



PERALTA COMMUNITY
COLLEGE DISTRICT


2016-20
FIVE YEAR
CONSTRUCTION PLAN
(2016-2017 First Funding Year)

Submittal Date: July 1, 2014

2016-20 FIVE YEAR CAPITAL OUTLAY PLAN
(2016-17 FIRST FUNDING YEAR)

Peralta CCD

Prepared in reference to the Community College Construction Act of 1980
and
approved on behalf of the local governing board for submission to
the office of the Chancellor, California Community Colleges

Signed 
José M. Ortiz, Ed.D.
(Chief Executive Officer
or their designee)

Title Chancellor

Date 6.26.14

Contact Person Dr. Sadiq Bello Ikharo

Telephone (510) 466-7336

Date Received at
Chancellor's Office

Chancellor's Office
reviewed by

Notice of Approval

PERALTA COMMUNITY COLLEGE DISTRICT
RESOLUTION 13/14-64

AUTHORIZATION TO SUBMIT FINAL PROJECT PROPOSALS

WHEREAS, under provisions of Education Code Section 81800, et al., of the California Community College Construction Act of 1980, Peralta Community College District is required to submit a Final Project Proposal , as requested, for the 2016-2017 fiscal year funding; and

WHEREAS, the requested project is part of the District's 2015-2019 Five-Year Construction Plan;

NOW, THEREFORE, BE IT RESOLVED that the President and Secretary of the Board be, and they are hereby, authorized to submit the proposed project, as directed by the Chancellor's Office, California Community Colleges, under said Act, and to execute the necessary Project Terms and Conditions for the following project:

- Merritt College Child Development Center
- Laney College Learning Resource Center
- College of Alameda - Replacement to Building B & E (Auto & Diesel Technologies)

PASSED AND ADOPTED by the following called vote this 24th day of June, 2014:

AYES:

NOES:

ABSTAIN:

ABSENT:



José M. Ortiz
Chancellor and Secretary
Board of Trustees
Peralta Community College District



PERALTA COMMUNITY COLLEGE DISTRICT
Office of General Services

SUMMARY

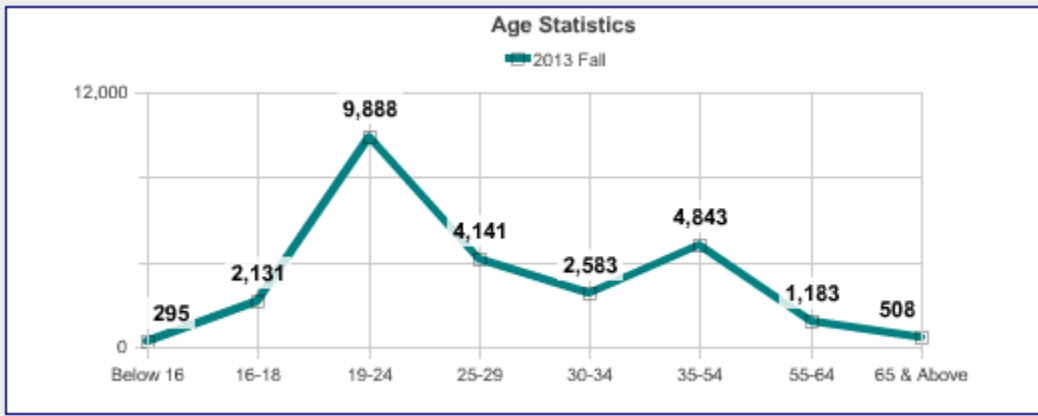
Historical Background of the District and Colleges

2013-2014

The Peralta Community College District, established in 1964, is a system of public two-year colleges, serving the residents of the cities of Oakland, Berkeley, Alameda, Piedmont, Emeryville, and Albany. It consists of four colleges: College of Alameda, Laney College, Merritt College, and Berkeley City College - and one community education center at Fruitvale operated by Merritt College.

Several institutions set the stage for the birth of the District, including The Part Time School, Central Trade, later renamed the Joseph C. Laney Trade and Technical Institute and Merritt School of Business. In July 1953, the Oakland Board of Education organized Oakland Junior College and developed Laney and Merritt as separate campuses of the new institution. In September 1954, the Merritt campus installed a liberal arts division in addition to its business division, and the following year students were able to earn an associate in arts degree. Shortly thereafter, the name was changed to Oakland City College. In November 1963, the residents of Alameda, Albany, Berkeley, Emeryville, Oakland, and Piedmont voted to join with Oakland to establish a separate junior college district. On July 1, 1964, the Peralta Community College District was officially formed. Each of the existing campuses would become a comprehensive college, offering vocational, occupational, and liberal arts courses. In 1965, the voters of the new district passed a \$47 million bond issue for construction of several new campuses. In June of 1970, the College of Alameda opened on a 2.5-acre site near the Naval Air Station in the City of Alameda. Laney College, located next to the Oakland Museum and the BART terminal, completed its modern new buildings in September of 1970. In 1971, Merritt College moved from its Grove Street home to the East Oakland hills near Skyline Boulevard off Redwood Road. In 1974, the Peralta College for Nontraditional Study was established, later becoming Vista Community College, and today Berkeley City College.

During Fall 2013, the four Peralta Colleges served 25,575 students; 53% of student population were female, 42% male, and 5% uncollected/unreported. 80% of identified ethnicities were minorities. 59% of students were freshmen with less than 30 units completed (15,051 out of 25,575). 16% of students had an Associate degree or higher. 29% of students were new or new transfers. 8% of student population were under age 19, 39% were between the ages of 19 to 24 years, 16% were between 25 and 29 years, 10% were between 30 and 34 years, 19% were between 35 and 54 years, 5% were between 55 and 64 years, and 2% were 65 years or older.



Description of the Colleges

COLLEGE OF ALAMEDA

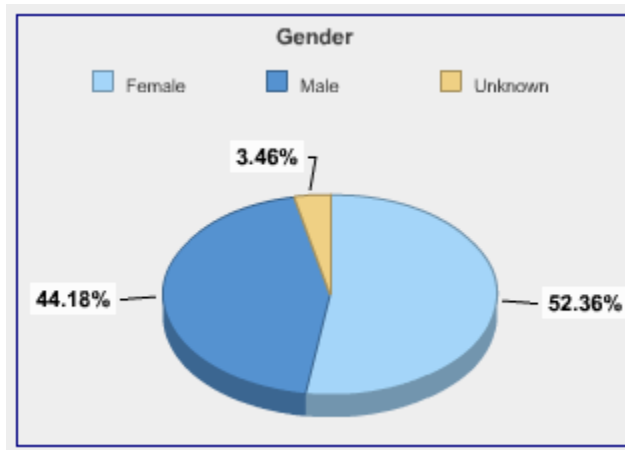
The College of Alameda is a comprehensive, public, two-year community college located in the City of Alameda. It has a main campus located at 555 Ralph Appezato Memorial Parkway in Alameda and a satellite campus near the Oakland International Airport. The main campus houses eight bi-level permanent buildings and approximately twenty-two portable buildings for approximately 290,600 sq. ft. of building area on 57.4 acres. The College of Alameda's Aviation Maintenance Training Facility is located at 970 Harbor Bay Parkway at the North Field of the Oakland Airport. The Aviation Facility houses two permanent buildings and a storage-shed, for a total of 28,400 sq. ft. acres of land.

Classes are scheduled during the day, evening, and on Saturdays and Sundays. The college offers A.A. and A.S. degrees in forty areas, twelve of which are traditional, occupational programs. The comprehensive general education/transfer program provides courses for students transferring to the University of California and California State University systems and to private colleges.

Demographics

In Fall 2013, College of Alameda enrolled 6,414 students.

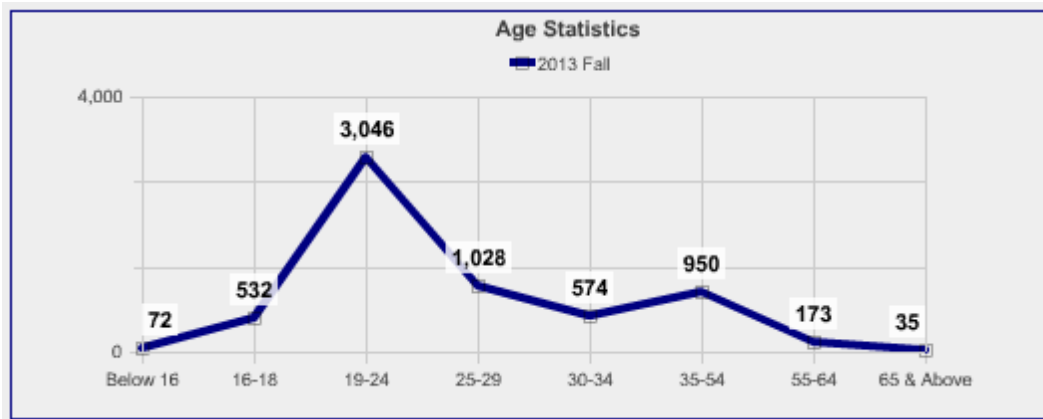
- **Gender** 52% were female, 44% were male, and 3% were uncollected/unreported.



- **Ethnicity** 85% of identified ethnicities were minorities (25% African American, less than 1% American Indian, 28% Asian, 4% Filipino, 15% Hispanic, 12% Multiple, 1% Pacific Islander, and 1% Other Non-White).

2013 Fall		Alameda	
Ethnic Group		% Of	
Asian		28.2%	
Black/African American		24.5%	
Hispanic		15.3%	
White Non Hispanic		14.9%	
Multiple		11.9%	
Filipino		3.8%	
Pacific Islander		0.6%	
Other Non white		0.5%	
American Indian/Alaskan Native		0.2%	
Grand Total		100.0%	

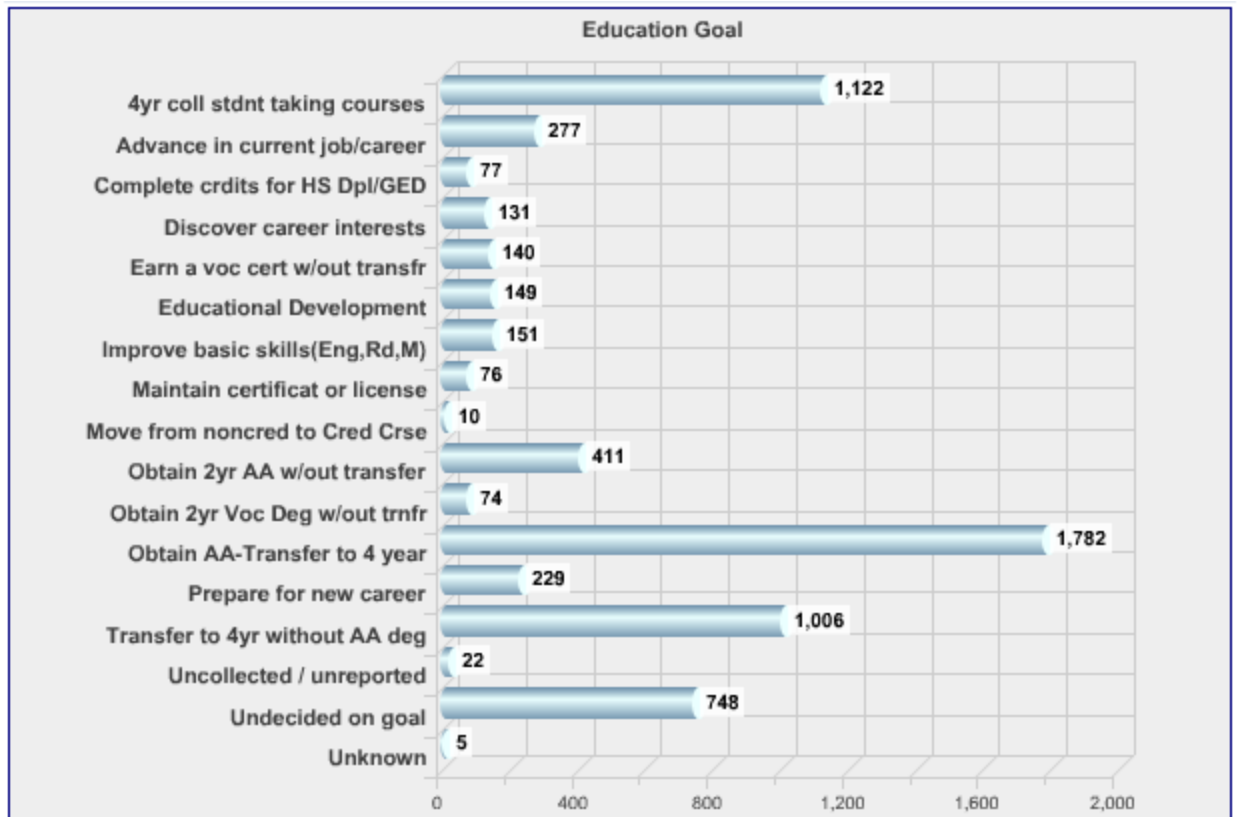
- **Age** 56% of students at the college were under the age of 25. The average age of students at College of Alameda was 27.



- **Enrollment Status** 17% of students were returning students, 33% were new students and new transfers, and 46% were continuing students.

2013 Fall Alameda		
Enrollment Status	Total Headcount	% Of
First-Time Student	1351	21.1%
First Time Transfer Student	762	11.9%
Returning Student	1075	16.8%
Continuing Student	2949	46.0%
Special Admit	177	2.8%
Uncollected/Unreported	96	1.5%
Grand Total	6410	100.0%

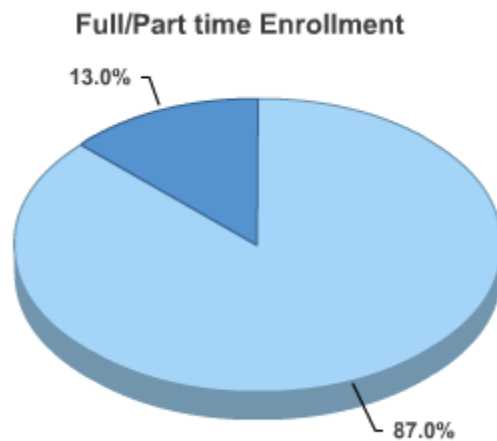
- Educational Goal** 28% of students claimed that their educational goal was to *obtain AA-Transfer to 4 year*, 18% of students selected *4 year college student taking courses*, and another 12% chose *undecided on goal*.



- Day/Evening Class** 66% of students enrolled in day courses, with the remaining 34% enrolled in the evening program.

Campus Descr Long	Term Descr Long	Time of Day	Headcount	%
College of Alameda	2013 Fall	Day	4217	65.8%
		Evening	2193	34.2%
Total			6410	100.0%

- **Full-Time/Part-Time** 87% of students attended part-time and 13% of them attended full-time.



LANEY COLLEGE

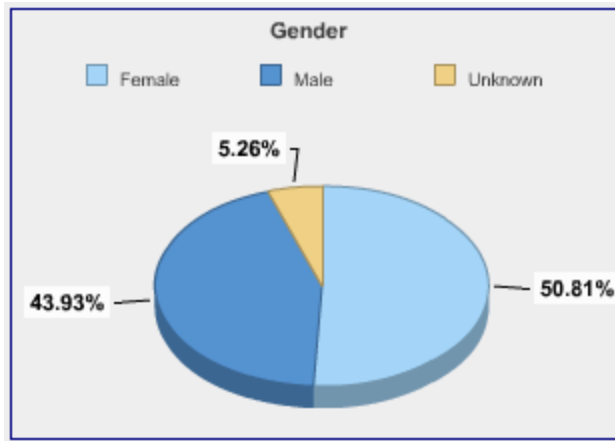
Laney College is a major educational resource essential to developing the future workforce to support the growth, economic prosperity and health of the greater East Bay. Laney remains accessible to its local communities to help stimulate innovations, equal access to higher education, career training, and lifelong learning. While Laney remains formidable as a community center, providing a diverse array of cultural programs and activities, it continues to provide a holistic approach to nurturing individuals to become active civic leaders and contributors to society. Over the last five years, Laney has been recognized as an important and significant asset to the Peralta District that brings in an average of 43% of the District revenue.

Situated on 59.5 acres, the College is modeled after a medieval, walled city with 13 brick buildings grouped around a central court. Approximately half of Laney’s instructional space is devoted to laboratories and shops that serve vocational programs. Most administrative, student personnel, counseling, and faculty offices are located in the central office tower. Other facilities include a Student Center building, gymnasium, swimming pool, library, childcare center, forum, and theater. Student Services are scattered around campus, primarily in the Tower and “A;” buildings. The campus features 30 acres of open space, which include an urban park and athletic facilities for baseball, football, track, and tennis. The student and staff parking area are located south of the campus between Eighth Street and Interstate 880.

Demographics

In Fall 2013, Laney College enrolled 12,742 students.

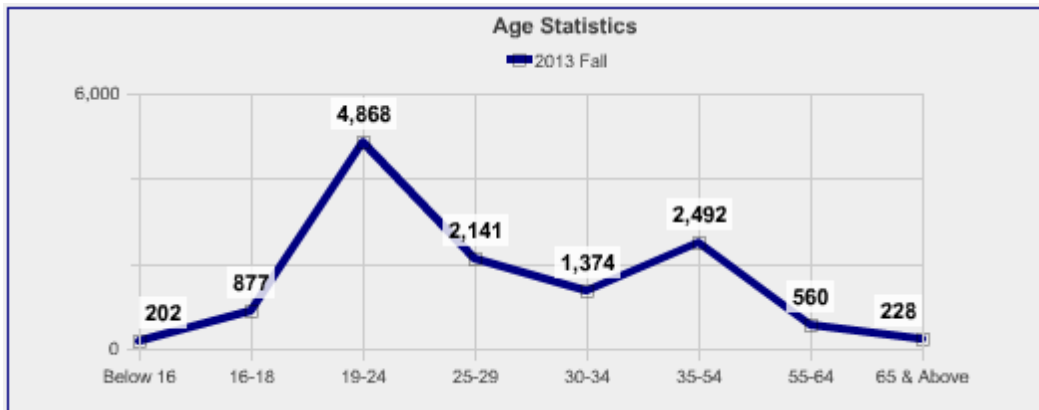
- **Gender** 51% were female, 44% were male, and 5% were uncollected/unreported.



- Ethnicity** 83% of identified ethnicities were minorities (28% African American, less than 1% American Indian, 27% Asian, 2% Filipino, 14% Hispanic, 11% Multiple, less than 1% Pacific Islander, and less than 1% Other Non-White).

2013 Fall Laney	
Ethnic Group	% Of
Black/African American	27.7%
Asian	27.2%
White Non Hispanic	16.6%
Hispanic	14.1%
Multiple	11.3%
Filipino	2.1%
Pacific Islander	0.6%
American Indian/Alaskan Native	0.2%
Other Non white	0.2%
Grand Total	100.00%

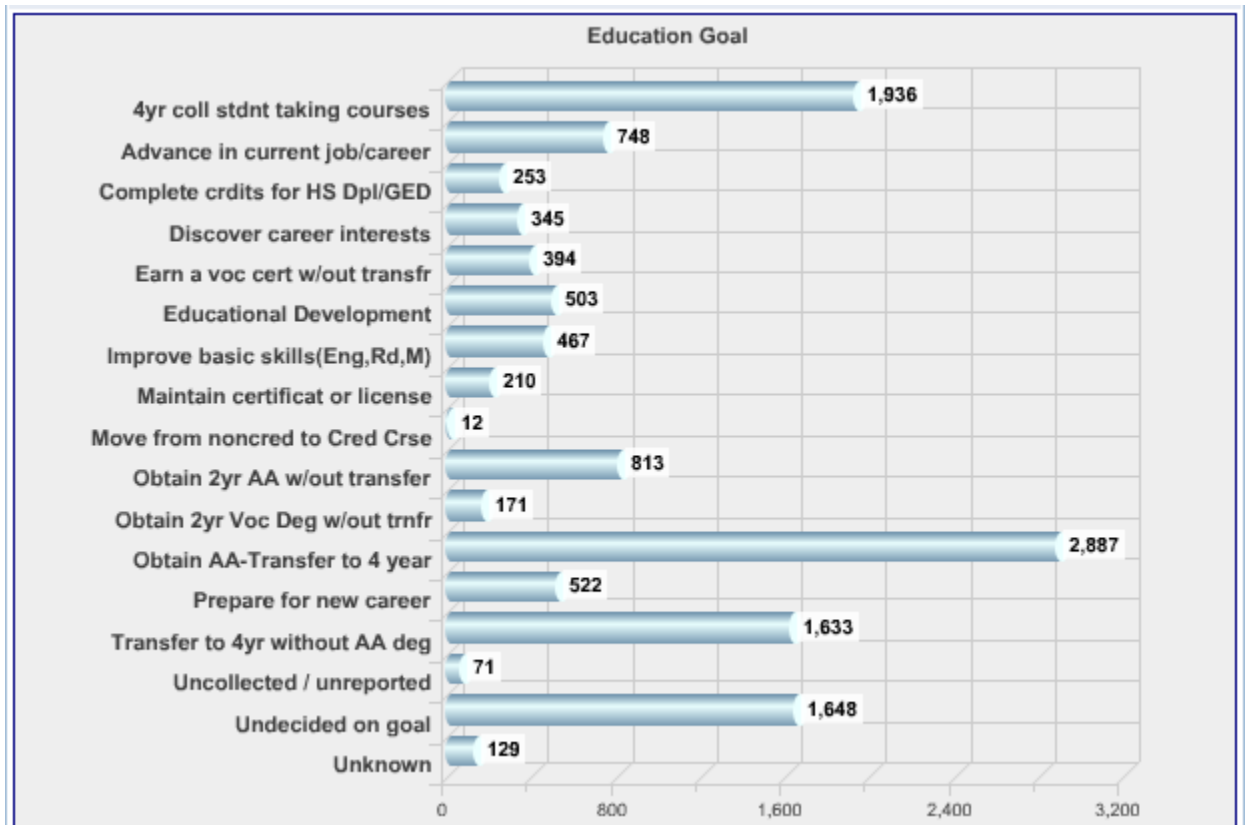
- Age** 47% of students at the college were under the age of 25. The average age of students at Laney College was 29.



- **Enrollment Status** 18% of students were returning students, 28% were new students and new transfers, and 48% were continuing students.

Enrollment Status	Total Headcount	% Of
First-Time Student	2767	21.7%
First Time Transfer Student	860	6.7%
Returning Student	2273	17.8%
Continuing Student	6172	48.4%
Special Admit	620	4.9%
Uncollected/Unreported	50	0.4%
Grand Total	12742	100.0%

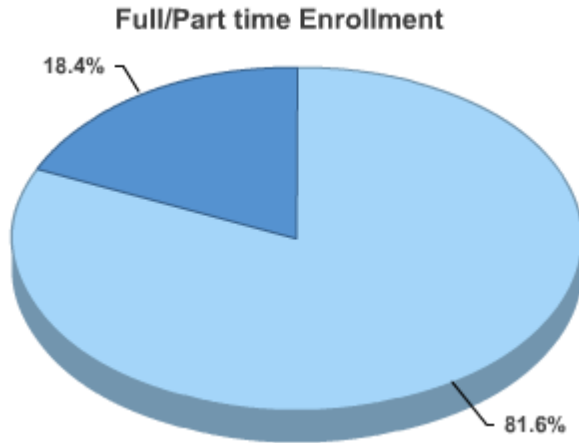
- **Educational Goal** 23% of students claimed that their educational goal was to *obtain AA-Transfer to 4 year*, 15% of students selected *4 year college student taking courses*, and another 13% chose *undecided on goal*.



- **Day/Evening Class** 66% of students enrolled in day courses, with the remaining 34% enrolled in the evening program.

Campus Descr Long	Term Descr Long	Time of Day	Headcount	%
Laney College	2013 Fall	Day	8450	66.3%
		Evening	4292	33.7%
Total			12742	100.0%

- **Full-Time/Part-Time** 82% of students attended part-time and 18% of them attended full-time.



- **Vocational/Non-Vocational** 33% of students were vocational.

Campus Descr Long	Term Descr Long	VOCATIONAL/NON-VOCATIONAL	Headcount	%
Laney College	2013 Fall	NON-VOCATIONAL	8499	67%
		VOCATIONAL	4243	33%
2013 Fall Total			12742	100%

MERRITT COLLEGE

Merritt College is a comprehensive, public community college located on a 125-acre site in the hills of East Oakland. Merritt also offers community-based classes at area high schools, the Fruitvale Education Center, and other locations in the community.

Merritt College promotes and enhances the quality of life in the urban area it serves through vocational and technical programs, courses appropriate for transfer, career and continuing education, and basic skills instruction. Merritt also provides comprehensive student services.

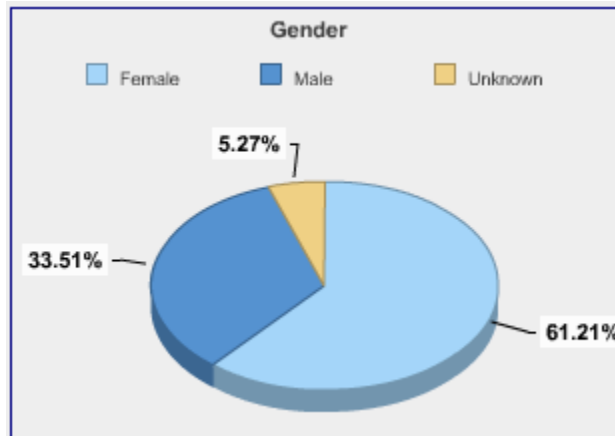
The college is committed to meeting the educational needs of the diverse student population it serves through excellence in instruction. The college provides opportunities for intellectual, social, emotional, cultural and physical development of the student. Educational opportunities are offered to all who can profit, regardless of age, sex, race, sexual identity, socioeconomic

background or disability.

Demographics

In Fall 2013, Merritt College enrolled 6,636 students.

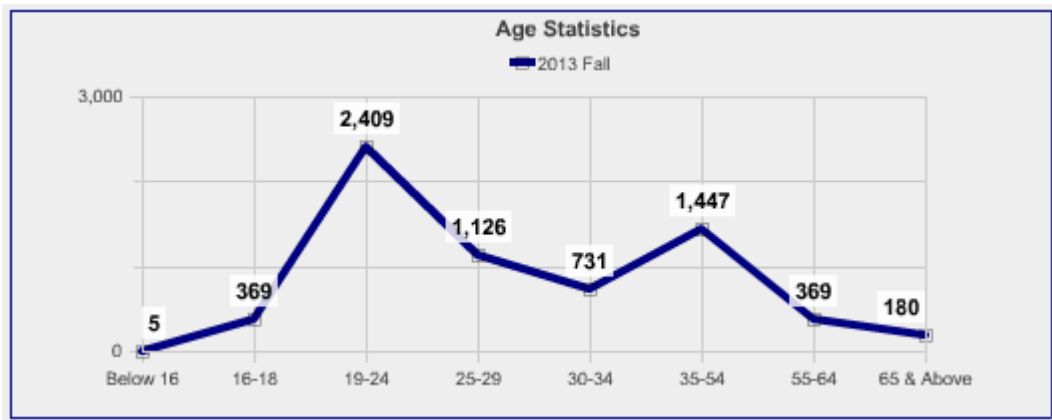
- **Gender** 61% were female, 34% were male, and 5% were uncollected/unreported.



- **Ethnicity** 80% of identified ethnicities were minorities (32% African American, less than 1% American Indian, 14% Asian, 2% Filipino, 19% Hispanic, 11% Multiple, less than 1% Pacific Islander, and less than 1% Other Non-White).

2013 Fall	Merritt
Ethnic Group	% Of
Black/African American	32.2%
White Non Hispanic	19.9%
Hispanic	19.2%
Asian	14.3%
Multiple	11.2%
Filipino	1.9%
Pacific Islander	0.6%
American Indian/Alaskan Native	0.4%
Other Non white	0.2%
Grand Total	100.0%

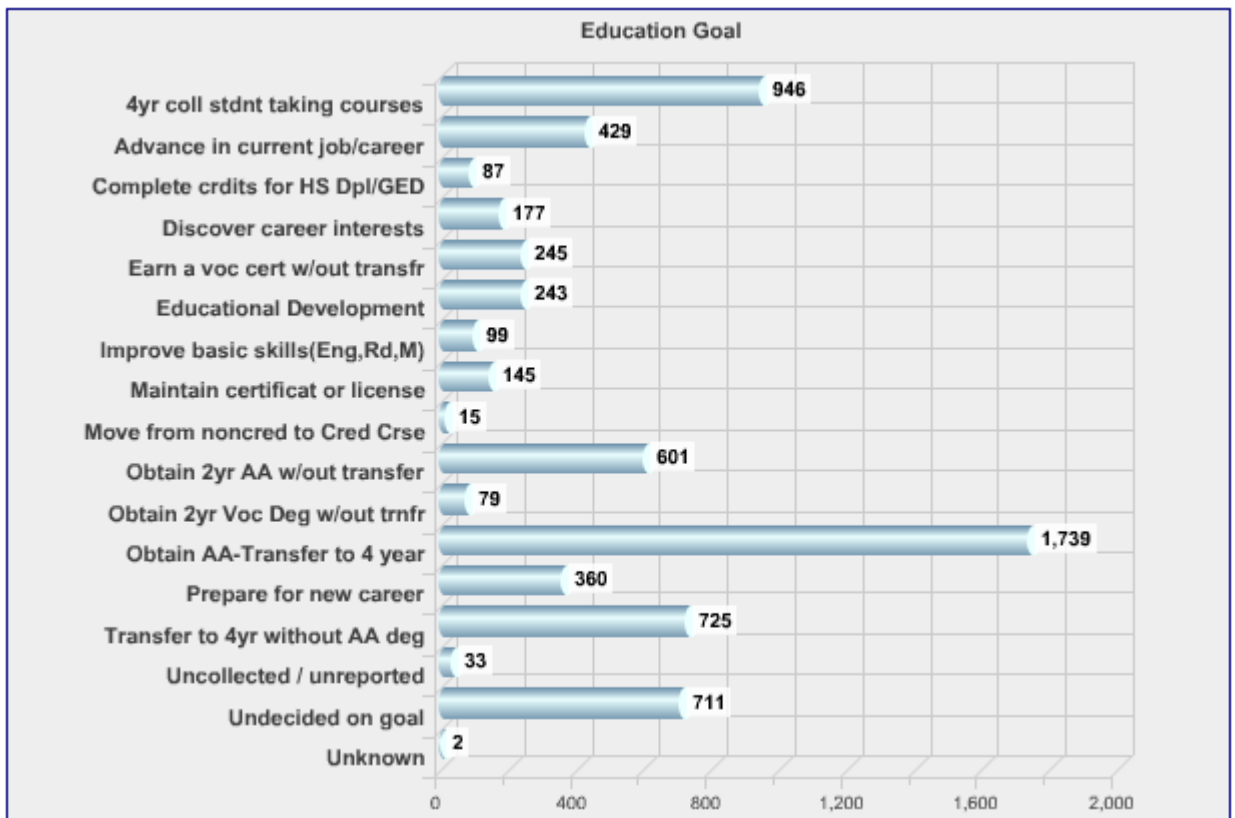
- **Age** 42% of students at the college were under the age of 25. The average age of students at Merritt College was 31.



- Enrollment Status** 19% of students were returning students, 33% were new students and new transfers, and 46% were continuing students.

Enrollment Status	Total Headcount	% Of
First-Time Student	1436	21.6%
First Time Transfer Student	785	11.8%
Returning Student	1232	18.6%
Continuing Student	3054	46.0%
Special Admit	110	1.7%
Uncollected/Unreported	19	0.3%
Grand Total	6636	100.0%

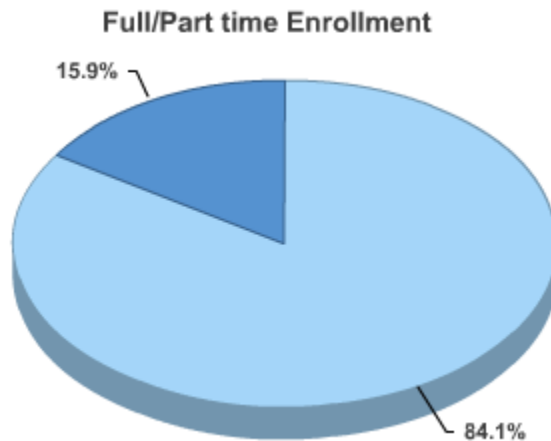
- Educational Goal** 26% of students claimed that their educational goal was to *obtain AA-Transfer to 4 year*, 14% of students selected *4 year college student taking courses*, and another 11% chose *undecided on goal*.



- **Day/Evening Class** 65% of students enrolled in day courses, with the remaining 35% enrolled in the evening program.

Campus Descr Long	Term Descr Long	Time of Day	Headcount	%
Merritt College	2013 Fall	Day	4343	65.4%
		Evening	2293	34.6%
Total			6636	100.0%

- **Full-Time/Part-Time** 84% of students attended part-time and 16% of them attended full-time.



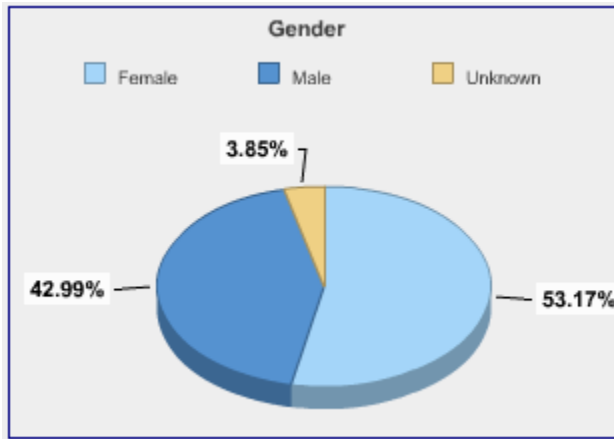
BERKELEY CITY COLLEGE

Berkeley City College is a comprehensive community college providing classes and programs leading to associate in arts degrees, associate in science degrees, and occupational certificates. BCC serves the six cities of Berkeley, Albany, Emeryville, Oakland, Piedmont, and Alameda. The college’s vocational programs are Travel and Tourism Industry, Business, International Trade, American Sign Language, Office Technology, Computer Information Systems, Multimedia, Social Service Paraprofessional, and Biotechnology. Students seeking transfer enroll in the college’s PACE or one of its other liberal arts degree programs, all of which offer two-year transfer programs. BCC has several articulation agreements with local universities, and a unique relationship in which the college shares space with the University of California at Berkeley, which also provides mentors for BCC’s students.

Demographics

In Fall 2013, Berkeley City College enrolled 7,072 students.

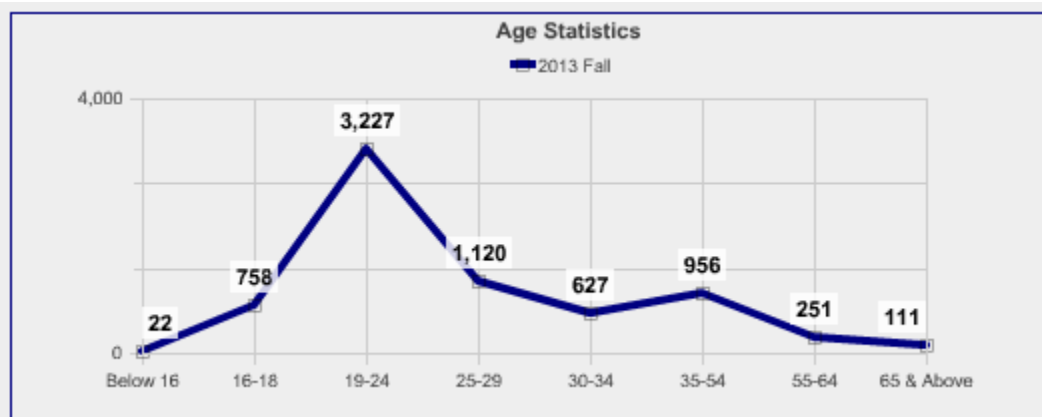
- **Gender** 53% were female, 43% were male, and 4% were uncollected/unreported.



- Ethnicity** 72% of identified ethnicities were minorities (20% African American, less than 1% American Indian, 17% Asian, 2% Filipino, 16% Hispanic, 16% Multiple, less than 1% Pacific Islander, and less than 1% Other Non-White).

2013 Fall		Berkeley	
Ethnic Group	% Of		
White Non Hispanic	27.6%		
Black/African American	20.1%		
Asian	17.1%		
Hispanic	16.4%		
Multiple	15.6%		
Filipino	2.2%		
Other Non white	0.4%		
Pacific Islander	0.3%		
American Indian/Alaskan Native	0.3%		
Grand Total	100.0%		

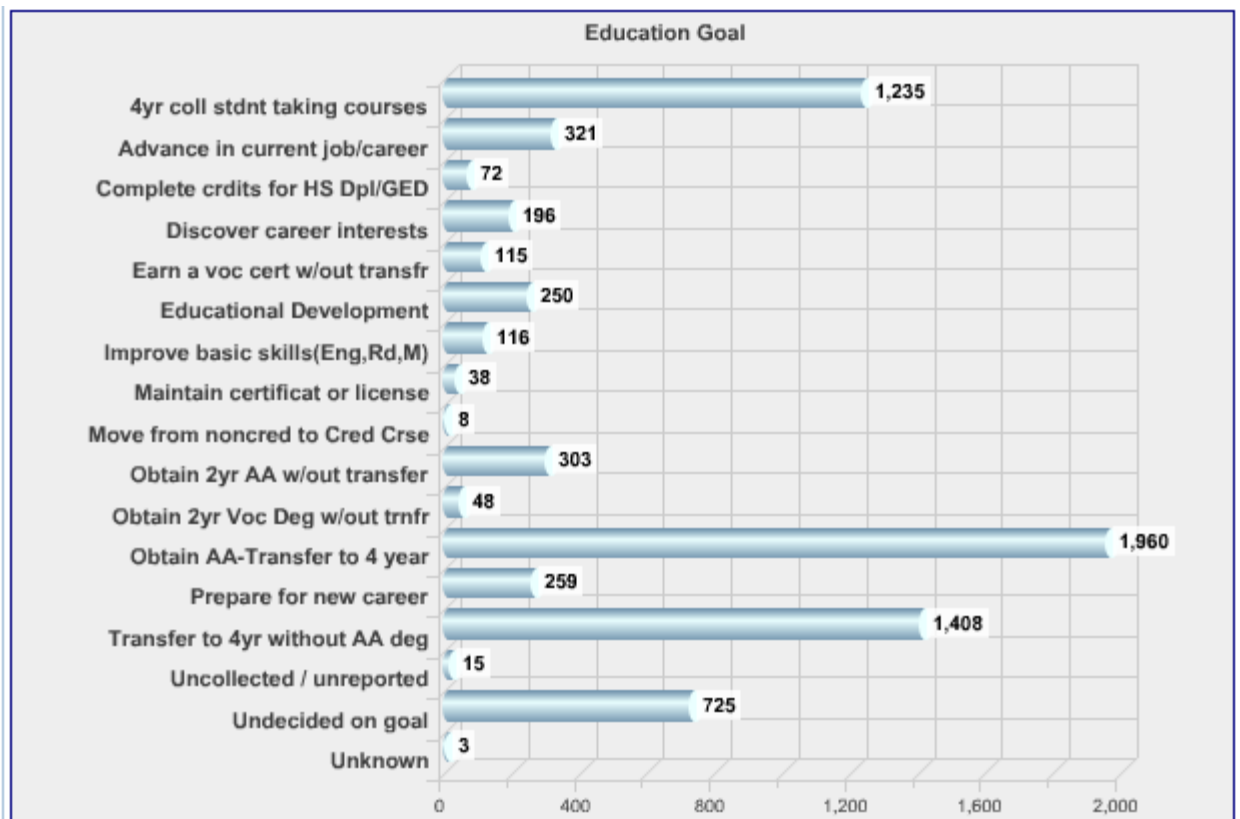
- Age** 57% of students at the college were under the age of 25. The average age of students at Berkeley City College was 27.



- **Enrollment Status** 14% of students were returning students, 37% were new students and new transfers, and 45% were continuing students.

Enrollment Status	Total Headcount	% Of
First-Time Student	2012	28.5%
First Time Transfer Student	630	8.9%
Returning Student	977	13.8%
Continuing Student	3187	45.1%
Special Admit	266	3.8%
Grand Total	7072	100.0%

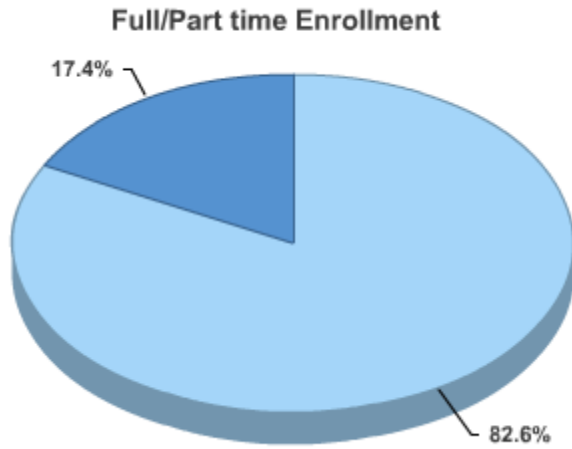
- **Educational Goal** 28% of students claimed that their educational goal was to *obtain AA-Transfer to 4 year*, 18% of students selected *4 year college student taking courses*, and another 10% chose *undecided on goal*.



- **Day/Evening Class** 67% of students enrolled in day courses, with the remaining 33% enrolled in the evening program.

Campus Descr Long	Term Descr Long	Time of Day	Headcount	%
Berkeley City College	2013 Fall	Day	4769	67.4%
		Evening	2303	32.6%
Total			7072	100.0%

- **Full-Time/Part-Time** 83% of students attended part-time and 17% of them attended full-time.





PERALTA COMMUNITY COLLEGE DISTRICT
Office of General Services

Summary

Energy Usage

Calculations

Energy Usage Calculations to Follow

Inventory of Land

Peralta CCD

List the address and acreage of every land unit owned by the district (Education Code 81821(e)). Please identify all locations, both on-campus and off-campus, grouped according to their "parent" institution. In the event the list is long or complicated, please substitute copies of college bulletins or other notices to the public which display similar information. The list should be current as of October the prior year

Address	Acreage
College Of Alameda 555 Ralph Appezato Mem. Pkwy Alameda, CA 94501	61.0
College Of Alameda Air Facility Harbor Bay Parkway Alameda, CA 94502	2.5
District Office 333 East Eighth Street Oakland, CA 94606	9.0
Laney College 900 Fallon Street Oakland CA 94607	60.0
Merritt College 12500 Campus Drive Oakland, CA 94619	130.0
Berkeley City College 2050 Center Street Berkeley, CA 94704-1205	0.6
860 ATLANTIC 860 Atlantic Ave Alameda, CA 94501	1.0

Legislative Districts

Campus	Assembly	Senate	House
College Of Alameda	18	9	13
Laney College	18	9	13
Merritt College	18	9	13
Berkeley City College	15	9	13
Peralta District Office*	18	9	13

Instructional Delivery Locations

Peralta CCD

Page 4

Address

X - See Off-Campus List Attached

College Of Alameda
555 Ralph Appezato Mem. Pkwy
Alameda, CA 94501

College Of Alameda Air Facility
Harbor Bay Parkway
Alameda, CA 94502

District Office
333 East Eighth Street
Oakland, CA 94606

Laney College
900 Fallon Street
Oakland CA 94607

Merritt College
12500 Campus Drive
Oakland, CA 94619

Berkeley City College
2050 Center Street
Berkeley, CA 94704-1205

Aviation High School
7850 Earhart Rd.
Oakland, CA

Mel's Bowl
300 Park Street
Alameda, CA

International Blvd
106 International Blvd
Oakland, CA

Alameda Co. Conf. Ctr
125 12th St., 4th Fl
Oakland, CA

Carpentry Site 1
5675 Dover St.
Oakland, CA

Carpentry Site 2
Cypress/Mandela Pkwy
Oakland, CA

Instructional Delivery Locations

Peralta CCD

Page 5

Address

East Bay So. Co. Apprentice Program
2063 B St.
Hayward, CA

Senior Vietnamese Community Dev.
1254 - 23rd Avenue
Oakland, CA

Veteran's Bldg
200 Grand Avenue
Oakland, CA

American Indian Public Charter High School
3637 Magee Avenue
Oakland, CA

Bananas
5232 Claremont Ave
Oakland, CA

Downtown Oakland Senior Center
200 Grand Avenue
Oakland, CA

Emergency Medical Sevices - Oakland Fire Dept
47 Clay Street
Oakland, CA

Fruitvale Center
1135 35th Avenue
Oakland, CA

Hospitals
Pill Hill
Oakland, CA

UC Berkeley-ECE Program
2339 Haste
Berkeley, CA

Millsmont Academy
8030 Atherton Street
Oakland, CA

Annex
2020 Milvia St
Berkeley, CA

Bananas Child Care
5232 Claremont Ave
Oakland, CA

Instructional Delivery Locations

Peralta CCD

Page 6

Address

Berkeley High School South Pool
1980 Allston Way
Berkeley, CA

California Career and Prep Academy
2125 Jefferson Avenue
Berkeley, CA

Evans Hall
UC-Berkeley
Berkeley, CA

Kroeber Hall
UC-Berkeley
Berkeley, CA

Moffitt Hall
UC - Berkeley
Berkeley, CA

North Berkeley Community Center
1901 Hearst St.
Berkeley, CA

Wheeler Hall
UC - Berkeley
Berkeley, CA

Lionel Wilson College Prep Academy
400 150th Avenue
Oakland, CA

Jack London Aquatic Center
115 Embarcadero
Oakland, CA

Leadership Public College Park
8601 MacArthur Blvd
Oakland CA

Metropolitan Golf Course
10051 Doolittle Drive
Oakland, CA

Chabot Golf Course
11450 Golf Links Road
Oakland, CA

Fruitvale Village
1135 35th Avenue
Oakland, CA

Instructional Delivery Locations

Peralta CCD

Page 7

Address

OFD Training Center
250 Victory Court
Oakland, CA

Skyline High School
12250 Skyline Blvd.
Oakland, CA

Asau Art Studio
U.C. Berkeley
Berkeley, CA

ASPIRE - Constitution Square
2176 Shattuck Avenue
Berkeley, CA

Emery Secondary School
1100 47th Street
Emeryville, CA

Moffitt Library
U.C. Berkeley
Berkeley, CA

Richmond Works - East Bay Green Job Corps
330 25th St
Richmond, CA

U.C. Berkeley Extension
2650 Haste Street
Berkeley, CA

Workforce Collaborative - East Bay Green Job Corps
City of Oakland
Oakland, CA

Wurster Hall
U.C. Berkeley
Berkeley, CA

YMCA Building
2001 Allston Way
Berkeley, CA

860 ATLANTIC
860 Atlantic Ave
Alameda, CA 94501

District Projects Priority Order

Peralta CCD

No.	Project	Occupancy	Source	Schedule of Funds							
				2014/2015	2015/2016	2016/2017	2017/2018	2018/2019	2019/2020	2020/2021	
1	Library Renovation										
	0	2014/2015									
		\$7,238,000	NonState								
2	Modernize Student Center (Bldg 12)										
		2015/2016									
		\$23,000,000	NonState								
3	Allied Health & Science Complex										
	-1,576	2015/2016									
		\$49,826,000	NonState								
4	Science Buildings Replacement (C and 78)										
		2016/2017									
		\$38,104,000	NonState	\$498,000							
5	Child Development Center										
	4,784	2017/2018									
		\$5,620,000	State		(P)(W)	(C)(E)					
		\$12,791,000	NonState		\$393,000	\$5,227,000					
6	Learning Resource Center										
	17,876	2018/2019									
		\$22,763,000	State		(P)(W)	(C)(E)					
		\$47,742,000	NonState		\$1,439,000	\$21,324,000					
7	Replacement of Buildings B and E (Au										
		2017/2018									
		\$11,312,000	State		(P)(W)	(C)(E)					
		\$11,312,000	NonState		\$985,000	\$10,327,000					
8	Modernize Library Building 17										
	573	2018/2019									
		\$13,199,000	State		(P)(W)	(C)(E)					
		\$23,073,000	NonState		\$962,000	\$12,237,000					
9	New Science/Math Building										
	10,642	2020/2021									
		\$17,497,000	State				(P)(W)	(C)(E)			
		\$17,497,000	NonState				\$1,251,000	\$16,246,000			
10	Horticulture Building Replacement										
		2019/2020									
		\$8,210,000	State				(P)(W)	(C)(E)			
		\$7,995,000	NonState				\$585,000	\$7,625,000			
11	Demolish Building A										
		2018/2019									
		\$1,686,000	NonState				(P)(W)	(C)			
							\$181,000	\$1,505,000			
12	Modernize Theater Building										
	1,684	2019/2020									
		\$8,117,000	State				(P)(W)	(C)(E)			
		\$12,478,000	NonState				\$663,000	\$7,454,000			
							\$1,027,000	\$11,451,000			

District Projects Priority Order

Peralta CCD

No.	Project	Occupancy	Source	Schedule of Funds							
				2014/2015	2015/2016	2016/2017	2017/2018	2018/2019	2019/2020	2020/2021	
13	Berkeley City College Annex 10,346	2020/2021	State	Berkeley City College			(P)(W)	(C)(E)			
		\$24,137,000					\$1,881,000	\$22,256,000			
14	Modernize Aviation Complex	2019/2020	State	College Of Alameda			(P)(W)	(C)(E)			
		\$8,252,000					\$751,000	\$7,501,000			
		\$5,501,000	NonState				\$501,000	\$5,000,000			
15	Fitness Training/Physical Therapy	2020/2021	State	Merritt College			(P)(W)	(C)(E)			
	18,220	\$5,554,000					\$461,000	\$5,093,000			
		\$3,702,000	NonState				\$307,000	\$3,395,000			
16	Modernize Gymnasium - Bldg G	2019/2020	NonState	College Of Alameda			(P)(W)	(C)(E)			
	34	\$10,241,000					\$824,000	\$9,417,000			
17	Modernize Gym & Lockers - Bldgs 4, 1	2019/2020	NonState	Laney College			(P)(W)	(C)(E)			
	293	\$12,314,000					\$962,000	\$11,352,000			
18	Remodel Old Library for Student Servic	2020/2021	NonState	Laney College			(P)(W)	(C)(E)			
	-30,314	\$12,879,000					\$1,125,000	\$11,754,000			
19	Parking and Paving Upgrades	2018/2019	NonState	College Of Alameda			(C)(P)(W)				
		\$6,652,000					\$6,652,000				
20	Renovate District Office Bldg	2018/2019	NonState	Peralta District Office*			(C)(E)(P)(W)				
		\$8,984,865					\$8,984,865				
21	Modernize Bldg R for Administration	2018/2019	NonState	Merritt College			(C)(E)(P)(W)				
		\$2,280,000					\$2,280,000				
22	Parking & Paving Upgrades	2018/2019	NonState	Merritt College			(C)(P)(W)				
		\$1,460,004					\$1,460,004				
23	Modernize Bldg Q for Classrooms	2019/2020	NonState	Merritt College				(C)(E)(P)(W)			
		\$2,400,000						\$2,400,000			
24	Modernize Gym and Athletic Facilities	2020/2021	NonState	Merritt College				(P)(W)	(C)(E)		
		\$7,464,366						\$650,000	\$6,814,366		
25	Auditorium/Classroom Bldg	2020/2021	NonState	College Of Alameda				(P)(W)	(C)(E)		
	16,000	\$11,676,000						\$942,000	\$10,734,000		

District Lecture Capacity/Load Ratios

Peralta CCD

No.	Project			2015/2016	2016/2017	2017/2018	2018/2019	2019/2020	2020/2021	2021/2022
3	Allied Health & Science Complex 6 14 2015/2016 Merritt College			296,086 152%						
4	Science Buildings Replacement (C and D) -942 -2,196 2016/2017 College Of Alameda				293,890 145%					
7	Replacement of Buildings B and E (Auto and Diesel Technologies) -904 -2,107 2017/2018 College Of Alameda					291,783 139%				
8	Modernize Library Building 17 -211 -492 2018/2019 College Of Alameda						291,291 134%			
21	Modernize Bldg R for Administration -1,608 -3,748 2018/2019 Merritt College						287,543 132%			
10	Horticulture Building Replacement -3,381 -7,881 2019/2020 Merritt College							279,662 124%		
12	Modernize Theater Building -61 -142 2019/2020 Laney College							279,520 124%		
14	Modernize Aviation Complex -370 -862 2019/2020 College Of Alameda							278,657 124%		
23	Modernize Bldg Q for Classrooms 5,014 11,688 2019/2020 Merritt College							290,345 129%		
9	New Science/Math Building 5,658 13,189 2020/2021 Laney College								303,534 131%	

District Lecture Capacity/Load Ratios

Peralta CCD

No.	Project			2015/2016	2016/2017	2017/2018	2018/2019	2019/2020	2020/2021	2021/2022
13	Berkeley City College Annex 2,200 5,128 2020/2021 Berkeley City College	Lect ASF	WSCH						308,662	133%
18	Remodel Old Library for Student Services 0 0 2020/2021 Laney College								308,662	133%
25	Auditorium/Classroom Bldg 4,000 9,324 2020/2021 College Of Alameda								317,986	137%

		2015/2016	2016/2017	2017/2018	2018/2019	2019/2020	2020/2021	2021/2022
Lecture	Actual*/Projected WSCH	195,349	202,826	210,082	217,382	224,655	231,749	233,443
127,015	Cumulative Capacity	296,072	296,086	293,890	291,783	287,543	290,345	317,986
	Capacity/Load Ratio	152%	146%	140%	134%	128%	125%	136%

District Laboratory Capacity/Load Ratios

Peralta CCD

No.	Project	WSCH	Occupancy	2015/2016	2016/2017	2017/2018	2018/2019	2019/2020	2020/2021	2021/2022
3	Allied Health & Science Complex -745 Merritt College	-93	2015/2016	102,544 122%						
4	Science Buildings Replacement (C and D) -2,655 College Of Alameda	-1,179	2016/2017		101,364 117%					
5	Child Development Center -2,140 Merritt College	-833	2017/2018			100,532 113%				
7	Replacement of Buildings B and E (Auto and Diesel Technologies) 2 College Of Alameda	0	2017/2018			100,532 113%				
6	Learning Resource Center -5,114 Laney College	-1,990	2018/2019				98,542 107%			
8	Modernize Library Building 17 -2,597 College Of Alameda	-1,797	2018/2019				96,745 105%			
10	Horticulture Building Replacement 2,981 Merritt College	606	2019/2020					97,351 103%		
12	Modernize Theater Building -2,026 Laney College	-941	2019/2020					96,410 102%		
14	Modernize Aviation Complex -860 College Of Alameda	-115	2019/2020					96,295 102%		
16	Modernize Gymnasium - Bldg G 161 College Of Alameda	63	2019/2020					96,357 102%		

District Laboratory Capacity/Load Ratios

Peralta CCD

No.	Project									
	Lab ASF	WSCH	Occupancy	2015/2016	2016/2017	2017/2018	2018/2019	2019/2020	2020/2021	2021/2022
9	New Science/Math Building									
	9,176	3,922	2020/2021						100,280	
	Laney College								103%	
18	Remodel Old Library for Student Services									
	0	0	2020/2021						100,280	
	Laney College								103%	

			2015/2016	2016/2017	2017/2018	2018/2019	2019/2020	2020/2021	2021/2022
Laboratory	Actual*/Projected	WSCH	83,894	86,430	89,170	91,906	94,597	97,522	98,212
298,382	Cumulative Capacity		102,637	102,544	101,364	100,532	96,745	96,357	100,280
	Capacity/Load Ratio		122%	119%	114%	109%	102%	99%	102%

District Office Capacity/Load Ratios

Peralta CCD

No.	Project	FTE	Occupancy	2015/2016	2016/2017	2017/2018	2018/2019	2019/2020	2020/2021	2021/2022
3	Allied Health & Science Complex -355 Merritt College	-3	2015/2016	1,077 138%						
4	Science Buildings Replacement (C and D) -1,821 College Of Alameda	-13	2016/2017		1,064 132%					
5	Child Development Center -29 Merritt College	0	2017/2018			1,064 129%				
7	Replacement of Buildings B and E (Auto and Diesel Technologies) 362 College Of Alameda	3	2017/2018			1,067 129%				
6	Learning Resource Center -1,408 Laney College	-10	2018/2019				1,057 125%			
8	Modernize Library Building 17 -958 College Of Alameda	-7	2018/2019				1,050 124%			
20	Renovate District Office Bldg -2,308 Peralta District Office*	-16	2018/2019				1,033 122%			
21	Modernize Bldg R for Administration 0 Merritt College	0	2018/2019				1,033 122%			
10	Horticulture Building Replacement 0 Merritt College	0	2019/2020					1,033 119%		
12	Modernize Theater Building -22 Laney College	0	2019/2020					1,033 119%		

District Office Capacity/Load Ratios

Peralta CCD

No.	Project	Off ASF	FTE	Occupancy	2015/2016	2016/2017	2017/2018	2018/2019	2019/2020	2020/2021	2021/2022
14	Modernize Aviation Complex 130 College Of Alameda	1		2019/2020					1,034 119%		
16	Modernize Gymnasium - Bldg G -394 College Of Alameda	-3		2019/2020					1,031 119%		
17	Modernize Gym & Lockers - Bldgs 4, 10 & 13 -29 Laney College	0		2019/2020					1,031 119%		
9	New Science/Math Building -254 Laney College	-2		2020/2021						1,029 116%	
13	Berkeley City College Annex 3,651 Berkeley City College	26		2020/2021						1,055 119%	
15	Fitness Training/Physical Therapy 220 Merritt College	2		2020/2021						1,057 119%	
18	Remodel Old Library for Student Services -1,224 Laney College	-9		2020/2021						1,048 118%	
25	Auditorium/Classroom Bldg 400 College Of Alameda	3		2020/2021						1,051 118%	

		2015/2016	2016/2017	2017/2018	2018/2019	2019/2020	2020/2021	2021/2022
Office	Actual*/Projected FTE	783	804	825	846	869	888	900
151,189	Cumulative Capacity	1,080	1,077	1,064	1,067	1,033	1,031	1,051
	Capacity/Load Ratio	138%	134%	129%	126%	119%	116%	117%

District Library Capacity/Load Ratios

Peralta CCD

No.	Project	Lib ASF	Occupancy	2015/2016	2016/2017	2017/2018	2018/2019	2019/2020	2020/2021	2021/2022
3	Allied Health & Science Complex Merritt College	-1,472	2015/2016	69,998 74%						
4	Science Buildings Replacement (C and D) College Of Alameda	901	2016/2017		70,899 73%					
7	Replacement of Buildings B and E (Auto and Diesel Technologies) College Of Alameda	400	2017/2018			71,299 71%				
6	Learning Resource Center Laney College	16,842	2018/2019				88,141 86%			
8	Modernize Library Building 17 College Of Alameda	1,225	2018/2019				89,366 87%			
21	Modernize Bldg R for Administration Merritt College	-1,290	2018/2019				88,076 86%			
10	Horticulture Building Replacement Merritt College	400	2019/2020					88,476 84%		
9	New Science/Math Building Laney College	500	2020/2021						88,976 83%	
13	Berkeley City College Annex Berkeley City College	1,200	2020/2021						90,176 84%	
18	Remodel Old Library for Student Services Laney College	0	2020/2021						90,176 84%	
				2015/2016	2016/2017	2017/2018	2018/2019	2019/2020	2020/2021	2021/2022
	Library Actual*/Projected ASF			94,847	97,449	100,048	102,647	105,246	107,844	108,480
	71,470 Cumulative Capacity			71,470	69,998	70,899	71,299	88,076	88,476	90,176
	Capacity/Load Ratio			75%	72%	71%	69%	84%	82%	83%

District AV/TV Capacity/Load Ratios

Peralta CCD

No.	Project	AVTV ASF	Occupancy	2015/2016	2016/2017	2017/2018	2018/2019	2019/2020	2020/2021	2021/2022
4	Science Buildings Replacement (C and D) College Of Alameda	1,889	2016/2017		12,606 46%					
6	Learning Resource Center Laney College	6,684	2018/2019				19,290 70%			
8	Modernize Library Building 17 College Of Alameda	294	2018/2019				19,584 71%			
12	Modernize Theater Building Laney College	740	2019/2020					20,324 73%		
18	Remodel Old Library for Student Services Laney College	695	2020/2021						21,019 75%	

		2015/2016	2016/2017	2017/2018	2018/2019	2019/2020	2020/2021	2021/2022
AV/TV	Actual*/Projected ASF	27,068	27,289	27,510	27,731	27,952	28,173	28,227
10,717	Cumulative Capacity	10,717	10,717	12,606	12,606	19,584	20,324	21,019
	Capacity/Load Ratio	40%	39%	46%	45%	70%	72%	74%

Load Distribution and Staff Forecast

Peralta CCD

Page 18

District Load Distribution

Reference: Chancellor's Office Forecast

	Instructional Staff FTE	Total Campus WSCH	Off-Campus WSCH	On-Campus WSCH	P.E. Laboratory WSCH	On-Campus Lecture WSCH	On-Campus Laboratory WSCH
Actual Fall							
2012	703	259,215	8,402	250,813	4,852	171,906	74,055
2013	746	273,280	8,784	264,496	5,107	181,241	78,148
Forecast							
2014	760	283,558	8,998	274,560	5,301	188,133	81,126
2015	783	293,839	9,108	284,731	5,488	195,349	83,894
2016	804	304,119	9,237	294,882	5,626	202,826	86,430
2017	825	314,399	9,363	305,036	5,783	210,082	89,170
2018	846	324,679	9,446	315,233	5,944	217,382	91,906
2019	869	334,958	9,609	325,349	6,097	224,655	94,597
2020	888	345,238	9,719	335,519	6,248	231,749	97,522

Load Distribution and Staff Forecast

Peralta CCD

Instructional Load by Campus or Location

Reference: Chancellor's Office Forecast

WSCH Distributed to Campuses or Other Locations

Campus	Actual			Projected						
	2011	2012	2013	2014	2015	2016	2017	2018	2019	2020
College Of Alameda	49,198	49,769	53,657	55,676	57,886	59,911	61,937	64,286	66,322	68,702
Laney College	107,204	105,760	109,300	113,412	117,095	118,911	120,729	122,404	123,934	125,321
Merritt College	50,488	51,066	55,892	57,994	60,090	62,344	66,024	69,806	73,691	77,333
Berkeley City College	52,032	52,620	54,431	56,476	58,768	62,953	65,709	68,183	71,011	73,881
Peralta District Office*										
Total	<u>258,922</u>	<u>259,215</u>	<u>273,280</u>	<u>283,558</u>	<u>293,839</u>	<u>304,119</u>	<u>314,399</u>	<u>324,679</u>	<u>334,958</u>	<u>345,238</u>

Load Distribution and Staff Forecast

Peralta CCD

Total District Library Load

Reference: Chancellor's Office Forecast of Day-Graded Enrollment

(a)	Total Day-Graded (b)	Number of Campuses (c)	Initial ASF (3,795/Camp) (d)	First 3,000 Day Graded (3.83/DG) (e)	Between 3k - 9k (3.39/DG) (f)	Above 9,000 (2.94/DG) (g)	Total ASF (d+e+f+g)
2014/2015	24,387	4	15,180	11,490	20,340	45,238	92,248
2015/2016	25,271	4	15,180	11,490	20,340	47,837	94,847
2016/2017	26,156	4	15,180	11,490	20,340	50,439	97,449
2017/2018	27,040	4	15,180	11,490	20,340	53,038	100,048
2018/2019	27,924	4	15,180	11,490	20,340	55,637	102,647
2019/2020	28,808	4	15,180	11,490	20,340	58,236	105,246
2020/2021	29,692	4	15,180	11,490	20,340	60,834	107,844

Load Distribution and Staff Forecast

Peralta CCD

Page 21

Library Load by Campus or Location

Reference: Chancellor's Office Forecast of Day-Graded Enrollment

Campus	2014	2015	2016	2017	2018	2019	2020
College Of Alameda	22,139 (24%)	22,763 (24%)	23,388 (24%)	24,011 (24%)	24,635 (24%)	25,259 (24%)	25,883 (24%)
Laney College	36,899 (40%)	37,939 (40%)	38,979 (40%)	40,019 (40%)	41,059 (40%)	42,098 (40%)	43,138 (40%)
Merritt College	23,984 (26%)	24,660 (26%)	25,337 (26%)	26,012 (26%)	26,688 (26%)	27,364 (26%)	28,040 (26%)
Berkeley City College	9,225 (10%)	9,485 (10%)	9,745 (10%)	10,005 (10%)	10,265 (10%)	10,525 (10%)	10,784 (10%)
Peralta District Office*	(0%)	(0%)	(0%)	(0%)	(0%)	(0%)	(0%)
Total	<u>92,248</u>	<u>94,847</u>	<u>97,449</u>	<u>100,048</u>	<u>102,647</u>	<u>105,246</u>	<u>107,844</u>

Load Distribution and Staff Forecast

Peralta CCD

Total District AV, Radio, TV Load

Reference: Chancellor's Office Forecast of Day-Graded Enrollment

(a)	Total Day-Graded (b)	Number of Campuses (c)	Initial ASF (3,500/Camp) (d)	First 3,000 Day Graded (1.50/DG) (e)	Between 3k - 9k (0.75/DG) (f)	Above 9,000 (0.25/DG) (g)	Total ASF (d+e+f+g)
2014/2015	24,387	4	14,000	4,500	4,500	3,847	26,847
2015/2016	25,271	4	14,000	4,500	4,500	4,068	27,068
2016/2017	26,156	4	14,000	4,500	4,500	4,289	27,289
2017/2018	27,040	4	14,000	4,500	4,500	4,510	27,510
2018/2019	27,924	4	14,000	4,500	4,500	4,731	27,731
2019/2020	28,808	4	14,000	4,500	4,500	4,952	27,952
2020/2021	29,692	4	14,000	4,500	4,500	5,173	28,173

Load Distribution and Staff Forecast

Peralta CCD

AV, Radio, TV Load by Campus or Location

Reference: Chancellor's Office Forecast of Day-Graded Enrollment

Campus	2014	2015	2016	2017	2018	2019	2020
College Of Alameda	5,638 (21%)	5,684 (21%)	5,731 (21%)	5,777 (21%)	5,824 (21%)	5,870 (21%)	5,916 (21%)
Laney College	10,470 (39%)	10,556 (39%)	10,643 (39%)	10,729 (39%)	10,815 (39%)	10,901 (39%)	10,987 (39%)
Merritt College	7,249 (27%)	7,308 (27%)	7,368 (27%)	7,428 (27%)	7,487 (27%)	7,547 (27%)	7,607 (27%)
Berkeley City College	3,490 (13%)	3,519 (13%)	3,548 (13%)	3,576 (13%)	3,605 (13%)	3,634 (13%)	3,662 (13%)
Peralta District Office*	(0%)	(0%)	(0%)	(0%)	(0%)	(0%)	(0%)
Total	<u>26,847</u>	<u>27,068</u>	<u>27,289</u>	<u>27,510</u>	<u>27,731</u>	<u>27,952</u>	<u>28,173</u>



PERALTA COMMUNITY COLLEGE DISTRICT
Office of General Services

Summary

Space Inventory

Room Use Summary Report

Peralta CCD

341 College Of Alameda

Room Use Group	ASF
100	22,775
200	82,249
300	23,895
400	21,430
500	37,860
600	24,255
700	4,607
800	327
Campus Total	217,398

343 Laney College

Room Use Group	ASF
000	1,414
100	43,704
200	135,523
300	47,339
400	24,716
500	60,916
600	41,141
700	10,163
800	345
900	44
Campus Total	365,305

Room Use Summary Report

Peralta CCD

344 Merritt College

Room Use Group	ASF
000	2,899
100	39,390
200	55,564
300	26,321
400	19,042
500	48,596
600	21,603
700	11,038
800	605
Campus Total	225,058

345 Berkeley City College

Room Use Group	ASF
100	21,146
200	25,046
300	20,263
400	6,282
500	2,293
600	7,400
700	4,481
800	126
Campus Total	87,037

Room Use Summary Report

Peralta CCD

346 Peralta District Office*

Room Use Group	ASF
000	18,762
300	33,371
500	3,218
600	3,480
700	35,025
Campus Total	93,856

Room Use Summary Report

Peralta CCD

District Totals

Room Use Group	ASF
000	23,075
100	127,015
200	298,382
300	151,189
400	71,470
500	152,883
600	97,879
700	65,314
800	1,403
900	44

Campus	ASF	OGSF
College Of Alameda	217,398	297,133
Laney College	365,305	544,366
Merritt College	225,058	360,453
Berkeley City College	87,037	165,690
Peralta District Office*	93,856	120,665
District Total	988,654	1,488,307

Room Use Detail Report

Peralta CCD

Page 10

341 College Of Alameda

Type	Use Code / Description	ASF	% of Campus	% of District
100	Room Use			
	110 Classroom	21,964	10.103%	2.222%
	115 Classroom Service	811	0.373%	0.082%
	100 Room Use Total	22,775	10.476%	2.304%
200	Room Use			
	210 Class Lab	68,326	31.429%	6.911%
	215 Class Lab Service	13,535	6.226%	1.369%
	230 Individual Study Lab	388	0.178%	0.039%
	200 Room Use Total	82,249	37.833%	8.319%
300	Room Use			
	310 Office	21,219	9.760%	2.146%
	315 Office Service	2,345	1.079%	0.237%
	350 Conference Room	331	0.152%	0.033%
	300 Room Use Total	23,895	10.991%	2.417%
400	Room Use			
	410 Read/Study Room	9,259	4.259%	0.937%
	420 Stack	3,334	1.534%	0.337%
	430 Library - Electronic Carrels	1,899	0.874%	0.192%
	440 Processing Room	6,938	3.191%	0.702%
	400 Room Use Total	21,430	9.857%	2.168%
500	Room Use			
	520 Athletics/Physical Education	20,627	9.488%	2.086%
	525 Athletic/Physical Ed Service	6,154	2.831%	0.622%
	530 Audio/Visual, Radio, TV	2,300	1.058%	0.233%
	535 A/V, Radio, TV Service	1,232	0.567%	0.125%
	550 Demonstration (Child Care)	5,319	2.447%	0.538%
	555 Demonstration Service	787	0.362%	0.080%
	590 Other	1,441	0.663%	0.146%
	500 Room Use Total	37,860	17.415%	3.829%
600	Room Use			
	610 Assembly	4,106	1.889%	0.415%
	630 Food Facilities	6,117	2.814%	0.619%
	635 Food Facilities Service	2,432	1.119%	0.246%
	650 Lounge	6,000	2.760%	0.607%
	660 Merchandise Facility	2,154	0.991%	0.218%

Room Use Detail Report

Peralta CCD

Page 11

341 College Of Alameda

Type	Use Code / Description	ASF	% of Campus	% of District
600 Room Use				
	665 Merchandise Facility Service	262	0.121%	0.027%
	680 Meeting Room	3,067	1.411%	0.310%
	685 Meeting Room Service	41	0.019%	0.004%
	690 Locker Room	76	0.035%	0.008%
	600 Room Use Total	24,255	11.157%	2.453%
700 Room Use				
	710 Data Processing/Computer	256	0.118%	0.026%
	715 DP/Computer Service	1,251	0.575%	0.127%
	720 Shop	784	0.361%	0.079%
	730 Storage	940	0.432%	0.095%
	735 Storage Service	1,376	0.633%	0.139%
	700 Room Use Total	4,607	2.119%	0.466%
800 Room Use				
	820 Patient Bath	63	0.029%	0.006%
	830 Nurse Station	72	0.033%	0.007%
	850 Treatment	120	0.055%	0.012%
	880 Public Waiting	72	0.033%	0.007%
	800 Room Use Total	327	0.150%	0.033%
College Of Alameda		217,398	100.000%	21.989%

Room Use Detail Report

Peralta CCD

Page 12

343 Laney College

Type	Use Code / Description	ASF	% of Campus	% of District
000	Room Use			
	050 Inactive Area	294	0.080%	0.030%
	060 Alter/Conversion Area	1,120	0.307%	0.113%
	000 Room Use Total	1,414	0.387%	0.143%
100	Room Use			
	110 Classroom	43,704	11.964%	4.421%
	100 Room Use Total	43,704	11.964%	4.421%
200	Room Use			
	210 Class Lab	103,471	28.325%	10.466%
	215 Class Lab Service	24,405	6.681%	2.469%
	220 Spec Class Lab	6,728	1.842%	0.681%
	230 Individual Study Lab	829	0.227%	0.084%
	250 Non-Class Lab	90	0.025%	0.009%
	200 Room Use Total	135,523	37.099%	13.708%
300	Room Use			
	310 Office	44,292	12.125%	4.480%
	315 Office Service	3,047	0.834%	0.308%
	300 Room Use Total	47,339	12.959%	4.788%
400	Room Use			
	410 Read/Study Room	9,105	2.492%	0.921%
	420 Stack	5,869	1.607%	0.594%
	430 Library - Electronic Carrels	4,419	1.210%	0.447%
	440 Processing Room	5,268	1.442%	0.533%
	455 Study Service	55	0.015%	0.006%
	400 Room Use Total	24,716	6.766%	2.500%
500	Room Use			
	520 Athletics/Physical Education	18,775	5.140%	1.899%
	523 Athletic Spectator Seat	2,571	0.704%	0.260%
	525 Athletic/Physical Ed Service	27,358	7.489%	2.767%
	530 Audio/Visual, Radio, TV	565	0.155%	0.057%
	535 A/V, Radio, TV Service	1,580	0.433%	0.160%
	540 Clinic St Care	83	0.023%	0.008%
	550 Demonstration (Child Care)	6,239	1.708%	0.631%
	555 Demonstration Service	1,737	0.475%	0.176%
	590 Other	2,008	0.550%	0.203%

Room Use Detail Report

Peralta CCD

Page 13

343 Laney College

Type	Use Code / Description	ASF	% of Campus	% of District
500 Room Use				
	500 Room Use Total	60,916	16.675%	6.162%
600 Room Use				
	610 Assembly	6,621	1.812%	0.670%
	615 Assembly Service	4,602	1.260%	0.465%
	620 Exhibition	624	0.171%	0.063%
	625 Exhibition Service	90	0.025%	0.009%
	630 Food Facilities	3,732	1.022%	0.377%
	635 Food Facilities Service	8,605	2.356%	0.870%
	650 Lounge	2,801	0.767%	0.283%
	660 Merchandise Facility	4,900	1.341%	0.496%
	665 Merchandise Facility Service	2,034	0.557%	0.206%
	670 Recreation	1,740	0.476%	0.176%
	680 Meeting Room	5,354	1.466%	0.542%
	685 Meeting Room Service	38	0.010%	0.004%
	600 Room Use Total	41,141	11.262%	4.161%
700 Room Use				
	710 Data Processing/Computer	1,742	0.477%	0.176%
	715 DP/Computer Service	1,328	0.364%	0.134%
	720 Shop	942	0.258%	0.095%
	730 Storage	5,878	1.609%	0.595%
	740 Vehicle Storage	273	0.075%	0.028%
	700 Room Use Total	10,163	2.782%	1.028%
800 Room Use				
	850 Treatment	139	0.038%	0.014%
	870 Supplies	66	0.018%	0.007%
	880 Public Waiting	140	0.038%	0.014%
	800 Room Use Total	345	0.094%	0.035%
900 Room Use				
	919 Toilet/Bath	44	0.012%	0.004%
	900 Room Use Total	44	0.012%	0.004%
Laney College		365,305	100.000%	36.950%

Room Use Detail Report

Peralta CCD

Page 14

344 Merritt College

Type	Use Code / Description	ASF	% of Campus	% of District
000	Room Use			
	050 Inactive Area	2,899	1.288%	0.293%
	000 Room Use Total	2,899	1.288%	0.293%
100	Room Use			
	110 Classroom	37,741	16.769%	3.817%
	115 Classroom Service	1,649	0.733%	0.167%
	100 Room Use Total	39,390	17.502%	3.984%
200	Room Use			
	210 Class Lab	41,038	18.234%	4.151%
	215 Class Lab Service	10,913	4.849%	1.104%
	220 Spec Class Lab	2,661	1.182%	0.269%
	225 Special Class Lab Service	288	0.128%	0.029%
	250 Non-Class Lab	664	0.295%	0.067%
	200 Room Use Total	55,564	24.689%	5.620%
300	Room Use			
	310 Office	22,281	9.900%	2.254%
	315 Office Service	3,967	1.763%	0.401%
	350 Conference Room	73	0.032%	0.007%
	300 Room Use Total	26,321	11.695%	2.662%
400	Room Use			
	410 Read/Study Room	3,313	1.472%	0.335%
	420 Stack	423	0.188%	0.043%
	430 Library - Electronic Carrels	11,361	5.048%	1.149%
	440 Processing Room	2,535	1.126%	0.256%
	455 Study Service	1,410	0.627%	0.143%
	400 Room Use Total	19,042	8.461%	1.926%
500	Room Use			
	520 Athletics/Physical Education	15,340	6.816%	1.552%
	525 Athletic/Physical Ed Service	15,566	6.916%	1.574%
	535 A/V, Radio, TV Service	651	0.289%	0.066%
	550 Demonstration (Child Care)	5,319	2.363%	0.538%
	555 Demonstration Service	868	0.386%	0.088%
	560 Field Building	182	0.081%	0.018%
	580 Greenhouse	10,146	4.508%	1.026%
	585 Greenhouse Service	76	0.034%	0.008%

Room Use Detail Report

Peralta CCD

Page 15

344 Merritt College

Type	Use Code / Description	ASF	% of Campus	% of District
500	Room Use			
	590 Other	448	0.199%	0.045%
	500 Room Use Total	48,596	21.593%	4.915%
600	Room Use			
	620 Exhibition	1,186	0.527%	0.120%
	625 Exhibition Service	1,468	0.652%	0.148%
	630 Food Facilities	2,631	1.169%	0.266%
	635 Food Facilities Service	2,311	1.027%	0.234%
	650 Lounge	5,935	2.637%	0.600%
	655 Lounge Service	182	0.081%	0.018%
	660 Merchandise Facility	1,552	0.690%	0.157%
	665 Merchandise Facility Service	234	0.104%	0.024%
	670 Recreation	2,000	0.889%	0.202%
	680 Meeting Room	4,104	1.824%	0.415%
	600 Room Use Total	21,603	9.599%	2.185%
700	Room Use			
	710 Data Processing/Computer	1,140	0.507%	0.115%
	715 DP/Computer Service	1,760	0.782%	0.178%
	720 Shop	1,952	0.867%	0.197%
	725 Shop Service	670	0.298%	0.068%
	730 Storage	5,325	2.366%	0.539%
	735 Storage Service	191	0.085%	0.019%
	700 Room Use Total	11,038	4.905%	1.116%
800	Room Use			
	830 Nurse Station	106	0.047%	0.011%
	850 Treatment	137	0.061%	0.014%
	880 Public Waiting	362	0.161%	0.037%
	800 Room Use Total	605	0.269%	0.061%
Merritt College		225,058	100.000%	22.764%

Room Use Detail Report

Peralta CCD

Page 16

345 Berkeley City College

Type	Use Code / Description	ASF	% of Campus	% of District
100	Room Use			
	110 Classroom	19,868	22.827%	2.010%
	115 Classroom Service	1,278	1.468%	0.129%
	100 Room Use Total	21,146	24.295%	2.139%
200	Room Use			
	210 Class Lab	22,824	26.223%	2.309%
	215 Class Lab Service	2,075	2.384%	0.210%
	220 Spec Class Lab	131	0.151%	0.013%
	225 Special Class Lab Service	16	0.018%	0.002%
	200 Room Use Total	25,046	28.776%	2.533%
300	Room Use			
	310 Office	18,585	21.353%	1.880%
	315 Office Service	1,678	1.928%	0.170%
	300 Room Use Total	20,263	23.281%	2.050%
400	Room Use			
	410 Read/Study Room	5,692	6.540%	0.576%
	420 Stack	170	0.195%	0.017%
	440 Processing Room	280	0.322%	0.028%
	455 Study Service	140	0.161%	0.014%
	400 Room Use Total	6,282	7.218%	0.635%
500	Room Use			
	530 Audio/Visual, Radio, TV	1,461	1.679%	0.148%
	535 A/V, Radio, TV Service	832	0.956%	0.084%
	500 Room Use Total	2,293	2.635%	0.232%
600	Room Use			
	610 Assembly	3,257	3.742%	0.329%
	615 Assembly Service	141	0.162%	0.014%
	650 Lounge	1,688	1.939%	0.171%
	660 Merchandise Facility	585	0.672%	0.059%
	680 Meeting Room	1,729	1.987%	0.175%
	600 Room Use Total	7,400	8.502%	0.748%
700	Room Use			
	710 Data Processing/Computer	1,021	1.173%	0.103%
	720 Shop	1,180	1.356%	0.119%
	725 Shop Service	133	0.153%	0.013%

Room Use Detail Report

Peralta CCD

345 Berkeley City College

Type	Use Code / Description	ASF	% of Campus	% of District
700	Room Use			
	730 Storage	2,147	2.467%	0.217%
	700 Room Use Total	4,481	5.148%	0.453%
800	Room Use			
	830 Nurse Station	126	0.145%	0.013%
	800 Room Use Total	126	0.145%	0.013%
Berkeley City College		87,037	100.000%	8.804%

Room Use Detail Report

Peralta CCD

Page 18

346 Peralta District Office*

Type	Use Code / Description	ASF	% of Campus	% of District
000	Room Use			
	050 Inactive Area	18,762	19.990%	1.898%
	000 Room Use Total	18,762	19.990%	1.898%
300	Room Use			
	310 Office	25,038	26.677%	2.533%
	315 Office Service	6,381	6.799%	0.645%
	350 Conference Room	1,897	2.021%	0.192%
	355 Confer Room Service	55	0.059%	0.006%
	300 Room Use Total	33,371	35.556%	3.375%
500	Room Use			
	530 Audio/Visual, Radio, TV	1,641	1.748%	0.166%
	535 A/V, Radio, TV Service	455	0.485%	0.046%
	590 Other	1,122	1.195%	0.113%
	500 Room Use Total	3,218	3.429%	0.325%
600	Room Use			
	650 Lounge	1,367	1.456%	0.138%
	680 Meeting Room	1,883	2.006%	0.190%
	690 Locker Room	230	0.245%	0.023%
	600 Room Use Total	3,480	3.708%	0.352%
700	Room Use			
	710 Data Processing/Computer	1,342	1.430%	0.136%
	715 DP/Computer Service	127	0.135%	0.013%
	720 Shop	1,701	1.812%	0.172%
	730 Storage	28,905	30.797%	2.924%
	740 Vehicle Storage	2,950	3.143%	0.298%
	700 Room Use Total	35,025	37.318%	3.543%
Peralta District Office*		93,856	100.000%	9.493%

Building Summary Report

Peralta CCD

Page 19

341 College Of Alameda

Bldg #	Building Name	Constr. Year	Total Rooms	Total Stations	Total Room ASF	Total OGSF	Percent Efficiency
1	ADMIN-MED-DENTAL - A	1970	75	408	22,762	34,084	66.8%
2	AUTO SHOP - B	1970	30	318	23,866	30,176	79.1%
3	LIFE SCIENCE BOILER - C	1970	33	545	13,324	20,991	63.5%
4	CLASS ROOM - D	1970	93	1,025	35,389	50,888	69.5%
5	STUDENT UNION - F	1970	41	38	17,749	22,762	78.0%
11	AERO TECH BLDG A	1969	15	65	10,203	10,908	93.5%
16	GYM - G	1975	38	97	28,175	40,088	70.3%
17	LEARNING RES CTR - L	1977	50	590	33,028	41,536	79.5%
18	CHILDRENS CENTER	1976	16	1	6,746	10,192	66.2%
20	GROUNDS MAINTENANCE	1976	1		1,376	1,440	95.6%
21	PHYS ED STORAGE	1976	1		1,426	1,491	95.6%
24	TENNIS SUPPLY B	1976	1		62	77	80.5%
25	AERO TECH BLDG B	1979	11	183	14,424	17,130	84.2%
26	DIESEL MECHANICS - E	1989	16	163	8,312	11,850	70.1%
27	PRESSBOX	2004	1		168	192	87.5%
28	BB CONCESSIONS/RR	2000				1,228	0.0%
29	BB DUGOUT 1	2000				440	0.0%
30	BB DUGOUT 2	2000				440	0.0%
31	SOCCER FIELD RESTROOMS	1994				820	0.0%
32	AEROTECH SHED C	1969	1		388	400	97.0%
20 Buildings on Campus			423	3,433	217,398	297,133	73.2%

Building Summary Report

Peralta CCD

Page 20

343 Laney College

Bldg #	Building Name	Constr. Year	Total Rooms	Total Stations	Total Room ASF	Total OGSF	Percent Efficiency
1	ADMINISTRATION TOWER	1971	136	332	29,607	53,988	54.8%
2	BUILDING A	1971	106	878	44,062	66,980	65.8%
3	BUILDING B	1971	56	830	31,715	43,002	73.8%
4	BUILDING C	1971	8		5,458	7,491	72.9%
5	BUILDING D	1971	6	174	6,351	9,592	66.2%
6	BUILDING E	1971	60	829	23,232	38,856	59.8%
7	BUILDING F	1971	43	874	32,829	38,090	86.2%
8	BUILDING G	1971	87	1,072	45,772	60,754	75.3%
9	FORUM	1971	4	298	4,799	6,466	74.2%
10	GYMNASIUM	1971	18	440	14,633	16,570	88.3%
11	LIBRARY	1971	51	531	31,009	46,749	66.3%
12	STUDENT CENTER	1971	58	168	26,655	49,935	53.4%
13	LOCKER	1971	17	10	13,951	18,100	77.1%
15	THEATER	1975	42	529	18,722	36,134	51.8%
16	CHILDRENS CENTER	1976	19	7	6,671	8,569	77.9%
17	ART BUILDING	2006	25	259	16,606	21,561	77.0%
18	CONCESSION STAND	1971	1		290	356	81.5%
20	FOOTBALL PRESS BOX	1971	5	4	491	2,750	17.9%
21	ATHLETIC FIELD HOUSE	2011	30	20	12,452	17,623	70.7%
22	ATHLETIC FIELD RESTROOMS	2004				800	0.0%
20 Buildings on Campus			772	7,255	365,305	544,366	67.1%

Building Summary Report

Peralta CCD

Page 21

344 Merritt College

Bldg #	Building Name	Constr. Year	Total Rooms	Total Stations	Total Room ASF	Total OGSF	Percent Efficiency
1	TRADE TECHNOLOGY - A	1971	58	910	35,568	46,201	77.0%
2	SCIENCE - D	1971	103	1,506	49,776	75,493	65.9%
3	GYMNASIUM - E	1971	9		12,888	24,617	52.4%
4	LOCKER - F	1971	31	70	15,220	29,585	51.4%
5	BUSINESS - P	1971	37	639	19,706	44,537	44.2%
6	CAMPUS CENTER Q	1971	35	96	7,691	14,326	53.7%
7	CAMPUS CENTER R	1971	92	549	28,384	53,889	52.7%
15	LANDSCAPE HORT - H	1979	24	114	17,776	18,562	95.8%
17	LIBRARY - L	1975	34	536	25,355	35,399	71.6%
20	MAINTENANCE	1976	3	1	1,380	1,422	97.0%
22	CHILDRENS CENTER	1976	19	1	6,721	8,569	78.4%
23	ATHLETIC STORAGE 1	1974	1		973	1,025	94.9%
24	ATHLETIC STORAGE 2	1976	1		1,372	1,425	96.3%
25	ATHLETIC STORAGE 3	1976	1		460	484	95.0%
27	FRUITVALE UNIT	1976	2	55	834	3,045	27.4%
28	CONCESSION STAND	2004	2		252	352	71.6%
29	PRESSBOX	2004	1		168	192	87.5%
30	TRACK FIELD RESTROOMS	2008	1		97	860	11.3%
31	HORTICULTURE TRAILER	1994	1	2	171	180	95.0%
32	HORT. TRACTOR SHED	1977	1		182	190	95.8%
33	HORT REFRIGERATION UNIT	1990	1		84	100	84.0%
21 Buildings on Campus			457	4,479	225,058	360,453	62.4%

Building Summary Report

Peralta CCD

Page 22

345 Berkeley City College

Bldg #	Building Name	Constr. Year	Total Rooms	Total Stations	Total Room ASF	Total OGSF	Percent Efficiency
1	BERKELEY CITY COLLEGE	2006	210	2,341	87,037	165,690	52.5%
1 Buildings on Campus			210	2,341	87,037	165,690	52.5%

Building Summary Report

Peralta CCD

Page 23

346 Peralta District Office*

Bldg #	Building Name	Constr. Year	Total Rooms	Total Stations	Total Room ASF	Total OGSF	Percent Efficiency
1	ADMINISTRATIVE CTR	1981	72	235	17,622	26,300	67.0%
2	WAREHOUSE DP	1930	64	84	33,911	41,500	81.7%
4	GROUNDS BUTLER BLDG	1950	3		9,663	10,067	96.0%
5	GROUNDS SHED	1930	1		2,950	3,060	96.4%
7	CONROY BLDG DG	1950	16	17	6,316	7,736	81.6%
8	INT ED 1	1991	3	9	1,308	1,536	85.2%
9	INT ED 2	1999	6	6	1,148	1,536	74.7%
10	PCTV 1	2012	5	2	1,297	1,440	90.1%
11	PCTV2	2012	8	11	879	1,440	61.0%
101	860 ATLANTIC	1989	49		18,762	26,050	72.0%
10 Building(s) on Campus			227	364	93,856	120,665	77.8%

Building Summary Report

Peralta CCD

Bldg #	Building Name	Constr. Year	Total Rooms	Total Stations	Total Room ASF	Total OGSF	Percent Efficiency
--------	---------------	--------------	-------------	----------------	----------------	------------	--------------------

District Totals

72 Building(s) in District			2,089	17,872	988,654	1,488,307	66.4%
----------------------------	--	--	-------	--------	---------	-----------	-------



PERALTA COMMUNITY COLLEGE DISTRICT
Office of General Services

Summary

Report 17 Certification

Peralta CCD Report 17 Certification

Certification of Inventory for Fiscal Year: 2014-15

Campus Name: **Berkeley City College**
Certified ASF: **87,037**
Certified OGSF: **165,690**

District Approval



Authorized Signature

6.26.14

Date

Jose M. Ortiz

Printed Name

State Approval

Authorized Signature

Date

Included:

(2) Signed Copies of Report 17 Certification Sheet if the submission was not certified and submitted electronically by the CBO.

Peralta CCD Report 17 Certification

Certification of Inventory for Fiscal Year: 2014-15

Campus Name: **College Of Alameda**
Certified ASF: **217,398**
Certified OGSF: **297,133**

District Approval



Authorized Signature

6/26/14

Date



Printed Name

State Approval

Authorized Signature

Date

Included:

(2) Signed Copies of Report 17 Certification Sheet if the submission was not certified and submitted electronically by the CBO.

Peralta CCD Report 17 Certification

Certification of Inventory for Fiscal Year: 2014-15

Campus Name: **Laney College**
Certified ASF: **365,305**
Certified OGSF: **544,366**

District Approval



Authorized Signature

6/20/14

Date

Jose M. Ortiz

Printed Name

State Approval

Authorized Signature

Date

Included:

(2) Signed Copies of Report 17 Certification Sheet if the submission was not certified and submitted electronically by the CBO.

Peralta CCD Report 17 Certification

Certification of Inventory for Fiscal Year: 2014-15

Campus Name: **Merritt College**
Certified ASF: **225,058**
Certified OGSF: **360,453**

District Approval



Authorized Signature

6/24/14

Date



Printed Name

State Approval

Authorized Signature

Date

Included:

(2) Signed Copies of Report 17 Certification Sheet if the submission was not certified and submitted electronically by the CBO.

Peralta CCD Report 17 Certification

Certification of Inventory for Fiscal Year: 2014-15

Campus Name: **Peralta District Office***
Certified ASF: **93,856**
Certified OGSF: **120,665**

District Approval



Authorized Signature

6/24/14

Date



Printed Name

State Approval

Authorized Signature

Date

Included:

- (2) Signed Copies of Report 17 Certification Sheet if the submission was not certified and submitted electronically by the CBO.



PERALTA COMMUNITY COLLEGE DISTRICT
Office of General Services

College of Alameda

COLLEGE OF ALAMEDA
Statement of Five Year College Education Plans
2013-2014

The College of Alameda (COA) is one of four colleges in the Peralta Community College District, located in the California East Bay Region, on the Island of Alameda. The College's main campus is located at 555 Ralph Appezato Memorial Parkway (Atlantic Avenue) with two satellite education centers; one located in a nearby business complex (Sciences), and one a few miles away near the Oakland International Airport (Aviation). The main campus houses eight bi-level permanent buildings and approximately twenty-two portable buildings for approximately 290,600 sq. ft. of building area on 57.4 acres.

The College of Alameda's Science Complex is located at 860 Atlantic Avenue began housing sciences courses in fall 2011, the relocation of all science related programs and courses took place this spring and was completed prior to the start of summer school, July 17, 2013. This location has been designated as part of the swing space during the demolition and replacement of Buildings C and D. The Sciences will remain in this approximately 26,000 sq. ft. building until such time that the main campus, "C" & "D" building is constructed, and an expansion to include the science programs. This included the demolition of the existing structure and the eventual build-out of a new science wing. The estimated completion of this build-out has been pushed back due to late start date of the main project.

The College of Alameda's Aviation Maintenance Training Facility is located at 970 Harbor Bay Parkway at the North Field of the Oakland Airport. The Aviation Facility houses two permanent buildings and a storage-shed, for a total of 28,400 sq. ft. on 2 acres of land. After a brief hiatus, the Aviation program began accepting students in fall 2013. However, before students could enroll, the facility required much repair and restoration before the Federal Aviation Administration gave official approval to resume the Aviation program. Additional equipment and facility upgrades are planned for this facility.

The College's Alameda Transportation and Logistics Academic Support (ATLAS) program previously located at the Port of Oakland in Jack London Square, has re-located to the "L" Building, Library & Learning Resources, Room #215, to allow for closer coordination and of the program under the Business Department. This program is partially funded under a Department of Labor grant focusing on the transportation logistics sector, and other instructional general funds. After much analysis, plans are to relocate the ATLAS program from the Library to an area upstairs in the "A 228, adjacent to a computer lab, and in proximity to core support services such as counseling, admissions and financial aid.

The campus is in need of non-instructional space to accommodate the growth of our educational equity programs such as the Learning Communities, Alameda Promise, DSPS, Brotherhood (Men of Color) and Open Gate (ex-offenders). Initial plans are to re-configure the space that will be vacated by the ATLAS program.

The Associated Students of COA have plans to re-introduce a full-service cafeteria in the upper stairs of the "F" Building after a two-year absence. Other facility improvements are

contemplated to include a “Cyber Café” and small meeting rooms for clubs and organizations.

Classes are scheduled during the day, evening, and will resume in fall 2013 to Saturdays and Sundays; budget permitting. The College offers A.A. and A.S. degrees in forty areas, twelve of which are traditional, occupational programs. Seven degree programs have been approved for AS Transfer Degrees and two are pending. The comprehensive general education/transfer programs provide courses for students transferring to the University of California and California State University systems and private colleges.

In fall 2013, College of Alameda enrolled 6,208 students; 52% female and 44% male and 4% unsupported; 56% of the students at the college are under the age of 25. Underrepresented ethnic groups comprised 84% of the student population (Asians, 26%; Filipino, 4%; Hispanic, 15%; African American, 23%; Multiple 11%, Pacific Islander .5%, and Other Non-White .5%). Sixteen percent of students were returning, 46% are continuing students, while new students and new transfers comprised 32% of the student population. Eighty-seven percent of the students are enrolled part-time, and 17% are enrolled full-time.¹

REVIEW OF PROGRAMS AND FACILITIES NEEDS

Phase one of the Educational Master Plan of the College included the Administration Building “A” project; this renovation was finished in 2009. In December 2010 the college completed modifications to the “G” building in the gym, dance and weight rooms, with the exception of infrastructure improvements to the music and practice rooms. To complete the educational programming needs of the institution, the Educational Master Plan calls for the construction of Building “C” and “D”, a combined building that houses the majority of the instructional classrooms, large lecture halls, science and computer labs, Art Studios, and Apparel Design and Merchandising program lab/classrooms, as well as faculty and administrative instructional offices. Due to the costs for renovation, the decision was made to demolish Buildings “C” & “D” and *design-build* a new building.

As part of the remodel for Buildings “C” & “D,” plans are underway to renovate an additional 26,000 square-foot single story office and laboratory building located at 860 Atlantic Avenue in Alameda. This property was acquired by the district from the City of Alameda in exchange for approximately 3 acres of land from the college’s main campus. The Tinker Avenue Extension project, renamed Willie Stargell Avenue, is part of the city’s redevelopment master plan and affects the land northeast of the college, immediately behind Building “E” and the tennis courts.

Once this is completed, Building “L” will be the next building remodeled. Building “L” houses the Library and the Learning Resources Center and is in need of improvements to positively contribute to students’ use of information services, information technology, research and learning support services. Updating the floor plan would ensure that the information resources provide students with successful learning opportunities.

An expanded and improved Heating, Ventilation and Air Conditioning (HVAC) system for the College is imperative to be fully compliant with OSHA policy. Although many of the vents have been cleaned further repair is necessary. Expensive electronic devices fail or deteriorate due to overheating and dust accumulation. Increasing the number or density of electronic devices will exacerbate and extend the problem. Students and staff are adversely affected by excess or insufficient heat and ambient particulates, especially in Building “L”. Air conditioning was to have been installed in Building A at the time of renovation; however, instead a new chiller system was deemed more cost efficient and complemented the move towards a more sustainable system. Plans are to complete this project as funds become available as part of the build-out of the Building “C” and “D” Sciences wing.

The integrated facilities and educational master plan also calls for the renovation of Building “B” to create an educational complex focusing on career and technical education (CTE). This would allow for the centralization and expansion of the college’s “Programs of Distinction” and green technology initiatives in automotive technology, diesel mechanics and automotive paint & collision repair. The secondary effects of this project would allow for the Alameda Science and Technology Institute (ASTI), an early college high school begun in 2004 in partnership with Alameda Unified School District and located on the campus in temporary structures; to re-locate and expand into Building “E”, the current location of diesel mechanics. This plan would accomplish several educational programming goals outlined in the master plan; it would allow the college to leverage funding to renovate Building “E” to include a multi-purpose auditorium/conference room which has been part of the strategic plan for several years; it would provide the physical space necessary for the expansion of Building “B” (with the relocation of ASTI); and the college could address much needed subsurface and infrastructure projects.

The Aviation Facility located offsite at the Oakland International Airport will require structural and/or utility building modifications. Some of these modifications may be accommodated within the existing facilities while others may require the need for new construction. The college’s ATLAS program, which represents the transportation and logistics sector, has been designated as a growth area in the greater bay areaⁱⁱ as well as in national employment projections. As a growth sector, it is anticipated that the initial entry-level certificate programs will require an expansion of ATLAS’ existing office as well as the need for additional classroom training space. As ATLAS’ programming needs for mid- to executive level training pathways continues to grow and expand, the Aviation Buildings “A” and “B” provide a sound alternative for co-locating this vibrant educational program with the college’s stellar courses in aviation maintenance and technology. Finally, a Veterans Center is planned within existing space in Building G but funding challenges may necessitate the need for the Center to be phased-in over the next year.

Five-Year Construction Plan 2011-2016

ⁱ Data provided by the California Community Colleges Chancellor’s Office MIS data mart.

ⁱⁱ Taking Stock of Oakland’s Economy, Oakland Metropolitan Chamber of Commerce, April 2007
<http://www.oaklandpartnership.com/2008%20Quick%20Links/Reports/Executive%20Summary%20v6.pdf>



PERALTA COMMUNITY COLLEGE DISTRICT
Office of General Services

College of Alameda

Energy Usage Calculations

Energy Usage Calculations to Follow

Campus Lecture Capacity/Load Ratios

College Of Alameda

No.	Project			2015/2016	2016/2017	2017/2018	2018/2019	2019/2020	2020/2021	2021/2022
4	Science Buildings Replacement (C and D) -942 -1,992 2016/2017 College Of Alameda	Lect ASF	WSCH		46,159					
			Occupancy		108%					
7	Replacement of Buildings B and E (Auto and Diesel Technologies) -904 -1,911 2017/2018 College Of Alameda					44,247				
						100%				
8	Modernize Library Building 17 -211 -446 2018/2019 College Of Alameda						43,801			
							95%			
14	Modernize Aviation Complex -370 -782 2019/2020 College Of Alameda							43,019		
								91%		
25	Auditorium/Classroom Bldg 4,000 8,457 2020/2021 College Of Alameda								51,476	
									105%	

			2015/2016	2016/2017	2017/2018	2018/2019	2019/2020	2020/2021	2021/2022
Lecture	Actual*/Projected	WSCH	41,412	42,861	44,310	45,991	47,447	49,150	49,507
22,775	Cumulative Capacity		48,150	48,150	46,159	44,247	43,801	43,019	51,476
	Capacity/Load Ratio		116%	112%	104%	96%	92%	88%	104%

Campus Laboratory Capacity/Load Ratios

College Of Alameda

No.	Project	2015/2016	2016/2017	2017/2018	2018/2019	2019/2020	2020/2021	2021/2022
4	Science Buildings Replacement (C and D) -2,655 -1,179 2016/2017 College Of Alameda		18,964					
			122%					
7	Replacement of Buildings B and E (Auto and Diesel Technologies) 2 0 2017/2018 College Of Alameda			18,964				
				118%				
8	Modernize Library Building 17 -2,597 -1,797 2018/2019 College Of Alameda				17,167			
					103%			
14	Modernize Aviation Complex -860 -115 2019/2020 College Of Alameda					17,052		
						99%		
16	Modernize Gymnasium - Bldg G 161 63 2019/2020 College Of Alameda					17,115		
						99%		

		2015/2016	2016/2017	2017/2018	2018/2019	2019/2020	2020/2021	2021/2022
Laboratory	Actual*/Projected WSCH	15,033	15,559	16,085	16,695	17,223	17,842	17,971
82,249	Cumulative Capacity	20,143	20,143	18,964	18,964	17,167	17,115	17,115
	Capacity/Load Ratio	134%	129%	118%	114%	100%	96%	95%

Campus Office Capacity/Load Ratios

College Of Alameda

No.	Project	Off ASF	FTE	Occupancy	2015/2016	2016/2017	2017/2018	2018/2019	2019/2020	2020/2021	2021/2022
4	Science Buildings Replacement (C and D) -1,821 -13 2016/2017 College Of Alameda					158 100%					
7	Replacement of Buildings B and E (Auto and Diesel Technologies) 362 3 2017/2018 College Of Alameda						160 100%				
8	Modernize Library Building 17 -958 -7 2018/2019 College Of Alameda							153 92%			
14	Modernize Aviation Complex 130 1 2019/2020 College Of Alameda								154 91%		
16	Modernize Gymnasium - Bldg G -394 -3 2019/2020 College Of Alameda								152 89%		
25	Auditorium/Classroom Bldg 400 3 2020/2021 College Of Alameda									154 89%	

		2015/2016	2016/2017	2017/2018	2018/2019	2019/2020	2020/2021	2021/2022
Office	Actual*/Projected FTE	154	157	161	166	170	174	175
23,895	Cumulative Capacity	171	171	158	160	153	152	154
	Capacity/Load Ratio	111%	109%	98%	97%	90%	87%	88%

Campus Library Capacity/Load Ratios

College Of Alameda

No.	Project	Lib ASF	Occupancy	2015/2016	2016/2017	2017/2018	2018/2019	2019/2020	2020/2021	2021/2022
4	Science Buildings Replacement (C and D)	901	2016/2017		22,331					
	College Of Alameda				95%					
7	Replacement of Buildings B and E (Auto and Diesel Technologies)	400	2017/2018			22,731				
	College Of Alameda					95%				
8	Modernize Library Building 17	1,225	2018/2019				23,956			
	College Of Alameda						97%			

		2015/2016	2016/2017	2017/2018	2018/2019	2019/2020	2020/2021	2021/2022
Library	Actual*/Projected ASF	22,763	23,388	24,011	24,635	25,259	25,883	26,035
21,430	Cumulative Capacity	21,430	21,430	22,331	22,731	23,956	23,956	23,956
	Capacity/Load Ratio	94%	92%	93%	92%	95%	93%	92%

Campus AV/TV Capacity/Load Ratios

College Of Alameda

No.	Project	AVTV ASF	Occupancy	2015/2016	2016/2017	2017/2018	2018/2019	2019/2020	2020/2021	2021/2022
4	Science Buildings Replacement (C and D) College Of Alameda	1,889	2016/2017		5,421					
					95%					
8	Modernize Library Building 17 College Of Alameda	294	2018/2019				5,715			
							98%			

		2015/2016	2016/2017	2017/2018	2018/2019	2019/2020	2020/2021	2021/2022
AV/TV	Actual*/Projected ASF	5,684	5,731	5,777	5,824	5,870	5,916	5,928
3,532	Cumulative Capacity	3,532	3,532	5,421	5,421	5,715	5,715	5,715
	Capacity/Load Ratio	62%	62%	94%	93%	97%	97%	96%

Load Distribution and Staff Forecast

College Of Alameda

Campus Load Distribution

Reference: Chancellor's Office Forecast

	Instructional Staff FTE	Total Campus WSCH	Off-Campus WSCH	On-Campus WSCH	P.E. Laboratory WSCH	On-Campus Lecture WSCH	On-Campus Laboratory WSCH
Actual Fall							
2012	139	49,769	249	49,520	990	35,605	12,925
2013	147	53,657	268	53,389	1,068	38,386	13,934
Forecast							
2014	150	55,676	278	55,398	1,108	39,831	14,459
2015	154	57,886	289	57,597	1,152	41,412	15,033
2016	157	59,911	300	59,612	1,192	42,861	15,559
2017	161	61,937	310	61,627	1,233	44,310	16,085
2018	166	64,286	321	63,965	1,279	45,991	16,695
2019	170	66,322	332	65,990	1,320	47,447	17,223
2020	174	68,702	344	68,359	1,367	49,150	17,842

Load Distribution and Staff Forecast

College Of Alameda

Page 31

Campus Worksheet for Computing FTE Instruction Staff

College Instructional Staff, Fall Term. Included are all certificated staff for day, extended day, and adult education except those whose office is located off-campus.

(a)	Total Certificated Instructional and Statutory Staff FTE (b)	Non-Instructional Portion of FTE (c)	Net Total Instructional and Statutory Staff FTE (b-c) (d)
Instructors	117.0	10.0	107.0
Counselors Include certificated special program coordinators, economic opportunity program, coordinators, statutory and Title 5 required staff, et. al.	17.0		17.0
Department Administrators	22.0		22.0
Librarians Include certificated director of audio/visual, et. al.	4.0		4.0
Institutional Administrators Include certificated persons with responsibilities covering the entire institution, such as Superintendent, Assistant Superintendent, President, Dean of Instruction, Director of Data Processing, et. al.	7.0	7.0	
Fall 2014 Totals	167.0	17.0	150.0

Column (b) is the total number of Column (a) distributed to categories

Column (c) is the fraction of time express as Full-Time Equivalents devoted to noninstructional work.

Counselors, department administrators, and statutorily required staff are counted as if they had no noninstructional duties.

Load Distribution and Staff Forecast

College Of Alameda

Campus Worksheet for Computing FTE Instruction Staff

College Instructional Staff, Fall Term. Included are all certificated staff for day, extended day, and adult education except those whose office is located off-campus.

(a)	Total Certificated Instructional and Statutory Staff FTE (b)	Non-Instructional Portion of FTE (c)	Net Total Instructional and Statutory Staff FTE (b-c) (d)
Instructors	121.0	10.0	111.0
Counselors Include certificated special program coordinators, economic opportunity program, coordinators, statutory and Title 5 required staff, et. al.	17.0		17.0
Department Administrators	22.0		22.0
Librarians Include certificated director of audio/visual, et. al.	4.0		4.0
Institutional Administrators Include certificated persons with responsibilities covering the entire institution, such as Superintendent, Assistant Superintendent, President, Dean of Instruction, Director of Data Processing, et. al.	7.0	7.0	
Fall 2015 Totals	171.0	17.0	154.0

Column (b) is the total number of Column (a) distributed to categories

Column (c) is the fraction of time express as Full-Time Equivalents devoted to noninstructional work.

Counselors, department administrators, and statutorily required staff are counted as if they had no noninstructional duties.

Load Distribution and Staff Forecast

College Of Alameda

Campus Worksheet for Computing FTE Instruction Staff

College Instructional Staff, Fall Term. Included are all certificated staff for day, extended day, and adult education except those whose office is located off-campus.

(a)	Total Certificated Instructional and Statutory Staff FTE (b)	Non-Instructional Portion of FTE (c)	Net Total Instructional and Statutory Staff FTE (b-c) (d)
Instructors	124.0	10.0	114.0
Counselors Include certificated special program coordinators, economic opportunity program, coordinators, statutory and Title 5 required staff, et. al.	17.0		17.0
Department Administrators	22.0		22.0
Librarians Include certificated director of audio/visual, et. al.	4.0		4.0
Institutional Administrators Include certificated persons with responsibilities covering the entire institution, such as Superintendent, Assistant Superintendent, President, Dean of Instruction, Director of Data Processing, et. al.	7.0	7.0	
Fall 2016 Totals	174.0	17.0	157.0

Column (b) is the total number of Column (a) distributed to categories

Column (c) is the fraction of time express as Full-Time Equivalents devoted to noninstructional work.

Counselors, department administrators, and statutorily required staff are counted as if they had no noninstructional duties.

Load Distribution and Staff Forecast

College Of Alameda

Campus Worksheet for Computing FTE Instruction Staff

College Instructional Staff, Fall Term. Included are all certificated staff for day, extended day, and adult education except those whose office is located off-campus.

(a)	Total Certificated Instructional and Statutory Staff FTE (b)	Non-Instructional Portion of FTE (c)	Net Total Instructional and Statutory Staff FTE (b-c) (d)
Instructors	128.0	10.0	118.0
Counselors Include certificated special program coordinators, economic opportunity program, coordinators, statutory and Title 5 required staff, et. al.	17.0		17.0
Department Administrators	22.0		22.0
Librarians Include certificated director of audio/visual, et. al.	4.0		4.0
Institutional Administrators Include certificated persons with responsibilities covering the entire institution, such as Superintendent, Assistant Superintendent, President, Dean of Instruction, Director of Data Processing, et. al.	7.0	7.0	
Fall 2017 Totals	178.0	17.0	161.0

Column (b) is the total number of Column (a) distributed to categories

Column (c) is the fraction of time express as Full-Time Equivalents devoted to noninstructional work.

Counselors, department administrators, and statutorily required staff are counted as if they had no noninstructional duties.

Load Distribution and Staff Forecast

College Of Alameda

Campus Worksheet for Computing FTE Instruction Staff

College Instructional Staff, Fall Term. Included are all certificated staff for day, extended day, and adult education except those whose office is located off-campus.

(a)	Total Certificated Instructional and Statutory Staff FTE (b)	Non-Instructional Portion of FTE (c)	Net Total Instructional and Statutory Staff FTE (b-c) (d)
Instructors	133.0	10.0	123.0
Counselors Include certificated special program coordinators, economic opportunity program, coordinators, statutory and Title 5 required staff, et. al.	17.0		17.0
Department Administrators	22.0		22.0
Librarians Include certificated director of audio/visual, et. al.	4.0		4.0
Institutional Administrators Include certificated persons with responsibilities covering the entire institution, such as Superintendent, Assistant Superintendent, President, Dean of Instruction, Director of Data Processing, et. al.	7.0	7.0	
Fall 2018 Totals	183.0	17.0	166.0

Column (b) is the total number of Column (a) distributed to categories

Column (c) is the fraction of time express as Full-Time Equivalents devoted to noninstructional work.

Counselors, department administrators, and statutorily required staff are counted as if they had no noninstructional duties.

Load Distribution and Staff Forecast

College Of Alameda

Campus Worksheet for Computing FTE Instruction Staff

College Instructional Staff, Fall Term. Included are all certificated staff for day, extended day, and adult education except those whose office is located off-campus.

(a)	Total Certificated Instructional and Statutory Staff FTE (b)	Non-Instructional Portion of FTE (c)	Net Total Instructional and Statutory Staff FTE (b-c) (d)
Instructors	137.0	10.0	127.0
Counselors Include certificated special program coordinators, economic opportunity program, coordinators, statutory and Title 5 required staff, et. al.	17.0		17.0
Department Administrators	22.0		22.0
Librarians Include certificated director of audio/visual, et. al.	4.0		4.0
Institutional Administrators Include certificated persons with responsibilities covering the entire institution, such as Superintendent, Assistant Superintendent, President, Dean of Instruction, Director of Data Processing, et. al.	7.0	7.0	
Fall 2019 Totals	187.0	17.0	170.0

Column (b) is the total number of Column (a) distributed to categories

Column (c) is the fraction of time express as Full-Time Equivalents devoted to noninstructional work.

Counselors, department administrators, and statutorily required staff are counted as if they had no noninstructional duties.

Load Distribution and Staff Forecast

College Of Alameda

Page 37

Campus Worksheet for Computing FTE Instruction Staff

College Instructional Staff, Fall Term. Included are all certificated staff for day, extended day, and adult education except those whose office is located off-campus.

(a)	Total Certificated Instructional and Statutory Staff FTE (b)	Non-Instructional Portion of FTE (c)	Net Total Instructional and Statutory Staff FTE (b-c) (d)
Instructors	141.0	10.0	131.0
Counselors Include certificated special program coordinators, economic opportunity program, coordinators, statutory and Title 5 required staff, et. al.	17.0		17.0
Department Administrators	22.0		22.0
Librarians Include certificated director of audio/visual, et. al.	4.0		4.0
Institutional Administrators Include certificated persons with responsibilities covering the entire institution, such as Superintendent, Assistant Superintendent, President, Dean of Instruction, Director of Data Processing, et. al.	7.0	7.0	
Fall 2020 Totals	191.0	17.0	174.0

Column (b) is the total number of Column (a) distributed to categories

Column (c) is the fraction of time express as Full-Time Equivalents devoted to noninstructional work.

Counselors, department administrators, and statutorily required staff are counted as if they had no noninstructional duties.

Cum Sum of Existing and Proposed Space, 2015 - 2021

College Of Alameda

Cumulative Summary of Existing and Proposed Areas, 2015-2021

Priority and Year of Occupancy (a)	Classroom 100's (b)	Laboratory 200's (c)	Office 300's (d)	Library 400's (e)	AV Radio TV 530 - 535 (f)	P.E. 520 - 525 (g)	Assembly 610 - 625 (h)	Inactive 050 - 070 (i)	All Other Areas (j)	Total ASF (k)
Total ASF	22,775	82,249	23,895	21,430	3,532	26,781	4,106		32,630	217,398
4 2016/2017 Science Buildings Replacement (C and D)	-942	-2,655	-1,821	901	1,889				2,706	78
	21,833	79,594	22,074	22,331	5,421				35,336	217,476
7 2017/2018 Replacement of Buildings B and E (Auto and Diesel Technologies)	-904	2	362	400					140	
	20,929	79,596	22,436	22,731					35,476	
8 2018/2019 Modernize Library Building 17	-211	-2,597	-958	1,225	294				2,820	573
	20,718	76,999	21,478	23,956	5,715				38,296	218,049
14 2019/2020 Modernize Aviation Complex	-370	-860	130						1,100	
	20,348	76,139	21,608						39,396	
16 2019/2020 Modernize Gymnasium - Bldg G		161	-394						267	34
		76,300	21,214						39,663	218,083
25 2020/2021 Auditorium/Classroom Bldg	4,000		400						11,600	16,000
	24,348		21,614						51,263	234,083
Total Existing and Proposed Space	24,348	76,300	21,614	23,956	5,715	26,781	4,106		51,263	234,083

Capacity of Net Existing On-Campus ASF

College Of Alameda

Classrooms, Classroom Service (Room Type 100's)

	Net ASF	ASF/100 WSCH	Capacity WSCH
Totals	22,775	47.3	48,150

Laboratories and Laboratory Service Areas (Room Types 210, 215, 220, 225, 230, 235, 255)

TOP Code/Description	Net ASF	ASF/100 WSCH	Capacity WSCH	TOP Code/Description	Net ASF	ASF/100 WSCH	Capacity WSCH
0100 Agriculture and Natural Resources		492		0956 Manufacturing and Industrial Technology		385	
0116 Agricultural Power Equipment Technology		856		1000 Fine and Applied Arts	3,788	257	1,474
0200 Architecture and Related Technologies		257		1100 Foreign Language		150	
0300 Environmental Sciences and Technologies		235		1200 Health	3,124	214	1,460
0400 Biological Sciences	5,063	235	2,154	1300 Family and Consumer Sciences	4,601	257	1,790
0500 Business and Management		128		1400 Law		150	
0600 Media and Communications		214		1500 Humanities (Letters)	749	150	499
0700 Information Technology	2,970	171	1,737	1600 Library Science		150	
0800 Education		321		1700 Mathematics		150	
0900 Engineering & Industrial Technologies		321		1800 Military Studies		214	
0945 Industrial Systems Technology and Mainte		556		1900 Physical Sciences	3,967	257	1,544
0946 Environmental Control Technology (HVAC)		556		2000 Psychology		150	
0947 Diesel Technology	7,567	856	884	2100 Public and Protective Services		214	
0948 Automotive Technology	20,694	856	2,418	2200 Social Sciences	2,301	150	1,534
0949 Automotive Collison Repair		856		3000 Commercial Services		214	
0950 Aeronautical and Aviation Technology	23,560	749	3,146	4900 Interdisciplinary Studies	3,865	257	1,504
0952 Construction Crafts Technology		749					
Totals					82,249		20,143
Campus Avg Lab ASF/100 WSCH						408	

Office and Office Service Areas (Room Type 300's)

	Net ASF	ASF per FTE	Capacity FTE
Totals	23,895	140	171

Project Intent And Scope

College Of Alameda

District Priority : **4 Science Buildings Replacement (C and D)**

Project Type : Site Acquisition New Construction Reconstruction
 Replacement Infrastructure Equipment

Total Estimated Costs : \$38,104,000

Anticipated Source(s) of Funds : Non-State

Type of construction :

Seismic Retrofit :

If Existing - Age :

If Existing - Condition :

Anticipated Time Schedule

	Land Acquisition	Preliminary Plans	Working Drawing	Construction	Equipment	Occupancy
Year		2011/2012	2011/2012	2013/2014	2014/2015	2016/2017
Estimated Cost		\$1,422,000	\$2,265,000	\$33,919,000	\$498,000	

Explain why this project is needed:

The Science programs occupy Buildings C and D, a joined facility that was constructed in 1970. Over 35 years of use has resulted in building conditions and systems that have outlived their normal life cycle.

The College of Alameda needs replacements for Buildings C and D because the existing buildings are outdated as teaching and office environments, present maintenance and security burdens, and, due to the nature of their layout and construction type, are not feasible candidates for modernization. A new classroom and lab building would provide for the campus the kind of flexible, accessible, technologically sophisticated, energy efficient, 21st century environment that student and faculty focus groups have expressed desire for. The prominent project site also allows the College of Alameda to present a forward looking image to the students, faculty, and local community.

This design/build project demolishes Buildings C and D on the College of Alameda campus and replaces them, in the same location, with a new state of the art classroom and lab building. Demolition represents 48713 ASF, 71,879 GSF. New construction totals 48,791 ASF and 73,113 GSF.

Project Intent And Scope

College Of Alameda

District Priority No.: **4 Science Buildings Replacement (C and D)**

Outline of Project Space - Buildings and Remodelings

	Classroom Type 100's	Laboratory 210 - 255	Office Type 300's	Library Type 400's	AV - TV 530 - 535	All Other	Total ASF
Project Primary	15,970	16,041	7,077	901	2,256	6,546	48,791
Project Secondary	-16,912	-18,696	-8,898		-367	-3,840	-48,713
Project Net ASF	-942	-2,655	-1,821	901	1,889	2,706	78

Project Net Capacity

	Net ASF	ASF/100 WSCH	Capacity WSCH
Classrooms, Classroom Service (Room Type 100's)			
Classroom Totals	-942	47.3	-1,992

Laboratories and Laboratory Service Areas (Room Types 210, 215, 220, 225, 230, 235, 255)

Primary Effect				Secondary Effect			
TOP Code/Description	Net ASF	ASF/100 WSCH	Capacity WSCH	TOP Code/Description	Net ASF	ASF/100 WSCH	Capacity WSCH
0400 Biology, General	2,810	235	1,196	0400 Biology, General	-2,599	235	-1,106
0400 Other Biological Sciences	1,530	235	651				
0700 Information Technology, General	1,330	171	778	0700 Information Technology, General	-2,307	171	-1,349
1000 Art (Painting, Drawing and Sculpture)	1,280	257	498	1000 Art (Painting, Drawing and Sculpture)	-1,862	257	-725
1300 Fashion	4,331	257	1,685	1300 Fashion	-4,601	257	-1,790
1900 Chemistry, General	2,200	257	856	1900 Chemistry, General	-2,122	257	-826
1900 Physics, General	1,410	257	549	1900 Physics, General	-1,665	257	-648
				2200 Geography	-67	150	-45
4900 General Studies	1,150	257	447	4900 General Studies	-3,473	257	-1,351
				Laboratory Totals	-2,655		-1,179

	Net ASF	ASF per FTE	Capacity FTE
Office and Office Service Areas (Room Type 300's)			
Office Totals	-1,821	140	-13.01

Project Intent And Scope

College Of Alameda

Page 42

District Priority : **7 Replacement of Buildings B and E (Auto and Diesel Technologies)**

Project Type : Site Acquisition New Construction Reconstruction
 Replacement Infrastructure Equipment

Total Estimated Costs : \$22,624,000

Anticipated Source(s) of Funds : State and Non-State

Type of construction :

Seismic Retrofit :

If Existing - Age :

If Existing - Condition :

Anticipated Time Schedule

	Land Acquisition	Preliminary Plans	Working Drawing	Construction	Equipment	Occupancy
Year		2015/2016	2015/2016	2016/2017	2016/2017	2017/2018
Estimated Cost		\$832,000	\$1,138,000	\$20,258,000	\$396,000	

Explain why this project is needed:

Building B on the Alameda campus was constructed in 1970 and consists of 24,815 ASF (30,176 GSF) of space primarily servicing the Auto Technologies program. Eighty-seven percent of the space in this building is Laboratory and Lab Service for the Automotive Technology instructional program. The Diesel Tech program is offered across campus in Building E. New technologies including alternative fuels (fuel cells, hybrids, etc.) have created changes in the methods of teaching and the tools and equipment used in the industry today resulting in the need for the college to reconfigure the space. The Auto and Diesel Tech programs for the District is offered only at College of Alameda; it accounted for 350 of the college's 4291 FTEs in 2010-2011.

Project Intent And Scope

College Of Alameda

District Priority No.: **7 Replacement of Buildings B and E (Auto and Diesel Technologies)**

Outline of Project Space - Buildings and Remodelings

	Classroom Type 100's	Laboratory 210 - 255	Office Type 300's	Library Type 400's	AV - TV 530 - 535	All Other	Total ASF
Project Primary	2,340	28,263	875	400		300	32,178
Project Secondary	-3,244	-28,261	-513			-160	-32,178
Project Net ASF	-904	2	362	400		140	0

Project Net Capacity

Classrooms, Classroom Service (Room Type 100's)	Net ASF	ASF/100 WSCH	Capacity WSCH
Classroom Totals	-904	47.3	-1,911

Laboratories and Laboratory Service Areas (Room Types 210, 215, 220, 225, 230, 235, 255)

Primary Effect				Secondary Effect			
TOP Code/Description	Net ASF	ASF/100 WSCH	Capacity WSCH	TOP Code/Description	Net ASF	ASF/100 WSCH	Capacity WSCH
0947 Diesel Technology	7,400	856	864	0947 Diesel Technology	-7,567	856	-884
0948 Automotive Technology	20,863	856	2,437	0948 Automotive Technology	-20,694	856	-2,418
				Laboratory Totals	2		0

Office and Office Service Areas (Room Type 300's)	Net ASF	ASF per FTE	Capacity FTE
Office Totals	362	140	2.59

Project Intent And Scope

College Of Alameda

Page 44

District Priority : **8 Modernize Library Building 17**

Project Type : Site Acquisition New Construction Reconstruction
 Replacement Infrastructure Equipment

Total Estimated Costs : \$36,272,000

Anticipated Source(s) of Funds : State and Non-State

Type of construction :

Seismic Retrofit :

If Existing - Age :

If Existing - Condition :

Anticipated Time Schedule

	Land Acquisition	Preliminary Plans	Working Drawing	Construction	Equipment	Occupancy
Year		2015/2016	2015/2016	2016/2017	2016/2017	2018/2019
Estimated Cost		\$1,367,000	\$1,396,000	\$32,454,000	\$1,055,000	

Explain why this project is needed:

Bldg L (#17) at College of Alameda was built in 1977. While it has undergone minor interior changes to accommodate shifts in program needs of the students, comprehensive programming has never been accomplished. Both faculty and staff have recommended a variety of changes that make the library more functional and efficient: filling in the open area on the second floor in order to provide space that is more conducive to group learning, distance learning and computer-assisted learning. Space is also needed for faculty to congregate, to hold office hours, to house new books and mobile stacks. Fully developed and updated remedial and language lab spaces are needed. A new entrance to the second floor is needed; this would make the first floor much more effective by minimizing distractions and would enable the second floor to be a lot more efficient and supportive to students in the development of competency skills.

Project Intent And Scope

College Of Alameda

District Priority No.: **8 Modernize Library Building 17**

Outline of Project Space - Buildings and Remodelings

	Classroom Type 100's	Laboratory 210 - 255	Office Type 300's	Library Type 400's	AV - TV 530 - 535	All Other	Total ASF
Project Primary	762	993	1,300	21,475	3,471	5,516	33,517
Project Secondary	-973	-3,590	-2,258	-20,250	-3,177	-2,696	-32,944
Project Net ASF	-211	-2,597	-958	1,225	294	2,820	573

Project Net Capacity

	Net ASF	ASF/100 WSCH	Capacity WSCH
Classrooms, Classroom Service (Room Type 100's)			
Classroom Totals	-211	47.3	-446

Laboratories and Laboratory Service Areas (Room Types 210, 215, 220, 225, 230, 235, 255)

Primary Effect				Secondary Effect			
TOP Code/Description	Net ASF	ASF/100 WSCH	Capacity WSCH	TOP Code/Description	Net ASF	ASF/100 WSCH	Capacity WSCH
				1500 English	-749	150	-499
				2200 Social Sciences, General	-2,085	150	-1,390
4900 General Studies	993	257	386	4900 General Studies	-756	257	-294
				Laboratory Totals	-2,597		-1,797

	Net ASF	ASF per FTE	Capacity FTE
Office and Office Service Areas (Room Type 300's)			
Office Totals	-958	140	-6.84

Project Intent And Scope

College Of Alameda

Page 46

District Priority : **14 Modernize Aviation Complex**

Project Type : Site Acquisition New Construction Reconstruction
 Replacement Infrastructure Equipment

Total Estimated Costs : \$13,753,000

Anticipated Source(s) of Funds : State and Non-State

Type of construction :

Seismic Retrofit :

If Existing - Age :

If Existing - Condition :

Anticipated Time Schedule

	Land Acquisition	Preliminary Plans	Working Drawing	Construction	Equipment	Occupancy
Year		2017/2018	2017/2018	2018/2019	2018/2019	2019/2020
Estimated Cost		\$582,000	\$670,000	\$12,483,000	\$18,000	

Explain why this project is needed:

This project modernizes the aviation complex located on one acre of District owned property adjacent to the Oakland Airport. The 28,438 GSF complex consists of two buildings and a shed for storage of hazardous materials all of which are inadequately configured to provide a teaching/learning environment for today. The condition of the 40 year plus facility detracts from the learning environment and does not resemble the types of facilities the student will encounter in the aircraft industry.

The location has housed the aviation program since 1973 when the Port of Oakland's Board of Commissioners signed a grant deed for just over an acre of land to the Peralta Community College District.

The College of Alameda is one of only two colleges in the Bay area that offers a aviation maintenance technology program. The location next to the Oakland Airport offers a great learning environment. In March Of 2013, the college accepted the donation of Boeing 727 from FecEx Corporation. Access to this aircraft will improve the learning experience of students.

The facility requires extensive reconfiguration of an out of date infrastructure and reconfiguration of teaching learning spaces to meet the new technologies of 21st century. Additional gross square footage is added to meet restroom standards for men and women and sufficient interior circulation to address safety concerns.

Project Intent And Scope

College Of Alameda

District Priority No.: **14 Modernize Aviation Complex**

Outline of Project Space - Buildings and Remodelings

	Classroom Type 100's	Laboratory 210 - 255	Office Type 300's	Library Type 400's	AV - TV 530 - 535	All Other	Total ASF
Project Primary	750	22,700	465			1,100	25,015
Project Secondary	-1,120	-23,560	-335				-25,015
Project Net ASF	-370	-860	130			1,100	0

Project Net Capacity

	Net ASF	ASF/100 WSCH	Capacity WSCH
Classrooms, Classroom Service (Room Type 100's)			
Classroom Totals	-370	47.3	-782

Laboratories and Laboratory Service Areas (Room Types 210, 215, 220, 225, 230, 235, 255)

Primary Effect				Secondary Effect			
TOP Code/Description	Net ASF	ASF/100 WSCH	Capacity WSCH	TOP Code/Description	Net ASF	ASF/100 WSCH	Capacity WSCH
0950 Aeronautical and Aviation Technology	22,700	749	3,031	0950 Aeronautical and Aviation Technology	-23,560	749	-3,146
Laboratory Totals					-860		-115

	Net ASF	ASF per FTE	Capacity FTE
Office and Office Service Areas (Room Type 300's)			
Office Totals	130	140	0.93

Project Intent And Scope

College Of Alameda

Page 48

District Priority : **16 Modernize Gymnasium - Bldg G**

Project Type : Site Acquisition New Construction Reconstruction
 Replacement Infrastructure Equipment

Total Estimated Costs : \$10,241,000

Anticipated Source(s) of Funds : Non-State

Type of construction :

Seismic Retrofit :

If Existing - Age :

If Existing - Condition :

Anticipated Time Schedule

	Land Acquisition	Preliminary Plans	Working Drawing	Construction	Equipment	Occupancy
Year		2016/2017	2016/2017	2017/2018	2017/2018	2019/2020
Estimated Cost		\$374,000	\$450,000	\$9,320,000	\$97,000	

Explain why this project is needed:

Bldg G was originally constructed in 1975. It is used for delivery of instruction in physical education, wellness, dance, fitness, and performing arts (music and chorus). The weight room is so small that it borders on the verge of being dangerous with so many fitness machines, weights, etc. Its current configuration is not conducive to safe and effective weight/fitness training. On the other hand, the lockers are so large for the demands of today. Modern fitness facilities are needed to respond to the upswing in the demand for fitness and wellness.

In addition, the dance studio which has a concrete floor is a safety hazard for our students. We have had injuries to students' knees, legs, and ankles. The entire studio must be updated with a new floor that considers orthopedic and ergonomic needs and is conducive to modern dance, ballet, salsa, and all other genres of dance that our instructors now teach. Additionally, the floor plan should be redesigned to better simulate dance performance venues.

The gymnasium needs to be reconfigured and modernized to provide flexibility for the number and type of classes that take place in it today. There is no instructional technology support to support instructors.

Finally, this building has many outdated storage rooms that currently are not used effectively. These spaces need redesigning for them to be supportive of the instructional program and the faculty/student needs. For instance, there are certain classes, such as First Aid and Safety that are being taught in the corridors. Also space for the athletic trainer is in need of improvements to facilitate the functions necessary to support the physical education program.

Project Intent And Scope

College Of Alameda

District Priority No.: **16 Modernize Gymnasium - Bldg G**

Outline of Project Space - Buildings and Remodelings

	Classroom Type 100's	Laboratory 210 - 255	Office Type 300's	Library Type 400's	AV - TV 530 - 535	All Other	Total ASF
Project Primary		1,354	600			25,646	27,600
Project Secondary		-1,193	-994			-25,379	-27,566
Project Net ASF		161	-394			267	34

Project Net Capacity

Classrooms, Classroom Service (Room Type 100's)	Net ASF	ASF/100 WSCH	Capacity WSCH
Classroom Totals	0	47.3	0

Laboratories and Laboratory Service Areas (Room Types 210, 215, 220, 225, 230, 235, 255)

Primary Effect				Secondary Effect			
TOP Code/Description	Net ASF	ASF/100 WSCH	Capacity WSCH	TOP Code/Description	Net ASF	ASF/100 WSCH	Capacity WSCH
1000 Music	1,354	257	527	1000 Music	-1,193	257	-464
Laboratory Totals					161		63

Office and Office Service Areas (Room Type 300's)	Net ASF	ASF per FTE	Capacity FTE
Office Totals	-394	140	-2.81

Project Intent And Scope

College Of Alameda

District Priority : **19 Parking and Paving Upgrades**

Project Type : Site Acquisition New Construction Reconstruction
 Replacement Infrastructure Equipment

Total Estimated Costs : \$6,652,000

Anticipated Source(s) of Funds : Non-State

Type of construction :

Seismic Retrofit :

If Existing - Age :

If Existing - Condition :

Anticipated Time Schedule

	Land Acquisition	Preliminary Plans	Working Drawing	Construction	Equipment	Occupancy
Year		2017/2018	2017/2018	2017/2018		2018/2019
Estimated Cost		\$85,000	\$150,000	\$6,417,000		

Explain why this project is needed:

Project Intent And Scope

College Of Alameda

District Priority No.: **19 Parking and Paving Upgrades**

Outline of Project Space - Buildings and Remodelings

	Classroom Type 100's	Laboratory 210 - 255	Office Type 300's	Library Type 400's	AV - TV 530 - 535	All Other	Total ASF
Project Primary							
Project Secondary							
Project Net ASF							0

Project Net Capacity

	Net ASF	ASF/100 WSCH	Capacity WSCH
Classrooms, Classroom Service (Room Type 100's)			
Classroom Totals	0	47.3	0

Laboratories and Laboratory Service Areas (Room Types 210, 215, 220, 225, 230, 235, 255)

Primary Effect				Secondary Effect			
TOP Code/Description	Net ASF	ASF/100 WSCH	Capacity WSCH	TOP Code/Description	Net ASF	ASF/100 WSCH	Capacity WSCH
Laboratory Totals					0		0

	Net ASF	ASF per FTE	Capacity FTE
Office and Office Service Areas (Room Type 300's)			
Office Totals	0	140	0.00

Project Intent And Scope

College Of Alameda

District Priority : **25 Auditorium/Classroom Bldg**

Project Type : Site Acquisition New Construction Reconstruction
 Replacement Infrastructure Equipment

Total Estimated Costs : \$11,676,000

Anticipated Source(s) of Funds : Non-State

Type of construction :

Seismic Retrofit :

If Existing - Age :

If Existing - Condition :

Anticipated Time Schedule

	Land Acquisition	Preliminary Plans	Working Drawing	Construction	Equipment	Occupancy
Year		2018/2019	2018/2019	2019/2020	2019/2020	2020/2021
Estimated Cost		\$394,000	\$548,000	\$9,933,000	\$801,000	

Explain why this project is needed:

This project provides a building in response to the need for large group assembly space which is lacking on this campus.

Project Intent And Scope

College Of Alameda

District Priority No.: **25 Auditorium/Classroom Bldg**

Outline of Project Space - Buildings and Remodelings

	Classroom Type 100's	Laboratory 210 - 255	Office Type 300's	Library Type 400's	AV - TV 530 - 535	All Other	Total ASF
Project Primary	4,000		400			11,600	16,000
Project Secondary							
Project Net ASF	4,000		400			11,600	16,000

Project Net Capacity

	Net ASF	ASF/100 WSCH	Capacity WSCH
Classrooms, Classroom Service (Room Type 100's)			
Classroom Totals	4,000	47.3	8,457

Laboratories and Laboratory Service Areas (Room Types 210, 215, 220, 225, 230, 235, 255)

Primary Effect				Secondary Effect		
TOP Code/Description	Net ASF	ASF/100 WSCH	Capacity WSCH	TOP Code/Description	Net ASF	Capacity WSCH
Laboratory Totals					0	0

	Net ASF	ASF per FTE	Capacity FTE
Office and Office Service Areas (Room Type 300's)			
Office Totals	400	140	2.86



PERALTA COMMUNITY COLLEGE DISTRICT
Office of General Services

College of Alameda

Space Inventory

Room Detail Report
(by building)

341 College Of Alameda**Building: 1 ADMIN-MED-DENTAL - A**

Room #	A-Z	Room Type	ASF	Stations	Dept	Prog	TOP/Service and Support	Record Status
A 100		730 Storage	63			64	6770 Logistical Services	A
A 101		650 Lounge	2,351			55	6499 Other Student Services	A
A 101	-1	590 Other	314	1		55	6499 Other Student Services	A
A 101	-2	310 Office	132	1		46	6450 Student Personnel Administration	A
A 101	A	315 Office Service	32			54	6450 Student Personnel Administration	A
A 102		310 Office	223	1		46	6450 Student Personnel Administration	A
A 103		310 Office	264	1		46	6450 Student Personnel Administration	A
A 103	A	310 Office	132	2		46	6450 Student Personnel Administration	A
A 103	B	315 Office Service	160			54	6460 Financial Aid	A
A 104	-1	310 Office	172	3		63	6210 Registrations, Transfers, Transcripts, Certificati	A
A 104	-2	310 Office	105	2		54	6460 Financial Aid	A
A 104	A	310 Office	88	1		54	6460 Financial Aid	A
A 104	B	310 Office	70	1		63	6210 Registrations, Transfers, Transcripts, Certificati	A
A 104	C	310 Office	70	1		63	6210 Registrations, Transfers, Transcripts, Certificati	A
A 104	D	310 Office	70	1		63	6210 Registrations, Transfers, Transcripts, Certificati	A
A 105		315 Office Service	237			54	6460 Financial Aid	A
A 106		310 Office	149	1		55	6430 Extended Opportunity Programs and Services (EOPS)	A
A 107		310 Office	73	1		55	6430 Extended Opportunity Programs and Services (EOPS)	A
A 108		310 Office	73	1		55	6430 Extended Opportunity Programs and Services (EOPS)	A
A 109		310 Office	73	1		55	6430 Extended Opportunity Programs and Services (EOPS)	A
A 110		310 Office	166	1		55	6430 Extended Opportunity Programs and Services (EOPS)	A
A 112		310 Office	207	1		55	6430 Extended Opportunity Programs and Services (EOPS)	A
A 113		315 Office Service	286			55	6430 Extended Opportunity Programs and Services (EOPS)	A

Room Detail Report

(by building)

341 College Of Alameda**Building: 1 ADMIN-MED-DENTAL - A**

Room #	A-Z	Room Type	ASF	Stations	Dept	Prog	TOP/Service and Support	Record Status
A 114		590 Other	350			53	6399 Other Counseling and Guidance	A
A 115		590 Other	124	3		53	6399 Other Counseling and Guidance	A
A 128		310 Office	86	1		53	6310 Counseling Services	A
A 129		310 Office	86	1		53	6310 Counseling Services	A
A 130		310 Office	86	1		53	6310 Counseling Services	A
A 131		310 Office	86	1		53	6310 Counseling Services	A
A 132		310 Office	86	1		53	6310 Counseling Services	A
A 133		310 Office	86	1		53	6310 Counseling Services	A
A 134		310 Office	86	1		53	6310 Counseling Services	A
A 135		310 Office	86	1		53	6310 Counseling Services	A
A 136		680 Meeting Room	265	6		63	6791 General Administration Services	A
A 138		720 Shop	439			64	6770 Logistical Services	A
A 140		310 Office	1,414	7		63	6791 General Administration Services	A
A 141		310 Office	160	1		63	6791 General Administration Services	A
A 142		315 Office Service	63			61	6620 Management Planning Functions	A
A 143		310 Office	286	1		61	6620 Management Planning Functions	A
A 144		680 Meeting Room	188	6		63	6791 General Administration Services	A
A 145		310 Office	164	1		46	6010 Academic Administration	A
A 146		310 Office	110	1		46	6010 Academic Administration	A
A 147		310 Office	165	1		62	6720 Fiscal Operations	A
A 148		310 Office	118	1		62	6720 Fiscal Operations	A
A 149		680 Meeting Room	297	10		63	6791 General Administration Services	A
A 150		310 Office	140	1		63	6791 General Administration Services	A

Room Detail Report

(by building)

341 College Of Alameda**Building: 1 ADMIN-MED-DENTAL - A**

Room #	A-Z	Room Type	ASF	Stations	Dept	Prog	TOP/Service and Support	Record Status
A 151		310 Office	394	2		62	6720 Fiscal Operations	A
A 200		110 Classroom	654	26		11	0099 General Assignment	A
A 201		315 Office Service	306			63	6791 General Administration Services	A
A 202		110 Classroom	534	24		11	0099 General Assignment	A
A 204		310 Office	296	3		12	0099 General Assignment	A
A 205		210 Class Lab	663	32		12	0701 Information Technology, General	A
A 205	A	715 DP/Computer Service	96			64	6780 Management Information Services	A
A 205	B	715 DP/Computer Service	68			64	6780 Management Information Services	A
A 206		215 Class Lab Service	162			12	1240 Dental Occupations	A
A 209		210 Class Lab	109	2		12	1240 Dental Occupations	A
A 211		210 Class Lab	211	4		12	1240 Dental Occupations	A
A 213		110 Classroom	933	42		11	0099 General Assignment	A
A 218		210 Class Lab	996	24		12	1240 Dental Occupations	A
A 219		210 Class Lab	408	12		12	1240 Dental Occupations	A
A 220		210 Class Lab	245	3		12	1240 Dental Occupations	A
A 222		210 Class Lab	833	18		12	1240 Dental Occupations	A
A 223		210 Class Lab	160	2		12	1240 Dental Occupations	A
A 224		110 Classroom	631	24		11	0099 General Assignment	A
A 224	A	115 Classroom Service	16			11	0099 General Assignment	A
A 224	B	115 Classroom Service	16			11	0099 General Assignment	A
A 225		210 Class Lab	1,256	40		11	4930 General Studies	A
A 226		650 Lounge	326			66	6799 Other General Institutional Support Services	A
A 227		715 DP/Computer Service	311	3		44	6780 Management Information Services	A

Room Detail Report

(by building)

341 College Of Alameda**Building: 1 ADMIN-MED-DENTAL - A**

Room #	A-Z	Room Type	ASF	Stations	Dept	Prog	TOP/Service and Support	Record Status
A 227	A	715 DP/Computer Service	110			44	6780 Management Information Services	A
A 228		590 Other	653	16		44	6750 Staff Development	A
A 229		730 Storage	75			64	6770 Logistical Services	A
A 230		310 Office	124	1		11	0099 General Assignment	A
A 231		110 Classroom	671	26		11	0099 General Assignment	A
A 232		210 Class Lab	1,024	36		11	4930 General Studies	A
Total Rooms: 75			22,762	408				

Room Detail Report

(by building)

**341 College Of Alameda
Building: 2 AUTO SHOP - B**

Room #	A-Z	Room Type	ASF	Stations	Dept	Prog	TOP/Service and Support	Record Status
B 103		210 Class Lab	7,540	25	04	12	0948 Automotive Technology	A
B 104		215 Class Lab Service	867			12	0948 Automotive Technology	A
B 105		210 Class Lab	842	14	04	12	0948 Automotive Technology	A
B 106		210 Class Lab	556	25	04	12	0948 Automotive Technology	A
B 107		210 Class Lab	3,140	30	04	12	0948 Automotive Technology	A
B 108		310 Office	137	3	04	12	0948 Automotive Technology	A
B 109		310 Office	142	3	04	12	0948 Automotive Technology	A
B 110		210 Class Lab	1,138	7	04	12	0948 Automotive Technology	A
B 112		310 Office	140	3	04	12	0948 Automotive Technology	A
B 113		210 Class Lab	3,808	20	04	12	0948 Automotive Technology	A
B 114		215 Class Lab Service	120			12	0948 Automotive Technology	A
B 115	A	215 Class Lab Service	154			12	0948 Automotive Technology	A
B 116		210 Class Lab	485	25	04	12	0948 Automotive Technology	A
B 117		210 Class Lab	372	5	04	12	0948 Automotive Technology	A
B 117	A	215 Class Lab Service	20			12	0948 Automotive Technology	A
B 118		215 Class Lab Service	148		04	12	0948 Automotive Technology	A
B 119		210 Class Lab	843	30		12	0948 Automotive Technology	A
B 124		690 Locker Room	76		04	12	0948 Automotive Technology	A
B 201		110 Classroom	839	26	04	12	0099 General Assignment	A
B 201	A	115 Classroom Service	26		04	12	0099 General Assignment	A
B 201	B	115 Classroom Service	26			11	0099 General Assignment	A
B 202		110 Classroom	838	51	04	12	0099 General Assignment	A
B 202	A	115 Classroom Service	26		04	12	0099 General Assignment	A

Room Detail Report

(by building)

**341 College Of Alameda
Building: 2 AUTO SHOP - B**

Room #	A-Z	Room Type	ASF	Stations	Dept	Prog	TOP/Service and Support	Record Status
B 202	B	115 Classroom Service	26		04	12	0099 General Assignment	A
B 203		110 Classroom	844	51	04	12	0099 General Assignment	A
B 203	A	115 Classroom Service	26		04	12	0099 General Assignment	A
B 203	B	115 Classroom Service	26		04	12	0099 General Assignment	A
B 207		215 Class Lab Service	190		04	12	0948 Automotive Technology	A
B 208		215 Class Lab Service	278		04	12	0948 Automotive Technology	A
B 211		215 Class Lab Service	193		04	12	0948 Automotive Technology	A
Total Rooms: 30			23,866	318				

Room Detail Report
(by building)

341 College Of Alameda
Building: 3 LIFE SCIENCE BOILER - C

Room #	A-Z	Room Type	ASF	Stations	Dept	Prog	TOP/Service and Support	Record Status
C 102		215 Class Lab Service	263		03	11	0401 Biology, General	A
C 103		215 Class Lab Service	334		03	11	0401 Biology, General	A
C 103		310 Office	84	1	03	11	0401 Biology, General	A
C 103	A	210 Class Lab	108	8		11	0401 Biology, General	A
C 104		210 Class Lab	1,167	28	03	11	0401 Biology, General	A
C 105		110 Classroom	846	52	03	11	0099 General Assignment	A
C 106		310 Office	202	2	06	11	1701 Mathematics, General	A
C 107		310 Office	175	1	06	11	1701 Mathematics, General	A
C 108		715 DP/Computer Service	201		03	64	6780 Management Information Services	A
C 109		110 Classroom	807	51	03	11	0099 General Assignment	A
C 110		310 Office	201	2	03	11	0401 Biology, General	A
C 111		215 Class Lab Service	286		03	11	0401 Biology, General	A
C 112		210 Class Lab	1,297	47	03	11	0401 Biology, General	A
C 113		110 Classroom	818	59	03	11	0099 General Assignment	A
C 113	A	310 Office	107	2	03	11	1701 Mathematics, General	A
C 113	B	315 Office Service	13		03	11	1701 Mathematics, General	A
C 115		720 Shop	345		06	65	6510 Building Maintenance and Operation Support	A
C 115	A	730 Storage	451		06	64	6770 Logistical Services	A
C 119		115 Classroom Service	14			11	0099 General Assignment	A
C 201		310 Office	123	2	01	11	2201 Social Sciences, General	A
C 202		310 Office	115	2	01	11	1501 English	A
C 203		310 Office	116	2	01	11	1501 English	A
C 204		310 Office	277	1	01	63	6010 Academic Administration	A

Room Detail Report

(by building)

341 College Of Alameda**Building: 3 LIFE SCIENCE BOILER - C**

Room #	A-Z	Room Type	ASF	Stations	Dept	Prog	TOP/Service and Support	Record Status
C 205		310 Office	106	1	01	63	6010 Academic Administration	A
C 206		310 Office	112	1	01	63	6010 Academic Administration	A
C 207		310 Office	258	1	01	63	6010 Academic Administration	A
C 208		110 Classroom	798	62	01	11	0099 General Assignment	A
C 209		110 Classroom	784	44	01	11	0099 General Assignment	A
C 210		110 Classroom	786	45	01	11	0099 General Assignment	A
C 211		110 Classroom	784	44	01	11	0099 General Assignment	A
C 212		110 Classroom	780	47	01	11	0099 General Assignment	A
C 213		110 Classroom	553	40	01	11	0099 General Assignment	A
C 213	A	115 Classroom Service	13		01	11	0099 General Assignment	A
Total Rooms: 33			13,324	545				

Room Detail Report
(by building)

341 College Of Alameda
Building: 4 CLASS ROOM - D

Room #	A-Z	Room Type	ASF	Stations	Dept	Prog	TOP/Service and Support	Record Status
D 102		215 Class Lab Service	64		03	11	1902 Physics, General	A
D 103		210 Class Lab	1,425	20	03	11	1902 Physics, General	A
D 103	A	215 Class Lab Service	176		03	11	1902 Physics, General	A
D 104		215 Class Lab Service	206		03	11	1905 Chemistry, General	A
D 105		215 Class Lab Service	376		03	11	1905 Chemistry, General	A
D 106		310 Office	117	2	03	11	1902 Physics, General	A
D 107		310 Office	145	1	03	11	1905 Chemistry, General	A
D 108		215 Class Lab Service	165		03	11	1905 Chemistry, General	A
D 109		210 Class Lab	1,364	28	03	11	1905 Chemistry, General	A
D 110		215 Class Lab Service	180		03	11	1905 Chemistry, General	A
D 111		215 Class Lab Service	11		03	11	1905 Chemistry, General	A
D 114		210 Class Lab	2,307	53	03	11	0701 Information Technology, General	A
D 114	B	310 Office	73	1	03	11	0701 Information Technology, General	A
D 114	C	310 Office	73	1	00	11	1701 Mathematics, General	A
D 114	D	715 DP/Computer Service	73		03	64	6780 Management Information Services	A
D 114	E	310 Office	130	1	03	11	0701 Information Technology, General	A
D 115		210 Class Lab	1,415	36	00	11	0401 Biology, General	A
D 115	A	215 Class Lab Service	193		00	11	0401 Biology, General	A
D 115	B	310 Office	107	1	00	11	0401 Biology, General	A
D 116		210 Class Lab	829	10	03	52	4930 General Studies	A
D 117		310 Office	440	3	03	52	6420 Disabled Students Programs and Services (DSPS)	A
D 117	A	310 Office	114	1	03	52	6420 Disabled Students Programs and Services (DSPS)	A
D 117	B	310 Office	82	1	03	52	6420 Disabled Students Programs and Services (DSPS)	A

Room Detail Report

(by building)

**341 College Of Alameda
Building: 4 CLASS ROOM - D**

Room #	A-Z	Room Type	ASF	Stations	Dept	Prog	TOP/Service and Support	Record Status
D 117	C	310 Office	86	1	03	52	6420 Disabled Students Programs and Services (DSPS)	A
D 117	D	310 Office	82	1	03	52	6420 Disabled Students Programs and Services (DSPS)	A
D 117	E	310 Office	86	1	03	52	6420 Disabled Students Programs and Services (DSPS)	A
D 117	F	310 Office	124	1	03	52	6420 Disabled Students Programs and Services (DSPS)	A
D 117	G	310 Office	102	1	03	52	6420 Disabled Students Programs and Services (DSPS)	A
D 118		310 Office	141	1	03	12	2104 Human Services	A
D 119		110 Classroom	1,887	83	03	11	0099 General Assignment	A
D 121		115 Classroom Service	238		03	11	0099 General Assignment	A
D 121	A	115 Classroom Service	198			11	0099 General Assignment	A
D 122		310 Office	150	1	03	12	2104 Human Services	A
D 123		315 Office Service	14		03	55	6420 Disabled Students Programs and Services (DSPS)	A
D 124		310 Office	239	1	03	11	0501 Business and Commerce, General	A
D 202		310 Office	582	12		52	6430 Extended Opportunity Programs and Services (EOPS)	A
D 202	A	310 Office	114	1	03	52	6430 Extended Opportunity Programs and Services (EOPS)	A
D 202	B	310 Office	114	1	03	52	6430 Extended Opportunity Programs and Services (EOPS)	A
D 202	C	310 Office	114	1	03	52	6430 Extended Opportunity Programs and Services (EOPS)	A
D 203		310 Office	169	3	03	52	6430 Extended Opportunity Programs and Services (EOPS)	A
D 203	A	315 Office Service	15		02	11	6430 Extended Opportunity Programs and Services (EOPS)	A
D 204		110 Classroom	728	32	02	11	0099 General Assignment	A
D 204	A	115 Classroom Service	13		02	11	0099 General Assignment	A
D 204	B	115 Classroom Service	18			11	0099 General Assignment	A
D 205		110 Classroom	701	37	02	11	0099 General Assignment	A
D 205	A	115 Classroom Service	18		02	11	0099 General Assignment	A

Room Detail Report
(by building)

341 College Of Alameda
Building: 4 CLASS ROOM - D

Room #	A-Z	Room Type	ASF	Stations	Dept	Prog	TOP/Service and Support	Record Status
D 205	B	115 Classroom Service	18			11	0099 General Assignment	A
D 206		110 Classroom	728	42	02	11	0099 General Assignment	A
D 206	A	115 Classroom Service	14		02	11	0099 General Assignment	A
D 207		110 Classroom	724	39	02	11	0099 General Assignment	A
D 207	A	115 Classroom Service	15		02	11	0099 General Assignment	A
D 208		110 Classroom	951	55	02	11	0099 General Assignment	A
D 215		315 Office Service	404		02	11	0099 General Assignment	A
D 216		310 Office	132	2	02	11	0099 General Assignment	A
D 217		310 Office	135	2	02	11	1501 English	A
D 218		310 Office	135	3	02	11	2001 Psychology, General	A
D 219		310 Office	116	1	02	11	1105 Spanish	A
D 220		215 Class Lab Service	67		02	11	2206 Geography	A
D 222		110 Classroom	1,041	60	02	11	0099 General Assignment	A
D 223		310 Office	93	1	06	11	2204 Economics	A
D 224		310 Office	92	2	04	63	6010 Academic Administration	A
D 226		310 Office	86	1	06	63	6010 Academic Administration	A
D 227		310 Office	450	5	04	63	6010 Academic Administration	A
D 227	A	310 Office	88	1	04	12	0502 Accounting	A
D 228		310 Office	515	6	04	12	0501 Business and Commerce, General	A
D 229		110 Classroom	617	36	06	11	0099 General Assignment	A
D 230		680 Meeting Room	464	20	04	11	0099 General Assignment	A
D 232		315 Office Service	86	1	04	65	6530 Custodial Services	A
D 232	A	310 Office	11		06	46	6010 Academic Administration	A

Room Detail Report

(by building)

**341 College Of Alameda
Building: 4 CLASS ROOM - D**

Room #	A-Z	Room Type	ASF	Stations	Dept	Prog	TOP/Service and Support	Record Status
D 233		310 Office	410	3	0	65	6530 Custodial Services	A
D 234		310 Office	205	1	04	65	6530 Custodial Services	A
D 236		535 A/V, Radio, TV Service	367		06	65	6130 Media Services	A
D 237		610 Assembly	1,956	110	01	11	0099 General Assignment	A
D 301		310 Office	257	3	02	12	1303 Fashion	A
D 302		210 Class Lab	1,591	54	02	12	1303 Fashion	A
D 303		215 Class Lab Service	26		02	12	1303 Fashion	A
D 304		215 Class Lab Service	18			12	1303 Fashion	A
D 305		215 Class Lab Service	65		02	12	1303 Fashion	A
D 306		310 Office	241	3	02	12	1303 Fashion	A
D 307		210 Class Lab	1,724	34	02	12	1303 Fashion	A
D 307	A	215 Class Lab Service	24		02	12	1303 Fashion	A
D 309		215 Class Lab Service	50		02	12	1303 Fashion	A
D 310		210 Class Lab	1,076	48	02	12	1303 Fashion	A
D 312		610 Assembly	2,150	120	02	11	0099 General Assignment	A
D 312	A	715 DP/Computer Service	156		02	64	6780 Management Information Services	A
D 315		310 Office	140	1	02	11	1002 Art (Painting, Drawing and Sculpture)	A
D 316		210 Class Lab	1,327	34	02	11	1002 Art (Painting, Drawing and Sculpture)	A
D 316	A	215 Class Lab Service	13			11	1002 Art (Painting, Drawing and Sculpture)	A
D 317		215 Class Lab Service	213		02	11	1002 Art (Painting, Drawing and Sculpture)	A
D 318		215 Class Lab Service	191		02	11	1002 Art (Painting, Drawing and Sculpture)	A
D 320		215 Class Lab Service	118		02	11	1002 Art (Painting, Drawing and Sculpture)	A
D 321		115 Classroom Service	64			11	0099 General Assignment	A

Room Detail Report

(by building)

**341 College Of Alameda
Building: 4 CLASS ROOM - D**

Room #	A-Z	Room Type	ASF	Stations	Dept	Prog	TOP/Service and Support	Record Status
D 324		215 Class Lab Service	27			12	1303 Fashion	A

Total Rooms: 93

35,389 1,025

Room Detail Report

(by building)

341 College Of Alameda**Building: 5 STUDENT UNION - F**

Room #	A-Z	Room Type	ASF	Stations	Dept	Prog	TOP/Service and Support	Record Status
F 100		660 Merchandise Facility	2,154		06	55	6910 Bookstore	A
F 100	A	665 Merchandise Facility Service	34		06	55	6910 Bookstore	A
F 100	B	310 Office	80	1	06	55	6910 Bookstore	A
F 100	C	310 Office	118	1	06	55	6910 Bookstore	A
F 102		665 Merchandise Facility Service	72		06	55	6910 Bookstore	A
F 103		665 Merchandise Facility Service	156		06	55	6910 Bookstore	A
F 105		880 Public Waiting	72		06	55	6440 Health Services	A
F 105	A	830 Nurse Station	72	1	06	55	6440 Health Services	A
F 105	B	850 Treatment	120	1	06	55	6440 Health Services	A
F 105	C	820 Patient Bath	63	1		55	6440 Health Services	A
F 106		650 Lounge	2,781		06	51	6960 Students and Co-curricular Activities	A
F 107		315 Office Service	233	4	06	51	6960 Students and Co-curricular Activities	A
F 108		310 Office	129	1	06	51	6960 Students and Co-curricular Activities	A
F 109		310 Office	229	2	06	51	6960 Students and Co-curricular Activities	A
F 115		310 Office	178	4	06	51	6960 Students and Co-curricular Activities	A
F 116		310 Office	130	1	06	51	6960 Students and Co-curricular Activities	A
F 117		310 Office	175	1	06	51	6960 Students and Co-curricular Activities	A
F 119		730 Storage	178			64	6770 Logistical Services	A
F 121		310 Office	110	2	06	64	6770 Logistical Services	A
F 121	B	715 DP/Computer Service	80		06	64	6999 Other Ancillary Services	A
F 121	C	315 Office Service	80		06	51	6999 Other Ancillary Services	A
F 121	D	315 Office Service	50		06	51	6999 Other Ancillary Services	A
F 122		310 Office	247	3	06	62	6720 Fiscal Operations	A

Room Detail Report

(by building)

**341 College Of Alameda
Building: 5 STUDENT UNION - F**

Room #	A-Z	Room Type	ASF	Stations	Dept	Prog	TOP/Service and Support	Record Status
F 200		630 Food Facilities	6,117		06	55	6940 Food Services	A
F 202		635 Food Facilities Service	18		06	55	6940 Food Services	A
F 203		635 Food Facilities Service	236		06	55	6940 Food Services	A
F 207		635 Food Facilities Service	178			55	6940 Food Services	A
F 209		635 Food Facilities Service	611		06	55	6940 Food Services	A
F 210		635 Food Facilities Service	1,389		06	55	6940 Food Services	A
F 211		310 Office	86	1	06	55	6940 Food Services	A
F 212		310 Office	101	1		62	6720 Fiscal Operations	A
F 212	A	315 Office Service	96			62	6720 Fiscal Operations	A
F 212	B	310 Office	91	1		62	6720 Fiscal Operations	A
F 212	C	310 Office	325	4		62	6720 Fiscal Operations	A
F 212	D	315 Office Service	39			62	6720 Fiscal Operations	A
F 214		310 Office	159	1	06	62	6720 Fiscal Operations	A
F 215		350 Conference Room	331	3	06	62	6720 Fiscal Operations	A
F 215	A	315 Office Service	33		06	62	6720 Fiscal Operations	A
F 216		310 Office	75	1	06	62	6720 Fiscal Operations	A
F 217		315 Office Service	123	1	06	62	6720 Fiscal Operations	A
F 218		310 Office	200	2	06	62	6720 Fiscal Operations	A
Total Rooms: 41			17,749	38				

Room Detail Report

(by building)

341 College Of Alameda**Building: 11 AERO TECH BLDG A**

Room #	A-Z	Room Type	ASF	Stations	Dept	Prog	TOP/Service and Support	Record Status
1		215 Class Lab Service	396		04	12	0950 Aeronautical and Aviation Technology	A
2		215 Class Lab Service	396		04	12	0950 Aeronautical and Aviation Technology	A
3		215 Class Lab Service	609		04	12	0950 Aeronautical and Aviation Technology	A
4		215 Class Lab Service	195		04	12	0950 Aeronautical and Aviation Technology	A
5		110 Classroom	528	30	04	12	0099 General Assignment	A
8		215 Class Lab Service	221		04	12	0950 Aeronautical and Aviation Technology	A
9	A	210 Class Lab	598	11	04	12	0950 Aeronautical and Aviation Technology	A
9	B	210 Class Lab	831	5	04	12	0950 Aeronautical and Aviation Technology	A
10		215 Class Lab Service	212		04	12	0950 Aeronautical and Aviation Technology	A
11		215 Class Lab Service	365		04	12	0950 Aeronautical and Aviation Technology	A
12		210 Class Lab	4,710	12	04	12	0950 Aeronautical and Aviation Technology	A
12	A	310 Office	100	1	04	12	0950 Aeronautical and Aviation Technology	A
12	B	310 Office	114	1	04	12	0950 Aeronautical and Aviation Technology	A
12	C	215 Class Lab Service	174		04	12	0950 Aeronautical and Aviation Technology	A
12	D	210 Class Lab	754	5	04	12	0950 Aeronautical and Aviation Technology	A
Total Rooms: 15			10,203	65				

Room Detail Report

(by building)

341 College Of Alameda**Building: 16 GYM - G**

Room #	A-Z	Room Type	ASF	Stations	Dept	Prog	TOP/Service and Support	Record Status
100		730 Storage	173		03	63	6530 Custodial Services	A
105		520 Athletics/Physical Education	13,966		03	11	0835 Physical Education	A
106		525 Athletic/Physical Ed Service	155		03	11	0835 Physical Education	A
111		520 Athletics/Physical Education	2,898		03	11	1008 Dance	A
112		525 Athletic/Physical Ed Service	20		03	11	0835 Physical Education	A
113		525 Athletic/Physical Ed Service	83		03	11	0835 Physical Education	A
114		525 Athletic/Physical Ed Service	213		03	11	0835 Physical Education	A
119		230 Individual Study Lab	292		03	11	1004 Music	A
123		525 Athletic/Physical Ed Service	382		03	11	0835 Physical Education	A
124		520 Athletics/Physical Education	1,815		03	11	0835 Physical Education	A
126		525 Athletic/Physical Ed Service	114		03	11	0835 Physical Education	A
127		525 Athletic/Physical Ed Service	200		03	11	0835 Physical Education	A
129		525 Athletic/Physical Ed Service	273		03	11	0835 Physical Education	A
130		525 Athletic/Physical Ed Service	410		03	11	0835 Physical Education	A
132		525 Athletic/Physical Ed Service	160		03	11	0835 Physical Education	A
133		525 Athletic/Physical Ed Service	55		03	11	0835 Physical Education	A
135		525 Athletic/Physical Ed Service	56		03	11	0835 Physical Education	A
136		210 Class Lab	922	30	03	11	1004 Music	A
137		210 Class Lab	616	22	03	11	1004 Music	A
138		230 Individual Study Lab	48	1	03	11	1004 Music	A
139		230 Individual Study Lab	48	1	03	11	1004 Music	A
141		525 Athletic/Physical Ed Service	352			11	0835 Physical Education	A
141	A	525 Athletic/Physical Ed Service	92			11	0835 Physical Education	A

Room Detail Report

(by building)

341 College Of Alameda**Building: 16 GYM - G**

Room #	A-Z	Room Type	ASF	Stations	Dept	Prog	TOP/Service and Support	Record Status
145		310 Office	92	1	03	11	1004 Music	A
210		525 Athletic/Physical Ed Service	120		03	11	0835 Physical Education	A
216		520 Athletics/Physical Education	1,948	35	03	11	0835 Physical Education	A
221		525 Athletic/Physical Ed Service	443		03	11	0835 Physical Education	A
222		525 Athletic/Physical Ed Service	657		03	11	0835 Physical Education	A
222	A	525 Athletic/Physical Ed Service	432			11	0835 Physical Education	A
227		525 Athletic/Physical Ed Service	111		03	11	0835 Physical Education	A
229		525 Athletic/Physical Ed Service	74			11	0835 Physical Education	A
232		310 Office	81	1	06	53	1701 Mathematics, General	A
233		310 Office	81	1	06	53	6470 Job Placement Services	A
234		310 Office	78	1	06	53	6470 Job Placement Services	A
235		310 Office	128	2	03	72	0835 Physical Education	A
236		310 Office	372	1	06	53	6470 Job Placement Services	A
237		310 Office	119	1	03	11	0835 Physical Education	A
241		525 Athletic/Physical Ed Service	96		03	11	0835 Physical Education	A
Total Rooms: 38			28,175	97				

Room Detail Report

(by building)

341 College Of Alameda**Building: 17 LEARNING RES CTR - L**

Room #	A-Z	Room Type	ASF	Stations	Dept	Prog	TOP/Service and Support	Record Status
L 104		440 Processing Room	2,452	9	05	41	6120 Library	A
L 105		440 Processing Room	1,293	1	05	41	6120 Library	A
L 105		430 Library - Electronic Carrels	1,899	56	05	41	6120 Library	A
L 105		420 Stack	453	15	05	41	6120 Library	A
L 105		440 Processing Room	1,483	6	05	41	6120 Library	A
L 106		310 Office	176	1	05	41	6120 Library	A
L 107		410 Read/Study Room	93	5	05	41	6120 Library	A
L 108		410 Read/Study Room	93	5	05	41	6120 Library	A
L 109		410 Read/Study Room	171	4	06	41	6120 Library	A
L 110		310 Office	270	3	06	11	1501 English	A
L 114		410 Read/Study Room	2,991	66	05	41	6120 Library	A
L 114		420 Stack	2,881		05	41	6120 Library	A
L 115		410 Read/Study Room	172	6	05	41	6120 Library	A
L 118		440 Processing Room	1,710	4	05	41	6120 Library	A
L 119		310 Office	302	1	05	41	6120 Library	A
L 120		310 Office	160	2	05	41	6120 Library	A
L 121		680 Meeting Room	164	10	05	41	6120 Library	A
L 202		310 Office	165	2		43	6110 Learning Center (Learning Resource Center)	A
L 202	A	410 Read/Study Room	159	12	05	43	6110 Learning Center (Learning Resource Center)	A
L 202	B	710 Data Processing/Computer	85			64	6780 Management Information Services	A
L 202	C	210 Class Lab	275	10	05	11	2201 Social Sciences, General	A
L 202	D	210 Class Lab	1,191	33	05	11	2201 Social Sciences, General	A
L 202	E	210 Class Lab	768	22		11	2201 Social Sciences, General	A

Room Detail Report

(by building)

341 College Of Alameda**Building: 17 LEARNING RES CTR - L**

Room #	A-Z	Room Type	ASF	Stations	Dept	Prog	TOP/Service and Support	Record Status
L 204		310 Office	173	1	05	52	6110 Learning Center (Learning Resource Center)	A
L 205		410 Read/Study Room	2,335	44	05	52	6110 Learning Center (Learning Resource Center)	A
L 207		210 Class Lab	749	26	05	11	1501 English	A
L 210		410 Read/Study Room	973	20	05	55	6110 Learning Center (Learning Resource Center)	A
L 211		310 Office	111	1	05	55	6420 Disabled Students Programs and Services (DSPS)	A
L 212		410 Read/Study Room	154	1	05	55	6420 Disabled Students Programs and Services (DSPS)	A
L 213		310 Office	111	1	06	63	6010 Academic Administration	A
L 213	A	535 A/V, Radio, TV Service	365		05	43	6130 Media Services	A
L 215		680 Meeting Room	813	22	06	66	6750 Staff Development	A
L 215	A	310 Office	160	1	06	52	6610 Institutional Research	A
L 215	B	310 Office	92	1	06	52	6610 Institutional Research	A
L 215	C	310 Office	130	1		66	6750 Staff Development	A
L 222		410 Read/Study Room	2,118	46	05	41	6110 Learning Center (Learning Resource Center)	A
L 223		530 Audio/Visual, Radio, TV	1,800		05	43	6130 Media Services	A
L 224		530 Audio/Visual, Radio, TV	500		05	43	6130 Media Services	A
L 225		710 Data Processing/Computer	87	4	05	43	6130 Media Services	A
L 226		535 A/V, Radio, TV Service	375	35	05	55	6110 Learning Center (Learning Resource Center)	A
L 227		310 Office	88	1	06	63	6791 General Administration Services	A
L 228		310 Office	170	1	06	63	6791 General Administration Services	A
L 229		310 Office	90	1	06	63	6791 General Administration Services	A
L 230		310 Office	128	2	05	11	1501 English	A
L 234		210 Class Lab	756	28	05	11	4930 General Studies	A
L 235		650 Lounge	302	20	05	43	6130 Media Services	A

Room Detail Report

(by building)

341 College Of Alameda

Building: 17 LEARNING RES CTR - L

Room #	A-Z	Room Type	ASF	Stations	Dept	Prog	TOP/Service and Support	Record Status
L 236		535 A/V, Radio, TV Service	125		05	43	6130 Media Services	A
L 237		680 Meeting Room	876	60	05	52	0099 General Assignment	A
L 238	A	685 Meeting Room Service	22		05	52	0099 General Assignment	A
L 238	B	685 Meeting Room Service	19		05	52	0099 General Assignment	A
Total Rooms: 50			33,028	590				

Room Detail Report

(by building)

**341 College Of Alameda
Building: 18 CHILDRENS CENTER**

Room #	A-Z	Room Type	ASF	Stations	Dept	Prog	TOP/Service and Support	Record Status
1		555 Demonstration Service	287		08	45	6920 Child Development Centers	A
3		310 Office	169	1	08	45	6920 Child Development Centers	A
4		315 Office Service	28		08	45	6920 Child Development Centers	A
5		315 Office Service	47		08	45	6920 Child Development Centers	A
6		650 Lounge	240		08	45	6920 Child Development Centers	A
6	A	715 DP/Computer Service	156		08	64	6780 Management Information Services	A
9		550 Demonstration (Child Care)	841		08	45	6920 Child Development Centers	A
10		550 Demonstration (Child Care)	920		08	45	6920 Child Development Centers	A
11		550 Demonstration (Child Care)	416		08	45	6920 Child Development Centers	A
13		555 Demonstration Service	128		08	45	6920 Child Development Centers	A
15		555 Demonstration Service	345		08	45	6920 Child Development Centers	A
16		550 Demonstration (Child Care)	895		08	45	6920 Child Development Centers	A
17		550 Demonstration (Child Care)	910		08	45	6920 Child Development Centers	A
18		550 Demonstration (Child Care)	435		08	45	6920 Child Development Centers	A
20		550 Demonstration (Child Care)	902		08	45	6920 Child Development Centers	A
21		555 Demonstration Service	27		08	45	6920 Child Development Centers	A
Total Rooms: 16			6,746	1				

Room Detail Report

(by building)

**341 College Of Alameda
Building: 20 GROUNDS MAINTENANCE**

Room #	A-Z	Room Type	ASF	Stations	Dept	Prog	TOP/Service and Support	Record Status
1		735 Storage Service	1,376		06	65	6550 Grounds Maintenance and Repairs	A
Total Rooms: 1			1,376					

Room Detail Report

(by building)

**341 College Of Alameda
Building: 21 PHYS ED STORAGE**

Room #	A-Z	Room Type	ASF	Stations	Dept	Prog	TOP/Service and Support	Record Status
1		525 Athletic/Physical Ed Service	1,426		03	11	0835 Physical Education	A
Total Rooms: 1			1,426					

Room Detail Report

(by building)

**341 College Of Alameda
Building: 24 TENNIS SUPPLY B**

Room #	A-Z	Room Type	ASF	Stations	Dept	Prog	TOP/Service and Support	Record Status
1		525 Athletic/Physical Ed Service	62		03	11	0835 Physical Education	A

Total Rooms: 1

62

Room Detail Report

(by building)

341 College Of Alameda**Building: 25 AERO TECH BLDG B**

Room #	A-Z	Room Type	ASF	Stations	Dept	Prog	TOP/Service and Support	Record Status
101		110 Classroom	592	35	00	12	0099 General Assignment	A
102	A	210 Class Lab	652	40	00	12	0950 Aeronautical and Aviation Technology	A
102	B	210 Class Lab	675	8	00	12	0950 Aeronautical and Aviation Technology	A
103		210 Class Lab	495	25	00	12	0950 Aeronautical and Aviation Technology	A
104		215 Class Lab Service	171		00	12	0950 Aeronautical and Aviation Technology	A
106		310 Office	121	5	00	12	0950 Aeronautical and Aviation Technology	A
110		210 Class Lab	1,120	25	00	12	0950 Aeronautical and Aviation Technology	A
111		210 Class Lab	830	20	00	12	0950 Aeronautical and Aviation Technology	A
112		215 Class Lab Service	617		00	12	0950 Aeronautical and Aviation Technology	A
113		210 Class Lab	5,713	25	00	12	0950 Aeronautical and Aviation Technology	A
201		215 Class Lab Service	3,438		00	12	0950 Aeronautical and Aviation Technology	A
Total Rooms: 11			14,424	183				

Room Detail Report

(by building)

341 College Of Alameda**Building: 26 DIESEL MECHANICS - E**

Room #	A-Z	Room Type	ASF	Stations	Dept	Prog	TOP/Service and Support	Record Status
E 100		110 Classroom	567	40	04	12	0099 General Assignment	A
E 101	A	210 Class Lab	231	15	04	12	0947 Diesel Technology	A
E 101	B	210 Class Lab	168	15	04	12	0947 Diesel Technology	A
E 102		210 Class Lab	583	25	04	12	0947 Diesel Technology	A
E 102	A	215 Class Lab Service	253		04	12	0947 Diesel Technology	A
E 102	B	215 Class Lab Service	110		04	12	0947 Diesel Technology	A
E 102	C	215 Class Lab Service	205		04	12	0947 Diesel Technology	A
E 103	A	710 Data Processing/Computer	84		04	12	0947 Diesel Technology	A
E 103	B	310 Office	94	1	04	12	0947 Diesel Technology	A
E 104		210 Class Lab	4,664	40	04	12	0947 Diesel Technology	A
E 104	A	210 Class Lab	187	10	04	12	0947 Diesel Technology	A
E 104	B	210 Class Lab	177	10	04	12	0947 Diesel Technology	A
E 104	C	210 Class Lab	402	7	04	12	0947 Diesel Technology	A
E 201	MZ	215 Class Lab Service	253			12	0947 Diesel Technology	A
E 202	MZ	215 Class Lab Service	157			12	0947 Diesel Technology	A
E 203	MZ	215 Class Lab Service	177			12	0947 Diesel Technology	A
Total Rooms: 16			8,312	163				

Room Detail Report

(by building)

**341 College Of Alameda
Building: 27 PRESSBOX**

Room #	A-Z	Room Type	ASF	Stations	Dept	Prog	TOP/Service and Support	Record Status
100		525 Athletic/Physical Ed Service	168		03	11	0835 Physical Education	A

Total Rooms: 1

168

Room Detail Report

(by building)

341 College Of Alameda
Building: 32 AEROTECH SHED C

Room #	A-Z	Room Type	ASF	Stations	Dept	Prog	TOP/Service and Support	Record Status
1		215 Class Lab Service	388			12	0950 Aeronautical and Aviation Technology	A

Total Rooms: 1

388



DIRECTORY



- PARKING**
- A STUDENT PARKING LOT
 - B STUDENT PARKING LOT
 - C STUDENT PARKING LOT
 - D PARKING LOT
 - E FACULTY LOT
 - F FACULTY LOT

- BUILDINGS**
- A A BLDG - ADMINISTRATION
STUDENT SERVICES
WELCOME CENTER
 - B B BLDG - AUTO SHOP
 - C C BLDG - LIFE SCIENCE
 - CC CHILD CARE CENTER
 - D D BLDG - LIBERAL ARTS
 - E E BLDG - DIESEL MECHANICS
 - F F BLDG - STUDENT CENTER
 - G G BLDG - LOCKER ROOMS

- BUILDINGS**
- GM GYMNASIUM
 - L LIBRARY & LEARNING RESOURCE CENTER
 - P ONE STOP CAREER CENTER

- FACILITIES**
- ST ALAMEDA SCIENCE & TECHNOLOGY INSTITUTE
 - CV COUGAR VILLAGE
 - TC TENNIS COURTS
 - PS PERALTA POLICE SERVICES





PERALTA COMMUNITY COLLEGE DISTRICT
Office of General Services

Laney College



2014 Statement of Five Year Laney College Facilities Master Plans

Laney College is a major educational resource essential to developing the future workforce to support the growth, economic prosperity and health of the greater East Bay. Laney remains accessible to its local communities to help stimulate innovations, equal access to higher education, career training, transfer education preparation and lifelong learning. While Laney remains formidable as a community center, providing a diverse array of cultural programs and activities, it continues to provide a holistic approach to nurturing individuals to become active civic leaders and contributors to society. Over the last five years, Laney has been recognized as an important center focused on clean energy and sustainability, arts and design and learning communities. The college remains a significant asset to the Peralta district that brings in an average of 41% of the District revenue.

Laney College Mission Statement:

Laney College, located in downtown Oakland, California, is a diverse, urban community college committed to student learning. Our learner-centered college provides quality transfer and career-technical education, foundation skills and support services. These educational opportunities respond to the cultural, economic, social, and workforce needs of the greater Bay Area and increase community partnerships and global awareness.

It is important to note that Laney's educational opportunities are responding to the college's strategic directions through evidence-based decision making and continuous assessment of institutional effectiveness. The strategic directions aim to: challenge and empower all Laney students; actively engage community partners to identify and address critical needs; provide high quality educational programs and services that respond to the needs of each learner; implement effective practices in communications, management and development of all Laney professionals—faculty, classified staff and administrators; and ensure that resources are used wisely for students and community success.

Situated on 59.5 acres, the College is modeled after a medieval, walled city with 13 brick buildings grouped around a central court. Approximately half of Laney's instructional space is devoted to laboratories and shops that serve vocational programs. Most administrative, student personnel, counseling, and faculty offices are located in the central office tower. Other facilities include a Student Center building, gymnasium, swimming pool, library, childcare center, forum, and theater. Student Services are scattered around campus, primarily in the Tower and "A" buildings. The campus features 30 acres of open space, which include an urban park and athletic facilities for baseball, football, track, and tennis. The student and staff parking area are located south of the campus between Eighth Street and Interstate 80.

In Fall 2013, Laney College supported more than 11,949 students from diverse communities throughout the six service areas of the Peralta Community College District within the County of Alameda and beyond with heavier concentrations of residents from the City of Oakland enrolling in over 72 educational certificate and degree programs. Fifty-two percent (50%) of these students are female, 44% are male, and 6% are unknown. Forty-seven percent of our students are under age 25, 28% are between 25 and 35, 19% are between 35 and 55, and only 6% are over 55. Ethnically, our campus is diverse: African-Americans represent (26%); Asians represent 25%; White Non-Hispanic (16%), Latinos/Hispanics (13%), Filipinos (2%), multiple ethnic groups (6%), Pacific Islanders (1%) and Others less than (1%). Twenty-eight percent of Laney students speak a primary language other than English, and 3% of all students held student visa. New students and new transferring students make up 29% of our total student population and 7% are concurrent high school students. Approximately 30% of Laney students are vocational. Fifty percent of all students enroll in fewer than 6 units per semester.

FACILITIES MASTER PLAN

Laney opened its doors in its current location in 1970, and experienced much deferred maintenance for over 35 years. In addition to maintenance issues, the college aesthetic is outdated in that it was originally designed to have an inward focus for both security reasons and instructional practices of the time. In order to create a more modern aesthetic the Laney College community continues to express its interest in redesigning the campus to have more of an outward focus or welcoming atmosphere. The Facilities Master Plan serves as a 5-10 year roadmap for improving the learning environment and physical resources in order to better serve the local and global community needs.

Improving college facilities and supporting the development of a state of the art teaching and learning college that promotes student success has been a college priority for over five years. The focus of facility upgrades, enhancements, and redevelopments for more than five years has been directly related to a revitalization of community engagement and a commitment to realizing the college mission and strategic directions.

ASSESSMENT OF EXISTING CONDITIONS

In 2004, Laney began working aggressively to transform all aspects of its facilities and provide the necessary equipment and material resources in instruction, student services, library, and administrative areas while maintaining and improving on the use of its land. Funding primarily from local Measure E and A bonds (passed in 2000 and 2006, respectively) has provided the funding for some of these improvements.

Since the passage of Measure A, in particular, more than \$ \$87 million in facility improvements have been invested in the campus. Exterior improvements to the physical plant were made in the following areas: abatement of weather damage on exposed decks, repair of various campus-wide roads and walkways to ensure safety, replacement and enhancement of cabling for improved voice and data transaction, and installation of improved signage, such as program directories, maps of the physical plant, and information kiosks. Other improvements were made to begin to fulfill health and safety requirements, including asbestos abatement and upgrades to the campus alarm and emergency systems. Additional renovations were made to bring the college closer to meeting ADA requirements and to begin upgrading Laney's heating/ventilation/air conditioning

system. In addition, the new Arts Center was built and completed during the 2005-06 academic year.

After years of deferred improvements, the list of college physical plant needs continues to be extensive, and despite the funding of the district-wide facilities improvement bond measures, some improvements will necessarily be deferred until alternative funding sources are identified and their financial support is secured.

In spite of these inherent limitations, the college continues its planning and advisory input-gathering while several major projects are underway or near completion: (1) the renovation of the tower building, which houses most administrative services and faculty offices, (2) the renovation of the Laney Student Center, which consists of the cafeteria, food services, bookstore, student clubs offices, and student meeting and conference spaces; and (3) the development of the BEST Sustainability Center. Most of these projects will include as many of the following areas as the available funds will allow: window coverings, new floors, carpeting, HVAC, ergonomic furniture, wall paint, data, electricity and telecom upgrades, conference room technology upgrades, and lighting. As a result of the district sustainability initiative, all renovation and construction will adhere to LEED specifications as much as is possible. Immediately following the completion of the Laney Student Center, the construction of the new Laney Library will commence leveraging the \$22 million State funds allocated for this purpose.

During school year 2007-2008, almost all lecture classrooms were refurbished with new paint, flooring, lighting, window coverings and furniture as part of Laney's comprehensive facilities upgrade. In 2009, the culinary arts program moved into a state-of-the-art teaching-kitchen facility. New tunnel lighting, restrooms, a welcome center, and some program offices were completed in 2008

In 2011, construction on the new Athletic Field House Complex was completed. The new complex includes an Athletic Field House that will address the needs to provide equitable team room and training facilities for our female athletes pursuant to Title IX while also providing improved facilities to for most sports teams as well as visiting teams. Already, it has modernized the baseball field and provided more parking for all Laney students, faculty, and staff. It has also modernized the multi-purpose field. Phase 1 began with the parking lot, phase 2 continued on to the fields—baseball and multi-purpose, and phase 3 is set to finish the project with the Athletic Field House, and phase 4 was added and entailed new track and football fields by early spring 2014 given the safety hazardous conditions.

Since 2011 fiscal year, 25 SMART classrooms have been installed. The campus has converted instructional spaces (lecture and lab rooms included) to become interactive learning environments or “smart classrooms” that offer the students and faculty the necessary tools for modern learning.

By Fall 2013, the College completed most of the interior refurbishment of the Laney Tower Administration building which provides office space for the majority of faculty, various student services such as counseling, learning communities and campus administrative offices. The renovation project included complete refurbishment of all floors, lighting, network, data and

power upgrades, and the redesign of several floors. All office furniture was upgraded as well. However, the renovation did not include any improvements to exterior of the building nor installation of new elevators and a new HVAC unit was removed from the project. During Fall 2013, a beautification project was undertaken to enhance the grassy knoll area and build a seating area at the main entrance to the college campus.

During Spring 2014 an emergency maintenance project was undertaken on the Laney Tower Administration to repair and paint sections of the exterior façade of the building which had experienced cracking cement over the last few years.

Also during Summer 2014, two major constructions projects began on the campus. The first project currently underway is the replacement of asphalt and drainage in all first level walkway areas juxtaposed to breezeways throughout the campus grounds. This project will correct long-standing uneven pavement and thus eliminate trip hazards. The second project is leak remediation which will eventually repair long-standing water leaks in several classrooms and offices. These leaks had been caused by deteriorating rooftops and water proofing between first and second floor of campus buildings, courtyard areas, rooftops and tree planter boxes. The project includes complete removal of rooftop coverings for certain buildings and cement pavements in certain courtyards and planter boxes. In place of the cement pavement, cement fiber will be installed after UV water proofing membranes are installed along with state-of-the-art wire mesh leak detection devices. These new materials will allow for the detection of leaks using electrical currents to find water leaks instead having to replace an entire section of cement pavement and/or rooftop covering.

With all of these changes, the campus is more attractive and welcoming, brighter, more comfortable, and better equipped than it has been since it was constructed. While these initiatives have clearly enhanced the physical appearance of the campus, Laney must still address a number of serious facility-related challenges.

ONGOING FACILITY CHALLENGES

Physical space has become increasingly scarce on the campus. “Lack of space” and “deteriorating facilities” are two of the primary facilities issues cited in the Laney College Educational Plan 2010. The College’s student need for specialized educational programs and services continue to grow, especially with the increase in fees, added requirements and students with insufficient academic preparation for college. The growing demands for more modern facilities with greater flexibility and capacity threaten to exceed the capacity of Laney’s 19 buildings and 265 classrooms and labs that reflect many smaller classrooms and constrained laboratory settings. Despite efforts to utilize the physical plant during the late afternoons, evenings, and weekends through a variety of short-term classes, despite efforts to make scheduling accommodations for working students, there remains the need to increase the number and capacity of classrooms during the peak morning hours. In addition, the library and AV/Media Center continue to be over-utilized, a situation that would be addressed by the construction plan for the new Library and Learning Resource Center. Efforts are also underway to identify office space for Laney’s large and growing cadre of part-time hourly faculty and temporary staff support personnel.

The College Employee Surveys in 2008 and 2014 indicated that deteriorating facilities and facility maintenance continues to be a primary issue. Though much effort has gone into the development of the College's Educational Master and Facilities Master Plans, program reviews, and committee work that focused on tying specific facility projects to funding sources, frustration continues to build about the state of facilities at Laney. For example, the science classes and labs have been cosmetically improved, yet those facilities still remain insufficient in size, capacity, and resources to meet enrollment, lab, teaching, safety, and learning demands, as discussed in the recent program reviews. Program and unit reviews of other units reveal comparable and other problems. In the administrative building, career technical education labs, computer labs, classrooms and other locations, the facilities lack adequate air ventilation, filtration and heating systems conducive to working, learning or sustaining technical equipment such as computers.

Laney College actively works to address these facilities challenges through its institutional planning processes. The College's planning process strengthen the capacity of the college in its advocacy role, both internally and externally. The program reviews, unit plans, and educational master plan help inform the Laney College facilities master plan priorities, which are reflected in the 2013 Laney College Facilities Master Plan, and the resulting goals and implementation strategies are being used by all decision-makers and facilities consultants to ensure that the final facilities improvements responds to urgent and strategic long-term facilities needs.

PRIORITIZATION PROCESS

The Facilities needs prioritization process follows the resource analysis and prioritization process detailed in the beginning of this chapter found within the current Laney College Educational Master Plan of 2010. The Facilities committee developed a needs assessment of departmental facility resource requests based on the criteria highlighted below.

Criterion 1: Addresses Legal Mandate

- Health
- Safety
- Disability Access

Criterion 2: Implements Institutional Planning

- Requested in Department Unit Plan or Program Review
- Proposed at a Facilities Planning Committee meeting or other shared governance setting.

Criterion 3: Advances Student Access, Equity, or Success

Evidence that the facility need will

- improve student access to the college or program,
- implement part of the Student Equity Plan, or
- help to increase student retention and completion rates

Criterion 4: Addresses the Viability and Quality of a Program or Service

Evidence that the facilities improvement will enable a program or service to offer educational opportunities that respond to the cultural, economic, social, and workforce needs of the greater Bay Area and increase community partnerships and global awareness.

Criterion 5: Encourages Collaboration Among Departments and/or Community Partners

Evidence that the facility improvement will benefit multiple departments or engage community partnerships that contribute to student success and address community needs.

Criterion 6: Demonstrates Innovation

Evidence that the facility or equipment improvement will distinguish Laney College programs and services as among the most modern and innovative.

MAJOR COLLEGE FACILITIES GOALS

Facilities improvements are at the heart of the institution’s commitment to remaining an educational beacon for change in the Bay Area. Below is an abbreviated list of long-range facilities project goals.

- **Modernize the library.**

(Measure A & State funds have been earmarked for this project)

Construction of a new Library will allow reconfiguration of space and services to: upgrade the telecommunication infrastructure, provide additional study space for collaborative and individual learning, create a video conference space for distance learning and staff development activities, enlarge and convert the “electronic classroom” into a SMART classroom to accommodate the increased number of instructors requesting assignment orientations, enlarge the Media Center to add more computer workstations, expand the reference collection and adjacent study area to accommodate increased student use, allow ADA and earthquake compliance, and create a safe, healthy and attractive structure. Ensuring that a state of the art Learning Resource Center is integral will ensure that the college is able to offer sound, comprehensive and integrated tutoring/instructional support resources, including a language lab, for all of its students. (See *Teaching and Learning Center* below.)

- **Modernize the theatre and music department to create a performing arts complex.**

(Measure A funds were previously earmarked for this project)

The top-to-bottom refurbishment of the four-story theatrical complex is the top priority for the performing and fine arts departments as well as the College, District, and Greater Bay Area community. The theatre is one of the only medium size auditoriums in San Francisco Bay Area and has been consistently used by departments from all instructional and student service divisions in Laney College, Peralta Service Centers, several professional and amateur performance groups as well as municipalities. As the building continues to deteriorate, the modernization of all aspects of the theatre is vital to sustaining quality educational opportunities for all Laney students. In addition to a state-of-the-art theatre, this renovated space will include additional classroom and instructional space, a dance studio, two performance spaces for small and medium sized audiences, as well as gallery space for exhibitions. In conjunction with the theatre building renovation, expansion of the Music Center in lower building G, will offer more instructional, practice, recording, and performance space for students and guest artists. Needed updates include a new computer lab for recording studio classes and a functional performance space for smaller, intimate performances or presentations.

- Modernize the infrastructure**
 The majority of Laney College infrastructure was established in 1971. Nearly 40 years later, the campus is in desperate need of a massive overhaul of all vital infrastructures including HVAC, utilities, networked systems, plumbing and sewers, fire and security alarm systems, an emergency communication system, modernized classrooms and labs with accelerated, effective teaching/learning facilities models. In addition to improving the learning environment for the community this project also serves as an opportunity for Laney to demonstrate green construction and energy solutions as example of its cutting edge educational programs in Career Technical Education and STEMs.
- Modernize the locker rooms.**
 Located under the quad plaza, the women’s locker rooms are in desperate need of renovation, and replacements for furniture, fixtures, and equipment. The locker rooms have been consistently identified by the shared governance committees as a high priority among facilities improvements for several years. Unfortunately, the renovations have been bumped by other construction projects. As a result the locker rooms continue to deteriorate and are now at risk of causing health and safety hazards for PE and Dance students.
- Continue reforestation efforts to enhance the college natural surroundings.**
 Laney College strives to be considered a model institution for promoting environmentally friendly programs, services, practices, and climate enhancement. In this goal the college will continuously look for opportunities to plant trees and protect the existing natural resources that serve as a habitat for local wildlife and maintain a natural aesthetic for campus life.
- Expand parking facilities.**
 Despite the fact that a large population of the Laney community uses public transportation, the college continues to have a major shortage of available parking for students, faculty, and staff. The college is committed to finding opportunities to offer more parking to the community.
- Design and build a *One-Stop Student Services Center*.**
 A fully integrated student support services center providing all of the services identified below in a central location on the Laney campus, with appropriate satellite services throughout the college, in order to deliver more efficiently and effectively the diverse array of resources required to enroll, stay, and successfully complete educational goals. (This intends to render transparent the inter-relationship among all program and service areas for students, faculty, and the greater community.)

Admissions & Records	Assessment & Orientation	Counseling
Career Center	Cashier	CalWORKs
DSPS	EOP/S	Financial Aid
In/Outreach Services	Multicultural Center	Student Employment
Transfer Center	Veteran Affairs	Welcome Center

While models of such centers exist at Foothill College and Los Rios' American River, Laney's will be unique in that the core infrastructure will allow for direct communications among all of the center's satellite locations. For example, conferencing, small group classes, counseling sessions, and other dispersed sessions could be provided and linked via teleconferencing and other capabilities.

- **Design and program a *new STEM building*.**

This building will include Biology, Chemistry, Physics, Astronomy, Anthropology, Geography and Geology and Mathematics and Engineering. The college has an urgent need to house the science departments in a new Science Building or within a dedicated wing of classrooms in order to:

- Address health and safety issues
- Increase efficiency in operations
- Remain competitive in sciences in the Bay Area
- Accommodate student demand
- Support current enrollment and allow for growth
- Align with the Sustainable Peralta Initiative

The need for additional space is evident throughout all the STEMs disciplines, and is particularly evident, for example, in the new, industry-driven Bio-manufacturing program where growth has exceeded expectations, but is severely limited by lack of preparation, classroom and lab space at the college.

- **Design and build a *teaching and learning center*.**

Learning from the numerous high quality models nationally and in California, Laney needs to develop a home site for facilitating instructional and student services innovations, educating educators, helping students learn to learn, and providing students with the tutoring, workshops, learning lab technology and other necessary instructional supports proven to ensure learning beyond the discipline fundamentals, and ensuring that efficient language acquisition is possible given emersion opportunities. Designing and programming a new teaching and learning center, possibly in conjunction with the new Laney Library, would centralize drop-in tutoring labs, training and seminar rooms, symposium rooms, and staff offices, a comprehensive language laboratory with digital audio system and listening stations, workrooms and related learning facilities, and SMART conference rooms for large scale productions—teleconferences, mini-conferences, etc.

- **Markedly improve facilities for all Career Technical Education programs.**

Access to state-of-the-art equipment and facilities is key to ensuring that students are prepared for the workplace and that programs can remain responsive to industry and related needs. The rapid growth of technology in recent years has not only changed the way CTE departments train their students but has also radically changed the information presented. Many CTE facilities need to be renovated at the very least, in order to function properly and/or to accommodate the technological equipment necessary to provide students with a relevant educational experience. New processes require new equipment and appropriate

adjustment to facilities themselves. CTE will work toward outfitting all classrooms with digital media equipment to augment learning styles of the 21st century. Maintenance of facilities and equipment is of paramount importance: High tech equipment and facilities are complex - and are useless without a working system for maintenance and repair.

- **Design and build a *Sustainability Center – The Building Efficiency for a Sustainable Tomorrow (BEST) Center***

Given its emphasis on clean energy and sustainability, the college's CTE programs are integrating efforts in conjunction with core sciences and will require space for modern programs using equipment that students will be expected to use in particular industries and career field. The cost of refitting current spaces, the efficiency gain of floor plans designed for current technology and the enhanced ability to provide interdisciplinary education must all be considered. In responding to the following needs expressed in department unit plans, the college continues to seek strategic solutions that can have the widest impact and benefit.

- ✓ A micro-technology lab would allow the college to develop a Nanotechnology engineering program
- ✓ Green technology programs could benefit from appropriate labs to teach renewable energy and energy efficiency
- ✓ Building mechanical systems could be designed as a living lab to permit HVAC students access to building systems for observation of energy use and system operations through installation of sensors and building automation technology
- ✓ Rooftop solar and wind energy systems could be made accessible for use as living labs for renewable energy classes

- **Design and build a *Design & Technology Center***

- ✓ A GIS lab is needed for use by geography and social science departments
- ✓ Materials Science in the Engineering department has needed a dedicated lab for the past decade
- ✓ Engineering and several related CTE programs would benefit from a dedicated electronics lab
- ✓ Several computer-intensive design programs such as Graphic Arts, Media, Architecture, Journalism, CIS, and Photography could benefit from shared lab space with adjacent studio space for Media and Photo which would allow for more interdisciplinary activities
- ✓ The Media program could be moved out of its largely inappropriate space in the Theater building, paving the way for full renovation and repurposing of the upper levels of the Theater

- **Designate *Incubation Facilities* for temporary housing of grant funded programming**

As Laney College engages in efforts to secure grants and new initiative funding to implement innovative programming, it is imperative to consider the three elements that inform success: human, fiscal and physical resources. In establishing new programs, Laney College will explore and identify incubator facilities space for newly conceptualized programs. This commitment will ensure that the implementation of programs will be provided the necessary resources to pilot and achieve successful outcomes.

STRATEGIES FOR IMPLEMENTING FACILITIES GOALS

Considering the grand scope of the Facilities Goals, the implementation process consists of three phases of planning that is determining the feasibility of proposed solutions with special consideration for possible disruption to the college, swing space requirements, the benefit to programs and services, the total cost of ownership for all projects, and the sources of funding recommended for each project.

Phase 1

The Facilities Planning Committee has engaged the various Laney constituencies to brainstorm possible strategic solutions to achieve the above Facilities Goals as part of the first phase of the implementation process. In this phase of planning, the committee created four scenarios that combine constructing new buildings with renovating existing buildings in order to encourage interdisciplinary collaboration and improve the quality of educational programs and services. The scenarios are conceptual and have informed sound analysis to determine their feasibility.

Phase 2

For phase 2 of planning, the college with District support secured an architectural consultant to evaluate the Facilities Goals, Implementation Scenarios, and existing architectural designs. They have suggested amendments to the scenarios, proposed new scenarios that were vetted through college constituencies by Fall 2012. Phases 1 and 2 resulted in the 2013 Laney College Facilities Master Plan, a \$1.1 billion project approved by the Board of Trustees.

Phase 3

The final phase of planning, the college will engage community partners that who be involved in other community development plans to look for opportunities to collaborate on construction projects.

CURRENT CONSTRUCTION PROJECTS FUNDED BY MEASURE A

- **Renovate the Student Center.**

Laney College completed a design process for the student center that incorporated the input from various constituencies and shared governance committees for several years. The final design will create an environment that allows for a diverse range of systems and technologies that maximizes student growth and development. This will include study centers, portable study labs, a cyber cafe, multi-purpose learning centers that include multimedia capabilities. It will also include a new cafeteria that provides state of the art learning opportunities for students who desire to pursue career technical opportunities in culinary arts. The Laney College Student Center will serve as a centerpiece for the greater Oakland community as it fosters positive relationships between the campus and surrounding communities served by Laney. The new technological features will enhance the quality of life for students, faculty, and staff at Laney College. In addition, it will serve as a central spot for entertainment and for hosting a variety of business, educational and student body activities.

- **Install Smart Media into all remaining lecture rooms throughout the campus.**

In the final phases of achieving the goal to have smart classrooms throughout the campus, our college Information Technology department continues to work with campus faculty and

administration to continue upgrading lecture rooms. Our target of upgrading all lecture rooms is 100% while taking security and facilities matters into consideration. Deadline for achieving this goal is to be determined, and is contingent upon funding from a yet to be identified source(s).

DISTRICT FACILITIES MASTER PLAN PROJECTS THAT RELATE TO LANEY

- **Solar panels installed throughout the district.**
As part of the sustainable energy solutions initiative, the District installed solar panels on several buildings on Laney's campus in 2014 and throughout the District. Beginning July 1, the first year of measuring the impact of the solar panel installation, Laney has experienced an estimated \$18,000 savings in electrical power usage campus wide. In addition, the District has implemented a four-day work week for eight consecutive weeks during the summer semester to reduce overall energy consumption throughout the District.
- **Security Cameras were installed to monitor all PCCD campuses.**
The District General Services office coordinated an effort to install security cameras to cover all four of the colleges in the district. Laney received over 100 new cameras bringing the total number of security cameras on campus to 125.
- **Modernize all facilities for accessibility according to current ADA standards.**
In response to the legal mandate of the American Disabilities Act, the District General Services offices has been planning a massive overhaul of all facilities to address accessibility inadequacies. Most of the required work has been completed; the balance is expected in 2012.
- **Improve HVAC systems throughout the district.**
As part of an effort to find more environmentally friendly/sustainable energy solutions, the District General Services office had coordinated plans and commenced its efforts to upgrade all HVAC systems in the district.
- **Create a District-wide Health Services Clinic.**
The Board Facilities and Land Use Committee is coordinating an effort to identify a site for a new Peralta Health Services Clinic that is recommended to be located on or adjacent to Laney College campus. The Clinic will serve the entire PCCD community.
- **Clean Energy and Conservation.**
As part of the sustainable energy solutions initiative, the District plans to install charging stations for electrical cars throughout the District.
- **Upgrade elevators throughout the district.**
- **Install Emergency Response Phones throughout the District.**
- **Install Digital Signage throughout the District.**



PERALTA COMMUNITY COLLEGE DISTRICT
Office of General Services

Laney College

Energy Usage Calculations

Energy Usage Calculations to Follow

Campus Lecture Capacity/Load Ratios

Laney College

No.	Project			2015/2016	2016/2017	2017/2018	2018/2019	2019/2020	2020/2021	2021/2022
	Lect ASF	WSCH	Occupancy							
12	Modernize Theater Building									
	-61	-129	2019/2020					92,268		
	Laney College							113%		
9	New Science/Math Building									
	5,658	11,962	2020/2021						104,230	
	Laney College								126%	
18	Remodel Old Library for Student Services									
	0	0	2020/2021						104,230	
	Laney College								126%	

			2015/2016	2016/2017	2017/2018	2018/2019	2019/2020	2020/2021	2021/2022
Lecture	Actual*/Projected WSCH		77,160	78,357	79,571	80,691	81,700	82,614	82,755
43,704	Cumulative Capacity		92,397	92,397	92,397	92,397	92,397	92,268	104,230
	Capacity/Load Ratio		120%	118%	116%	115%	113%	112%	126%

Campus Laboratory Capacity/Load Ratios

Laney College

No.	Project	2015/2016	2016/2017	2017/2018	2018/2019	2019/2020	2020/2021	2021/2022
6	Learning Resource Center -5,114 -1,990 2018/2019 Laney College				48,060 128%			
12	Modernize Theater Building -2,026 -941 2019/2020 Laney College					47,119 124%		
9	New Science/Math Building 9,176 3,922 2020/2021 Laney College						51,041 133%	
18	Remodel Old Library for Student Services 0 0 2020/2021 Laney College						51,041 133%	

		2015/2016	2016/2017	2017/2018	2018/2019	2019/2020	2020/2021	2021/2022
Laboratory	Actual*/Projected WSCH	35,791	36,346	36,909	37,429	37,897	38,321	38,386
135,523	Cumulative Capacity	50,050	50,050	50,050	50,050	48,060	47,119	51,041
	Capacity/Load Ratio	140%	138%	136%	134%	127%	123%	133%

Campus Office Capacity/Load Ratios

Laney College

No.	Project	Off ASF	FTE	Occupancy	2015/2016	2016/2017	2017/2018	2018/2019	2019/2020	2020/2021	2021/2022
6	Learning Resource Center -1,408 Laney College	-10		2018/2019				328 104%			
12	Modernize Theater Building -22 Laney College	0		2019/2020					328 103%		
17	Modernize Gym & Lockers - Bldgs 4, 10 & 13 -29 Laney College	0		2019/2020					328 103%		
9	New Science/Math Building -254 Laney College	-2		2020/2021						326 102%	
18	Remodel Old Library for Student Services -1,224 Laney College	-9		2020/2021						317 99%	

		2015/2016	2016/2017	2017/2018	2018/2019	2019/2020	2020/2021	2021/2022
Office	Actual*/Projected FTE	304	308	311	314	317	320	320
47,339	Cumulative Capacity	338	338	338	338	328	328	317
	Capacity/Load Ratio	111%	110%	109%	108%	103%	102%	99%

Campus Library Capacity/Load Ratios

Laney College

No.	Project	Lib ASF	Occupancy	2015/2016	2016/2017	2017/2018	2018/2019	2019/2020	2020/2021	2021/2022
6	Learning Resource Center Laney College	16,842	2018/2019				41,558 101%			
9	New Science/Math Building Laney College	500	2020/2021						42,058 97%	
18	Remodel Old Library for Student Services Laney College	0	2020/2021						42,058 97%	

		2015/2016	2016/2017	2017/2018	2018/2019	2019/2020	2020/2021	2021/2022
Library	Actual*/Projected ASF	37,939	38,979	40,019	41,059	42,098	43,138	43,392
24,716	Cumulative Capacity	24,716	24,716	24,716	24,716	41,558	41,558	42,058
	Capacity/Load Ratio	65%	63%	62%	60%	99%	96%	97%

Campus AV/TV Capacity/Load Ratios

Laney College

No.	Project	AVTV ASF	Occupancy	2015/2016	2016/2017	2017/2018	2018/2019	2019/2020	2020/2021	2021/2022
6	Learning Resource Center Laney College	6,684	2018/2019				8,829 82%			
12	Modernize Theater Building Laney College	740	2019/2020					9,569 88%		
18	Remodel Old Library for Student Services Laney College	695	2020/2021						10,264 93%	

		2015/2016	2016/2017	2017/2018	2018/2019	2019/2020	2020/2021	2021/2022
AV/TV	Actual*/Projected ASF	10,556	10,643	10,729	10,815	10,901	10,987	11,009
2,145	Cumulative Capacity	2,145	2,145	2,145	2,145	8,829	9,569	10,264
	Capacity/Load Ratio	20%	20%	20%	20%	81%	87%	93%

Load Distribution and Staff Forecast

Laney College

Page 60

Campus Load Distribution

Reference: Chancellor's Office Forecast

	Instructional Staff FTE	Total Campus WSCH	Off-Campus WSCH	On-Campus WSCH	P.E. Laboratory WSCH	On-Campus Lecture WSCH	On-Campus Laboratory WSCH
Actual Fall							
2012	271	105,760	804	104,956	2,939	69,691	32,326
2013	288	109,300	831	108,469	3,037	72,024	33,409
Forecast							
2014	293	113,412	862	112,550	3,151	74,733	34,665
2015	304	117,095	890	116,205	3,254	77,160	35,791
2016	308	118,911	904	118,007	3,304	78,357	36,346
2017	311	120,729	893	119,836	3,355	79,571	36,909
2018	314	122,404	881	121,523	3,403	80,691	37,429
2019	317	123,934	892	123,042	3,445	81,700	37,897
2020	320	125,321	902	124,419	3,484	82,614	38,321

Load Distribution and Staff Forecast

Laney College

Page 61

Campus Worksheet for Computing FTE Instruction Staff

College Instructional Staff, Fall Term. Included are all certificated staff for day, extended day, and adult education except those whose office is located off-campus.

(a)	Total Certificated Instructional and Statutory Staff FTE (b)	Non-Instructional Portion of FTE (c)	Net Total Instructional and Statutory Staff FTE (b-c) (d)
Instructors	226.0	14.0	212.0
Counselors Include certificated special program coordinators, economic opportunity program, coordinators, statutory and Title 5 required staff, et. al.	31.0		31.0
Department Administrators	43.0		43.0
Librarians Include certificated director of audio/visual, et. al.	7.0		7.0
Institutional Administrators Include certificated persons with responsibilities covering the entire institution, such as Superintendent, Assistant Superintendent, President, Dean of Instruction, Director of Data Processing, et. al.	12.0	12.0	
Fall 2014 Totals	319.0	26.0	293.0

Column (b) is the total number of Column (a) distributed to categories

Column (c) is the fraction of time express as Full-Time Equivalents devoted to noninstructional work.

Counselors, department administrators, and statutorily required staff are counted as if they had no noninstructional duties.

Load Distribution and Staff Forecast

Laney College

Page 62

Campus Worksheet for Computing FTE Instruction Staff

College Instructional Staff, Fall Term. Included are all certificated staff for day, extended day, and adult education except those whose office is located off-campus.

(a)	Total Certificated Instructional and Statutory Staff FTE (b)	Non-Instructional Portion of FTE (c)	Net Total Instructional and Statutory Staff FTE (b-c) (d)
Instructors	237.0	14.0	223.0
Counselors Include certificated special program coordinators, economic opportunity program, coordinators, statutory and Title 5 required staff, et. al.	31.0		31.0
Department Administrators	43.0		43.0
Librarians Include certificated director of audio/visual, et. al.	7.0		7.0
Institutional Administrators Include certificated persons with responsibilities covering the entire institution, such as Superintendent, Assistant Superintendent, President, Dean of Instruction, Director of Data Processing, et. al.	12.0	12.0	
Fall 2015 Totals	330.0	26.0	304.0

Column (b) is the total number of Column (a) distributed to categories

Column (c) is the fraction of time express as Full-Time Equivalents devoted to noninstructional work.

Counselors, department administrators, and statutorily required staff are counted as if they had no noninstructional duties.

Load Distribution and Staff Forecast

Laney College

Page 63

Campus Worksheet for Computing FTE Instruction Staff

College Instructional Staff, Fall Term. Included are all certificated staff for day, extended day, and adult education except those whose office is located off-campus.

(a)	Total Certificated Instructional and Statutory Staff FTE (b)	Non-Instructional Portion of FTE (c)	Net Total Instructional and Statutory Staff FTE (b-c) (d)
Instructors	241.0	14.0	227.0
Counselors Include certificated special program coordinators, economic opportunity program, coordinators, statutory and Title 5 required staff, et. al.	31.0		31.0
Department Administrators	43.0		43.0
Librarians Include certificated director of audio/visual, et. al.	7.0		7.0
Institutional Administrators Include certificated persons with responsibilities covering the entire institution, such as Superintendent, Assistant Superintendent, President, Dean of Instruction, Director of Data Processing, et. al.	12.0	12.0	
Fall 2016 Totals	334.0	26.0	308.0

Column (b) is the total number of Column (a) distributed to categories

Column (c) is the fraction of time express as Full-Time Equivalents devoted to noninstructional work.

Counselors, department administrators, and statutorily required staff are counted as if they had no noninstructional duties.

Load Distribution and Staff Forecast

Laney College

Page 64

Campus Worksheet for Computing FTE Instruction Staff

College Instructional Staff, Fall Term. Included are all certificated staff for day, extended day, and adult education except those whose office is located off-campus.

(a)	Total Certificated Instructional and Statutory Staff FTE (b)	Non-Instructional Portion of FTE (c)	Net Total Instructional and Statutory Staff FTE (b-c) (d)
Instructors	244.0	14.0	230.0
Counselors Include certificated special program coordinators, economic opportunity program, coordinators, statutory and Title 5 required staff, et. al.	31.0		31.0
Department Administrators	43.0		43.0
Librarians Include certificated director of audio/visual, et. al.	7.0		7.0
Institutional Administrators Include certificated persons with responsibilities covering the entire institution, such as Superintendent, Assistant Superintendent, President, Dean of Instruction, Director of Data Processing, et. al.	12.0	12.0	
Fall 2017 Totals	337.0	26.0	311.0

Column (b) is the total number of Column (a) distributed to categories

Column (c) is the fraction of time express as Full-Time Equivalents devoted to noninstructional work.

Counselors, department administrators, and statutorily required staff are counted as if they had no noninstructional duties.

Load Distribution and Staff Forecast

Laney College

Page 65

Campus Worksheet for Computing FTE Instruction Staff

College Instructional Staff, Fall Term. Included are all certificated staff for day, extended day, and adult education except those whose office is located off-campus.

(a)	Total Certificated Instructional and Statutory Staff FTE (b)	Non-Instructional Portion of FTE (c)	Net Total Instructional and Statutory Staff FTE (b-c) (d)
Instructors	247.0	14.0	233.0
Counselors Include certificated special program coordinators, economic opportunity program, coordinators, statutory and Title 5 required staff, et. al.	31.0		31.0
Department Administrators	43.0		43.0
Librarians Include certificated director of audio/visual, et. al.	7.0		7.0
Institutional Administrators Include certificated persons with responsibilities covering the entire institution, such as Superintendent, Assistant Superintendent, President, Dean of Instruction, Director of Data Processing, et. al.	12.0	12.0	
Fall 2018 Totals	340.0	26.0	314.0

Column (b) is the total number of Column (a) distributed to categories

Column (c) is the fraction of time express as Full-Time Equivalents devoted to noninstructional work.

Counselors, department administrators, and statutorily required staff are counted as if they had no noninstructional duties.

Load Distribution and Staff Forecast

Laney College

Page 66

Campus Worksheet for Computing FTE Instruction Staff

College Instructional Staff, Fall Term. Included are all certificated staff for day, extended day, and adult education except those whose office is located off-campus.

(a)	Total Certificated Instructional and Statutory Staff FTE (b)	Non-Instructional Portion of FTE (c)	Net Total Instructional and Statutory Staff FTE (b-c) (d)
Instructors	250.0	14.0	236.0
Counselors Include certificated special program coordinators, economic opportunity program, coordinators, statutory and Title 5 required staff, et. al.	31.0		31.0
Department Administrators	43.0		43.0
Librarians Include certificated director of audio/visual, et. al.	7.0		7.0
Institutional Administrators Include certificated persons with responsibilities covering the entire institution, such as Superintendent, Assistant Superintendent, President, Dean of Instruction, Director of Data Processing, et. al.	12.0	12.0	
Fall 2019 Totals	343.0	26.0	317.0

Column (b) is the total number of Column (a) distributed to categories

Column (c) is the fraction of time express as Full-Time Equivalents devoted to noninstructional work.

Counselors, department administrators, and statutorily required staff are counted as if they had no noninstructional duties.

Load Distribution and Staff Forecast

Laney College

Page 67

Campus Worksheet for Computing FTE Instruction Staff

College Instructional Staff, Fall Term. Included are all certificated staff for day, extended day, and adult education except those whose office is located off-campus.

(a)	Total Certificated Instructional and Statutory Staff FTE (b)	Non-Instructional Portion of FTE (c)	Net Total Instructional and Statutory Staff FTE (b-c) (d)
Instructors	253.0	14.0	239.0
Counselors Include certificated special program coordinators, economic opportunity program, coordinators, statutory and Title 5 required staff, et. al.	31.0		31.0
Department Administrators	43.0		43.0
Librarians Include certificated director of audio/visual, et. al.	7.0		7.0
Institutional Administrators Include certificated persons with responsibilities covering the entire institution, such as Superintendent, Assistant Superintendent, President, Dean of Instruction, Director of Data Processing, et. al.	12.0	12.0	
Fall 2020 Totals	346.0	26.0	320.0

Column (b) is the total number of Column (a) distributed to categories

Column (c) is the fraction of time express as Full-Time Equivalents devoted to noninstructional work.

Counselors, department administrators, and statutorily required staff are counted as if they had no noninstructional duties.

Cum Sum of Existing and Proposed Space, 2015 - 2021

Laney College

Cumulative Summary of Existing and Proposed Areas, 2015-2021

Priority and Year of Occupancy (a)	Classroom 100's (b)	Laboratory 200's (c)	Office 300's (d)	Library 400's (e)	AV Radio TV 530 - 535 (f)	P.E. 520 - 525 (g)	Assembly 610 - 625 (h)	Inactive 050 - 070 (i)	All Other Areas (j)	Total ASF (k)
Total ASF	43,704	135,523	47,339	24,716	2,145	48,704	11,223	1,414	50,537	365,305
6 2018/2019 Learning Resource Center		-5,114 130,409	-1,408 45,931	16,842 41,558	6,684 8,829				872 51,409	17,876 383,181
9 2020/2021 New Science/Math Building	5,658 49,362	9,176 139,585	-254 45,677	500 42,058					-4,438 46,971	10,642 393,823
12 2019/2020 Modernize Theater Building	-61 49,301	-2,026 137,559	-22 45,655		740 9,569				3,053 50,024	1,684 395,507
17 2019/2020 Modernize Gym & Lockers - Bldgs 4, 10 & 13			-29 45,626						322 50,346	293 395,800
18 2020/2021 Remodel Old Library for Student Services			-1,224 44,402		695 10,264				-29,785 20,561	-30,314 365,486
Total Existing and Proposed Space	49,301	137,559	44,402	42,058	10,264	48,704	11,223	1,414	20,561	365,486

Capacity of Net Existing On-Campus ASF

Laney College

Classrooms, Classroom Service (Room Type 100's)

	Net ASF	ASF/100 WSCH	Capacity WSCH
Totals	43,704	47.3	92,397

Laboratories and Laboratory Service Areas (Room Types 210, 215, 220, 225, 230, 235, 255)

TOP Code/Description	Net ASF	ASF/100 WSCH	Capacity WSCH	TOP Code/Description	Net ASF	ASF/100 WSCH	Capacity WSCH
0100 Agriculture and Natural Resources		492		0956 Manufacturing and Industrial Technology	15,906	385	4,131
0116 Agricultural Power Equipment Technology		856		1000 Fine and Applied Arts	26,565	257	10,337
0200 Architecture and Related Technologies		257		1100 Foreign Language	553	150	369
0300 Environmental Sciences and Technologies		235		1200 Health		214	
0400 Biological Sciences	5,490	235	2,336	1300 Family and Consumer Sciences	6,113	257	2,379
0500 Business and Management	3,337	128	2,607	1400 Law		150	
0600 Media and Communications	4,009	214	1,873	1500 Humanities (Letters)	1,133	150	755
0700 Information Technology	7,893	171	4,616	1600 Library Science		150	
0800 Education		321		1700 Mathematics	2,358	150	1,572
0900 Engineering & Industrial Technologies	16,718	321	5,208	1800 Military Studies		214	
0945 Industrial Systems Technology and Mainte	7,297	556	1,312	1900 Physical Sciences	8,641	257	3,362
0946 Environmental Control Technology (HVAC)		556		2000 Psychology		150	
0947 Diesel Technology		856		2100 Public and Protective Services		214	
0948 Automotive Technology		856		2200 Social Sciences	990	150	660
0949 Automotive Collison Repair		856		3000 Commercial Services	4,984	214	2,329
0950 Aeronautical and Aviation Technology		749		4900 Interdisciplinary Studies	11,975	257	4,660
0952 Construction Crafts Technology	11,561	749	1,544				
				Totals	135,523		50,050
				Campus Avg Lab ASF/100 WSCH		271	

Office and Office Service Areas (Room Type 300's)

	Net ASF	ASF per FTE	Capacity FTE
Totals	47,339	140	338

Project Intent And Scope

Laney College

Page 70

District Priority : **2 Modernize Student Center (Bldg 12)**

Project Type : Site Acquisition New Construction Reconstruction
 Replacement Infrastructure Equipment

Total Estimated Costs : \$23,000,000

Anticipated Source(s) of Funds : Non-State

Type of construction :

Seismic Retrofit :

If Existing - Age :

If Existing - Condition :

Anticipated Time Schedule

	Land Acquisition	Preliminary Plans	Working Drawing	Construction	Equipment	Occupancy
Year		2010/2011	2011/2012	2012/2013	2013/2014	2015/2016
Estimated Cost		\$300,000	\$1,520,000	\$19,680,000	\$1,500,000	

Explain why this project is needed:

This project renovates the student center which houses the cafeteria, bookstore, and student activities functions. There is no change in the ASF usage.

Project Intent And Scope

Laney College

District Priority No.: **2 Modernize Student Center (Bldg 12)**

Outline of Project Space - Buildings and Remodelings

	Classroom Type 100's	Laboratory 210 - 255	Office Type 300's	Library Type 400's	AV - TV 530 - 535	All Other	Total ASF
Project Primary							
Project Secondary							
Project Net ASF							0

Project Net Capacity

	Net ASF	ASF/100 WSCH	Capacity WSCH
Classrooms, Classroom Service (Room Type 100's)			
Classroom Totals	0	47.3	0

Laboratories and Laboratory Service Areas (Room Types 210, 215, 220, 225, 230, 235, 255)

Primary Effect				Secondary Effect			
TOP Code/Description	Net ASF	ASF/100 WSCH	Capacity WSCH	TOP Code/Description	Net ASF	ASF/100 WSCH	Capacity WSCH
Laboratory Totals					0		0

	Net ASF	ASF per FTE	Capacity FTE
Office and Office Service Areas (Room Type 300's)			
Office Totals	0	140	0.00

Project Intent And Scope

Laney College

Page 72

District Priority : **6 Learning Resource Center**

Project Type : Site Acquisition New Construction Reconstruction
 Replacement Infrastructure Equipment

Total Estimated Costs : \$70,505,000

Anticipated Source(s) of Funds : State and Non-State

Type of construction :

Seismic Retrofit :

If Existing - Age :

If Existing - Condition :

Anticipated Time Schedule

	Land Acquisition	Preliminary Plans	Working Drawing	Construction	Equipment	Occupancy
Year		2015/2016	2015/2016	2016/2017	2016/2017	2018/2019
Estimated Cost		\$2,301,000	\$2,337,000	\$64,131,000	\$1,736,000	

Explain why this project is needed:

The Laney Library, Building 11, was originally constructed in 1971. The building houses the main library resources for this large inner city campus. Laney is the largest of the four Peralta Colleges.

This project constructs a new Library and Learning Resource Center to meet the learning resources of this large inner city campus and it includes the removal of the existing 30,954 ASF/46,749 Library building (Bldg No. 11) by replacing it with a new building with 48,830ASF / 71,809GSF improving its effectiveness for today's usage as well as correcting the issues related to the structure, HVAC, electrical, plumbing, and other building systems.

Project Intent And Scope

Laney College

District Priority No.: **6 Learning Resource Center**

Outline of Project Space - Buildings and Remodelings

	Classroom Type 100's	Laboratory 210 - 255	Office Type 300's	Library Type 400's	AV - TV 530 - 535	All Other	Total ASF
Project Primary			1,066	37,904	8,179	1,681	48,830
Project Secondary		-5,114	-2,474	-21,062	-1,495	-809	-30,954
Project Net ASF		-5,114	-1,408	16,842	6,684	872	17,876

Project Net Capacity

Classrooms, Classroom Service (Room Type 100's)	Net ASF	ASF/100 WSCH	Capacity WSCH
Classroom Totals	0	47.3	0

Laboratories and Laboratory Service Areas (Room Types 210, 215, 220, 225, 230, 235, 255)

Primary Effect				Secondary Effect			
TOP Code/Description	Net ASF	ASF/100 WSCH	Capacity WSCH	TOP Code/Description	Net ASF	ASF/100 WSCH	Capacity WSCH
				4900 General Studies	-5,114	257	-1,990
				Laboratory Totals	-5,114		-1,990

Office and Office Service Areas (Room Type 300's)	Net ASF	ASF per FTE	Capacity FTE
Office Totals	-1,408	140	-10.06

Project Intent And Scope

Laney College

Page 74

District Priority : **9 New Science/Math Building**

Project Type : Site Acquisition New Construction Reconstruction
 Replacement Infrastructure Equipment

Total Estimated Costs : \$34,994,000

Anticipated Source(s) of Funds : State and Non-State

Type of construction :

Seismic Retrofit :

If Existing - Age :

If Existing - Condition :

Anticipated Time Schedule

	Land Acquisition	Preliminary Plans	Working Drawing	Construction	Equipment	Occupancy
Year		2017/2018	2017/2018	2018/2019	2018/2019	2020/2021
Estimated Cost		\$1,178,000	\$1,324,000	\$30,582,000	\$1,910,000	

Explain why this project is needed:

The existing science laboratories are outdated, overcrowded, and insufficient to meet the growing demand and changed pedagogy of the science programs. In addition the science programs are located primarily in Buildings A and B constructed in 1971 that have experienced significant wear and tear over the past 40 years. This project constructs a new 41,248 ASF building to consolidate the science lab and lecture facilities in a single building to provide a new STEM Center for collaboration between math and science programs.

Project Intent And Scope

Laney College

District Priority No.: **9 New Science/Math Building**

Outline of Project Space - Buildings and Remodelings

	Classroom Type 100's	Laboratory 210 - 255	Office Type 300's	Library Type 400's	AV - TV 530 - 535	All Other	Total ASF
Project Primary	14,113	24,297	980	500		1,358	41,248
Project Secondary	-8,455	-15,121	-1,234			-5,796	-30,606
Project Net ASF	5,658	9,176	-254	500		-4,438	10,642

Project Net Capacity

	Net ASF	ASF/100 WSCH	Capacity WSCH
Classrooms, Classroom Service (Room Type 100's)			
Classroom Totals	5,658	47.3	11,962

Laboratories and Laboratory Service Areas (Room Types 210, 215, 220, 225, 230, 235, 255)

Primary Effect				Secondary Effect			
TOP Code/Description	Net ASF	ASF/100 WSCH	Capacity WSCH	TOP Code/Description	Net ASF	ASF/100 WSCH	Capacity WSCH
0400 Biological Sciences	2,482	235	1,056	0400 Biological Sciences	-3,936	235	-1,675
0400 Biology, General	9,136	235	3,888				
0400 Microbiology	1,980	235	843				
1900 Chemistry, General	6,255	257	2,434				
1900 Geology	1,968	257	766				
1900 Other Physical Sciences	1,248	257	486				
1900 Physics, General	1,228	257	478	1900 Physical Sciences	-11,185	257	-4,352
				Laboratory Totals	9,176		3,922

	Net ASF	ASF per FTE	Capacity FTE
Office and Office Service Areas (Room Type 300's)			
Office Totals	-254	140	-1.81

Project Intent And Scope

Laney College

Page 76

District Priority : **12 Modernize Theater Building**

Project Type : Site Acquisition New Construction Reconstruction
 Replacement Infrastructure Equipment

Total Estimated Costs : \$20,595,000

Anticipated Source(s) of Funds : State and Non-State

Type of construction :

Seismic Retrofit :

If Existing - Age :

If Existing - Condition :

Anticipated Time Schedule

	Land Acquisition	Preliminary Plans	Working Drawing	Construction	Equipment	Occupancy
Year		2017/2018	2017/2018	2018/2019	2018/2019	2019/2020
Estimated Cost		\$795,000	\$895,000	\$18,559,000	\$346,000	

Explain why this project is needed:

Bldg 15 houses the campus theater and the Dramatic Arts and Media/Communications programs. The building was constructed in 1975, and has had no major renovation work in its 31 years. Changes in programs supporting the media arts have brought about the need to reconfigure spaces in the building. Lighting systems and stage support systems have changed significantly. Heating and ventilation, and electrical systems have outlived their effectiveness. Electrical systems are often overloaded out of necessity. Restrooms are limited and in poor condition.

Project Intent And Scope

Laney College

District Priority No.: **12 Modernize Theater Building**

Outline of Project Space - Buildings and Remodelings

	Classroom Type 100's	Laboratory 210 - 255	Office Type 300's	Library Type 400's	AV - TV 530 - 535	All Other	Total ASF
Project Primary	934	4,226	1,029		740	13,210	20,139
Project Secondary	-995	-6,252	-1,051			-10,157	-18,455
Project Net ASF	-61	-2,026	-22		740	3,053	1,684

Project Net Capacity

	Net ASF	ASF/100 WSCH	Capacity WSCH
Classrooms, Classroom Service (Room Type 100's)			
Classroom Totals	-61	47.3	-129

Laboratories and Laboratory Service Areas (Room Types 210, 215, 220, 225, 230, 235, 255)

Primary Effect				Secondary Effect			
TOP Code/Description	Net ASF	ASF/100 WSCH	Capacity WSCH	TOP Code/Description	Net ASF	ASF/100 WSCH	Capacity WSCH
0600 Other Media and Communications	833	214	389	0600 Other Media and Communications	-2,789	214	-1,303
1000 Dramatic Arts	3,393	257	1,320	1000 Dramatic Arts	-3,463	257	-1,347
				Laboratory Totals	-2,026		-941

	Net ASF	ASF per FTE	Capacity FTE
Office and Office Service Areas (Room Type 300's)			
Office Totals	-22	140	-0.16

Project Intent And Scope

Laney College

District Priority : **17 Modernize Gym & Lockers - Bldgs 4, 10 & 13**

Project Type : Site Acquisition New Construction Reconstruction
 Replacement Infrastructure Equipment

Total Estimated Costs : \$12,314,000

Anticipated Source(s) of Funds : Non-State

Type of construction :

Seismic Retrofit :

If Existing - Age :

If Existing - Condition :

Anticipated Time Schedule

	Land Acquisition	Preliminary Plans	Working Drawing	Construction	Equipment	Occupancy
Year		2017/2018	2017/2018	2018/2019	2018/2019	2019/2020
Estimated Cost		\$435,000	\$527,000	\$11,304,000	\$48,000	

Explain why this project is needed:

The gymnasium at Laney College consists of two linked buildings: the main gym (Bldg 10) and the locker/showers (Bldg 13) and Bldg C (Bldg 4). Bldg 10 was constructed in 1971 and consists of 14160 ASF/16,570 GSF; Bldg 13 was constructed in 1971 and consists of 14,119 ASF/18,100 GSF; Bldg 4 was constructed in 1971 and consist of 5,458 ASF/7,491 GSF. These three joined buildings are used for delivery of instruction in physical education, wellness, dance, and fitness. The weight room is undersized for the number of machines and students using it at one time. Due to the lack of other appropriate facilities, yoga (a popular offering) is offered in the same space where the weight training equipment is located. Its current configuration is not conducive or safe for this shared usage.

The main gymnasium floor area needs to be reconfigured and modernized to provide flexibility for the number and type of classes that take place in it today. Constructed in the 60s it was not designed to accommodate the ability to conduct concurrent activities. For safety reasons, the number of students in a class has to be restricted. Indoor volleyball, basketball, badminton, and the like are detrimentally affected. In addition, there is no instructional technology support to support instructors.

On the other hand, the lockers are so large for the demands of today. Modern fitness facilities are needed to respond to the upswing in the demand for fitness and wellness.

The gymnasium needs to be reconfigured and modernized to provide flexibility for the number and type of classes that take place in it today. There is no instructional technology support to support instructors.

Finally, this building has many PE service support spaces that currently are not used effectively. These spaces need to be reconfigured and reorganized to be to be effective in meeting the instructional program and the faculty/student needs.

Project Intent And Scope

Laney College

District Priority No.: **17 Modernize Gym & Lockers - Bldgs 4, 10 & 13**

Outline of Project Space - Buildings and Remodelings

	Classroom Type 100's	Laboratory 210 - 255	Office Type 300's	Library Type 400's	AV - TV 530 - 535	All Other	Total ASF
Project Primary			1,500			32,530	34,030
Project Secondary			-1,529			-32,208	-33,737
Project Net ASF			-29			322	293

Project Net Capacity

	Net ASF	ASF/100 WSCH	Capacity WSCH
Classrooms, Classroom Service (Room Type 100's)			
Classroom Totals	0	47.3	0

Laboratories and Laboratory Service Areas (Room Types 210, 215, 220, 225, 230, 235, 255)

Primary Effect				Secondary Effect			
TOP Code/Description	Net ASF	ASF/100 WSCH	Capacity WSCH	TOP Code/Description	Net ASF	ASF/100 WSCH	Capacity WSCH
Laboratory Totals					0		0

	Net ASF	ASF per FTE	Capacity FTE
Office and Office Service Areas (Room Type 300's)			
Office Totals	-29	140	-0.21

Project Intent And Scope

Laney College

District Priority : **18 Remodel Old Library for Student Services**

Project Type : Site Acquisition New Construction Reconstruction
 Replacement Infrastructure Equipment

Total Estimated Costs : \$12,879,000

Anticipated Source(s) of Funds : Non-State

Type of construction :

Seismic Retrofit :

If Existing - Age :

If Existing - Condition :

Anticipated Time Schedule

	Land Acquisition	Preliminary Plans	Working Drawing	Construction	Equipment	Occupancy
Year		2017/2018	2017/2018	2018/2019	2018/2019	2020/2021
Estimated Cost		\$504,000	\$621,000	\$11,678,000	\$76,000	

Explain why this project is needed:

This project will consolidate all student services functions in one location and provide for additional campus infrastructure by including a new chiller plant. It activates space that is unassigned as a result of the construction of the new library building. In addition, the project results in the demolition of about 30,000 ASF of other building space on the campus. The functions in the spaces demolished are integrated into other buildings as a part of the campus's master plan in effect backfilling the spaces vacated by the student services functions as well as filling out the use of the unassigned space in the old library. The new student center building will consist of 17,663 ASF of consolidated student services, 4,748 ASF of relocated specialized instructional labs, approximately 5,000 ASF of new chiller and mechanical space. Due to the changing nature in the use of the interior of the building the available ASF is expected to diminish to provide for increased circulation space.

District Priority No.: **18 Remodel Old Library for Student Services**

Outline of Project Space - Buildings and Remodelings

	Classroom Type 100's	Laboratory 210 - 255	Office Type 300's	Library Type 400's	AV - TV 530 - 535	All Other	Total ASF
Project Primary		4,748	14,919	207	2,122	4,582	26,578
Project Secondary		-4,748	-16,143	-207	-1,427	-34,367	-56,892
Project Net ASF			-1,224		695	-29,785	-30,314

Project Net Capacity

Classrooms, Classroom Service (Room Type 100's)	Net ASF	ASF/100 WSCH	Capacity WSCH
Classroom Totals	0	47.3	0

Laboratories and Laboratory Service Areas (Room Types 210, 215, 220, 225, 230, 235, 255)

Primary Effect				Secondary Effect			
TOP Code/Description	Net ASF	ASF/100 WSCH	Capacity WSCH	TOP Code/Description	Net ASF	ASF/100 WSCH	Capacity WSCH
0900 Electronics and Electric Technology	4,110	321	1,280	0900 Electronics and Electric Technology	-4,110	321	-1,280
1500 Humanities (Letters)	638	150	425	1500 Humanities (Letters)	-638	150	-425
Laboratory Totals					0		0

Office and Office Service Areas (Room Type 300's)	Net ASF	ASF per FTE	Capacity FTE
Office Totals	-1,224	140	-8.74



PERALTA COMMUNITY COLLEGE DISTRICT
Office of General Services

Laney College

Space Inventory

Room Detail Report

(by building)

343 Laney College**Building: 1 ADMINISTRATION TOWER**

Room #	A-Z	Room Type	ASF	Stations	Dept	Prog	TOP/Service and Support	Record Status
100	A	310 Office	56	1		63	6010 Academic Administration	A
B 101		310 Office	243	2	53	65	6530 Custodial Services	A
102		315 Office Service	133			63	6791 General Administration Services	A
103		625 Exhibition Service	90			42	6140 Museums and Galleries	A
B 105		310 Office	150	1	53	65	6530 Custodial Services	A
106		315 Office Service	176			64	6770 Logistical Services	A
B 112		730 Storage	300			64	6770 Logistical Services	A
150		620 Exhibition	624		42	42	6140 Museums and Galleries	A
B 150		730 Storage	326			65	6530 Custodial Services	A
151		310 Office	114	1	42	62	6720 Fiscal Operations	A
B 151		650 Lounge	463			65	6530 Custodial Services	A
201		410 Read/Study Room	713	12		53	6399 Other Counseling and Guidance	A
201	A	430 Library - Electronic Carrels	270	6		53	6399 Other Counseling and Guidance	A
202		310 Office	132	1		53	6399 Other Counseling and Guidance	A
203		310 Office	132	1		53	6310 Counseling Services	A
204		310 Office	132	1		53	6399 Other Counseling and Guidance	A
205		715 DP/Computer Service	132			64	6780 Management Information Services	A
206		310 Office	132	1		53	6399 Other Counseling and Guidance	A
207		310 Office	122	1		62	6720 Fiscal Operations	A
208		310 Office	312	1		53	6399 Other Counseling and Guidance	A
209		310 Office	112	1		62	6720 Fiscal Operations	A
211		310 Office	112	1		62	6720 Fiscal Operations	A
213		310 Office	312	1		62	6720 Fiscal Operations	A

Room Detail Report

(by building)

343 Laney College**Building: 1 ADMINISTRATION TOWER**

Room #	A-Z	Room Type	ASF	Stations	Dept	Prog	TOP/Service and Support	Record Status
213	A	310 Office	142	1		62	6720 Fiscal Operations	A
250		880 Public Waiting	140	9	46	55	6440 Health Services	A
252		870 Supplies	34		46	55	6440 Health Services	A
253		310 Office	99	1	54	64	6791 General Administration Services	A
254		310 Office	150	1	46	55	6440 Health Services	A
255		850 Treatment	139	1	46	55	6440 Health Services	A
256		870 Supplies	32		54	55	6440 Health Services	A
301		310 Office	280	2	42	53	6310 Counseling Services	A
301	A	315 Office Service	45			53	6310 Counseling Services	A
302		310 Office	111	1	42	53	6310 Counseling Services	A
304		310 Office	115	1	42	53	6310 Counseling Services	A
305		310 Office	115	1	42	53	6310 Counseling Services	A
306		310 Office	115	1	42	53	6310 Counseling Services	A
307		310 Office	115	1	42	53	6310 Counseling Services	A
308		310 Office	115	2	42	53	6310 Counseling Services	A
309		310 Office	115	1	42	53	6310 Counseling Services	A
310		310 Office	115	1	42	53	6310 Counseling Services	A
311		310 Office	115	1	42	53	6310 Counseling Services	A
312		310 Office	115	1	42	53	6310 Counseling Services	A
313		310 Office	115	1	42	53	6310 Counseling Services	A
314		310 Office	115	1	42	53	6310 Counseling Services	A
315		310 Office	115	1	42	53	6310 Counseling Services	A
316		310 Office	312	1	42	53	6310 Counseling Services	A

Room Detail Report

(by building)

343 Laney College**Building: 1 ADMINISTRATION TOWER**

Room #	A-Z	Room Type	ASF	Stations	Dept	Prog	TOP/Service and Support	Record Status
317		310 Office	312	2	42	53	6310 Counseling Services	A
350		590 Other	183	4	42	53	6399 Other Counseling and Guidance	A
351		310 Office	204	1	42	53	6399 Other Counseling and Guidance	A
352		680 Meeting Room	234	6		53	6791 General Administration Services	A
401		310 Office	300	3	17	11	0099 General Assignment	A
402		310 Office	132	2	17	11	0099 General Assignment	A
403		310 Office	132	3	17	11	0099 General Assignment	A
404		310 Office	132	1	17	11	0099 General Assignment	A
405		310 Office	132	2	17	11	0099 General Assignment	A
406		310 Office	132	2	17	11	0099 General Assignment	A
407		310 Office	132	2	17	11	0099 General Assignment	A
408		310 Office	271	4	17	11	0099 General Assignment	A
409		310 Office	132	2	17	11	0099 General Assignment	A
410		310 Office	132	2	44	11	0099 General Assignment	A
411		310 Office	132	2	17	11	0099 General Assignment	A
412		310 Office	132	2		11	0099 General Assignment	A
413		310 Office	449	6	17	11	0099 General Assignment	A
414		310 Office	312	1		11	0099 General Assignment	A
416		310 Office	120	1	44	11	0099 General Assignment	A
450		650 Lounge	721		54	66	6750 Staff Development	A
501		310 Office	300	3	29	11	0099 General Assignment	A
502		310 Office	132	2	23	11	0099 General Assignment	A
503		310 Office	132	2	29	11	0099 General Assignment	A

Room Detail Report

(by building)

343 Laney College**Building: 1 ADMINISTRATION TOWER**

Room #	A-Z	Room Type	ASF	Stations	Dept	Prog	TOP/Service and Support	Record Status
504		310 Office	132	2	22	11	0099 General Assignment	A
505		715 DP/Computer Service	132		29	64	6780 Management Information Services	A
506		310 Office	132	2	37	11	0099 General Assignment	A
507		310 Office	132	2	29	11	0099 General Assignment	A
508		310 Office	132	2	37	11	0099 General Assignment	A
509		310 Office	132	2	29	11	0099 General Assignment	A
510		310 Office	132	2	22	11	0099 General Assignment	A
511		310 Office	132	2	29	11	0099 General Assignment	A
512		310 Office	132	2	59	11	0099 General Assignment	A
513		310 Office	449	6	26	11	0099 General Assignment	A
514		310 Office	449	6	44	11	0099 General Assignment	A
550		310 Office	276	2		11	0099 General Assignment	A
551		310 Office	215	2	45	11	0099 General Assignment	A
552		310 Office	240	1	45	11	0099 General Assignment	A
601		310 Office	296	3		11	0099 General Assignment	A
602		310 Office	132	2		11	0099 General Assignment	A
603		310 Office	132	2		11	0099 General Assignment	A
604		310 Office	132	2		11	0099 General Assignment	A
605		310 Office	132	2		11	0099 General Assignment	A
606		310 Office	132	2		11	0099 General Assignment	A
607		310 Office	132	2		11	0099 General Assignment	A
608		310 Office	132	2		11	0099 General Assignment	A
609		310 Office	132	2		11	0099 General Assignment	A

Room Detail Report

(by building)

343 Laney College**Building: 1 ADMINISTRATION TOWER**

Room #	A-Z	Room Type	ASF	Stations	Dept	Prog	TOP/Service and Support	Record Status
610		310 Office	132	2		11	0099 General Assignment	A
611		310 Office	132	2		11	0099 General Assignment	A
612		310 Office	132	2		11	0099 General Assignment	A
613		310 Office	449	6		11	0099 General Assignment	A
614		310 Office	449	6		11	0099 General Assignment	A
650		310 Office	184	1		64	6780 Management Information Services	A
651		710 Data Processing/Computer	467	16		66	6780 Management Information Services	A
701		310 Office	253	1		61	6010 Academic Administration	A
702		310 Office	132	1		61	6010 Academic Administration	A
703		310 Office	132	1		46	6010 Academic Administration	A
704		310 Office	132	1		46	6010 Academic Administration	A
705		310 Office	132	1		46	6010 Academic Administration	A
706		310 Office	132	1		46	6010 Academic Administration	A
707		310 Office	270	1		46	6010 Academic Administration	A
708		310 Office	132	1		46	6010 Academic Administration	A
709		310 Office	132	1		46	6010 Academic Administration	A
710		310 Office	271	1		46	6010 Academic Administration	A
711		310 Office	132	1		46	6010 Academic Administration	A
712		310 Office	132	1		46	6010 Academic Administration	A
713		310 Office	132	1		46	6010 Academic Administration	A
714		310 Office	312	1		46	6010 Academic Administration	A
715		310 Office	312	1		46	6010 Academic Administration	A
716		310 Office	131	1		46	6010 Academic Administration	A

Room Detail Report

(by building)

343 Laney College**Building: 1 ADMINISTRATION TOWER**

Room #	A-Z	Room Type	ASF	Stations	Dept	Prog	TOP/Service and Support	Record Status
716	A	310 Office	105	1		46	6010 Academic Administration	A
750		650 Lounge	234			66	6799 Other General Institutional Support Services	A
751		680 Meeting Room	448	30		46	6010 Academic Administration	A
801		680 Meeting Room	340	16	04	63	6791 General Administration Services	A
802		310 Office	132	1		61	6620 Management Planning Functions	A
803		310 Office	132	1	51	46	6010 Academic Administration	A
804		310 Office	132	1	50	61	6620 Management Planning Functions	A
805		315 Office Service	132		50	46	6010 Academic Administration	A
806		680 Meeting Room	271	13	50	63	6791 General Administration Services	A
807		310 Office	132	1	50	46	6010 Academic Administration	A
808		680 Meeting Room	177	4	50	61	6620 Management Planning Functions	A
808	A	310 Office	260	1	50	61	6791 General Administration Services	A
808	B	650 Lounge	100	6	50	61	6791 General Administration Services	A
808	C	919 Toilet/Bath	44		50	61	6791 General Administration Services	A
809		310 Office	132	2	50	46	6010 Academic Administration	A
811		310 Office	132	2	50	46	6010 Academic Administration	A
813		310 Office	132	1	50	61	6450 Student Personnel Administration	A
815		310 Office	200	1	50	61	6450 Student Personnel Administration	A
817		310 Office	142	1		61	6450 Student Personnel Administration	A
850		680 Meeting Room	721	30		63	6791 General Administration Services	A
901		730 Storage	3,384			64	6770 Logistical Services	A
Total Rooms: 136			29,607	332				

Room Detail Report

(by building)

**343 Laney College
Building: 2 BUILDING A**

Room #	A-Z	Room Type	ASF	Stations	Dept	Prog	TOP/Service and Support	Record Status
101		590 Other	1,320	30	16	55	6230 Admissions Activities	A
101	A	310 Office	543	4	16	55	6399 Other Counseling and Guidance	A
101	B	310 Office	261	2	16	55	6450 Student Personnel Administration	A
102		310 Office	150	2	16	55	6310 Counseling Services	A
103		315 Office Service	77		16	53	6310 Counseling Services	A
104		310 Office	134	2	16	52	6430 Extended Opportunity Programs and Services (EOPS)	A
105		680 Meeting Room	1,538	50	16	55	6499 Other Student Services	A
106		310 Office	1,472	7	50	52	6430 Extended Opportunity Programs and Services (EOPS)	A
106	A	315 Office Service	244		50	52	6430 Extended Opportunity Programs and Services (EOPS)	A
106	B	310 Office	296	1	50	52	6430 Extended Opportunity Programs and Services (EOPS)	A
106	C	315 Office Service	220		50	52	6430 Extended Opportunity Programs and Services (EOPS)	A
107		310 Office	125	1	50	52	6430 Extended Opportunity Programs and Services (EOPS)	A
108		310 Office	119	1	50	52	6430 Extended Opportunity Programs and Services (EOPS)	A
109		310 Office	1,328	12	16	52	6200 Admissions and Records	A
109	A	315 Office Service	173		16	52	6200 Admissions and Records	A
120		110 Classroom	552	34	16	11	0099 General Assignment	A
140		110 Classroom	400	30	55	12	0099 General Assignment	A
151		310 Office	143	3	55	12	0936 Printing and Lithography	A
152		210 Class Lab	2,902	50	55	12	0936 Printing and Lithography	A
152	A	215 Class Lab Service	143		55	12	0936 Printing and Lithography	A
152	B	215 Class Lab Service	368		55	12	0936 Printing and Lithography	A
152	D	215 Class Lab Service	166		55	12	0936 Printing and Lithography	A
152	E	215 Class Lab Service	102		55	12	0936 Printing and Lithography	A

Room Detail Report

(by building)

**343 Laney College
Building: 2 BUILDING A**

Room #	A-Z	Room Type	ASF	Stations	Dept	Prog	TOP/Service and Support	Record Status
152	F	715 DP/Computer Service	180		55	64	6780 Management Information Services	A
152	G	715 DP/Computer Service	127		55	64	6780 Management Information Services	A
153		210 Class Lab	994	26	55	12	0936 Printing and Lithography	A
153	A	210 Class Lab	785	7	55	12	0936 Printing and Lithography	A
153	B	310 Office	86	1	55	12	0936 Printing and Lithography	A
153	C	410 Read/Study Room	182	12	55	12	0936 Printing and Lithography	A
153	D	215 Class Lab Service	400			12	0936 Printing and Lithography	A
153	F	215 Class Lab Service	256		55	12	0936 Printing and Lithography	A
154		210 Class Lab	1,100	20	55	12	0936 Printing and Lithography	A
154	A	215 Class Lab Service	250		55	12	0936 Printing and Lithography	A
162		210 Class Lab	531	30	32	12	1011 Photography	A
164		215 Class Lab Service	49		32	12	1011 Photography	A
165		215 Class Lab Service	49		32	12	1011 Photography	A
166		215 Class Lab Service	49		32	12	1011 Photography	A
167		215 Class Lab Service	50		32	12	1011 Photography	A
168		215 Class Lab Service	109		32	12	1011 Photography	A
169		215 Class Lab Service	54		32	12	1011 Photography	A
170		215 Class Lab Service	54		32	12	1011 Photography	A
171		215 Class Lab Service	54		32	12	1011 Photography	A
172		215 Class Lab Service	54		32	12	1011 Photography	A
173		215 Class Lab Service	54		32	12	1011 Photography	A
174		215 Class Lab Service	105		32	12	1011 Photography	A
175		215 Class Lab Service	49		32	12	1011 Photography	A

Room Detail Report

(by building)

**343 Laney College
Building: 2 BUILDING A**

Room #	A-Z	Room Type	ASF	Stations	Dept	Prog	TOP/Service and Support	Record Status
176		215 Class Lab Service	79		32	12	1011 Photography	A
177		215 Class Lab Service	101		32	12	1011 Photography	A
178		215 Class Lab Service	288		32	12	1011 Photography	A
179		210 Class Lab	729	38	32	12	1011 Photography	A
179	A	215 Class Lab Service	100		32	12	1011 Photography	A
180		210 Class Lab	722	36	32	12	1011 Photography	A
180	A	215 Class Lab Service	74		32	12	1011 Photography	A
181		215 Class Lab Service	35		32	12	1011 Photography	A
182		215 Class Lab Service	33		32	12	1011 Photography	A
183		215 Class Lab Service	172		32	12	1011 Photography	A
184		215 Class Lab Service	189		32	12	1011 Photography	A
185		310 Office	144	2	32	12	1011 Photography	A
190		110 Classroom	341	12	13	12	0099 General Assignment	A
191		520 Athletics/Physical Education	347		13	12	0835 Physical Education	A
191	A	525 Athletic/Physical Ed Service	265			11	0835 Physical Education	A
192		525 Athletic/Physical Ed Service	2,543		13	12	0835 Physical Education	A
192	A	310 Office	62	1	13	12	0835 Physical Education	A
192	B	310 Office	121	1		11	0835 Physical Education	A
193		710 Data Processing/Computer	149		13	12	0835 Physical Education	A
201		310 Office	420	5		62	6720 Fiscal Operations	A
201	A	310 Office	162	1		62	6720 Fiscal Operations	A
201	A1	315 Office Service	36			62	6720 Fiscal Operations	A
201	B	315 Office Service	25			62	6720 Fiscal Operations	A

Room Detail Report

(by building)

**343 Laney College
Building: 2 BUILDING A**

Room #	A-Z	Room Type	ASF	Stations	Dept	Prog	TOP/Service and Support	Record Status
201	C	310 Office	112			62	6720 Fiscal Operations	A
202		310 Office	1,337	12		54	6460 Financial Aid	A
202	B	310 Office	141	1		54	6460 Financial Aid	A
202	C	315 Office Service	110			54	6460 Financial Aid	A
203		110 Classroom	1,306	48		11	0099 General Assignment	A
203	A	060 Alter/Conversion Area	143	1		11	0099 General Assignment	A
203	B	060 Alter/Conversion Area	344		02	11	0099 General Assignment	A
203	C	060 Alter/Conversion Area	180	1		11	0099 General Assignment	A
204		110 Classroom	986	28		11	0099 General Assignment	A
204	A	060 Alter/Conversion Area	78		02	11	1002 Art (Painting, Drawing and Sculpture)	A
204	B	060 Alter/Conversion Area	130	1	02	11	1002 Art (Painting, Drawing and Sculpture)	A
204	C	060 Alter/Conversion Area	120		02	64	6780 Management Information Services	A
233		110 Classroom	683	55	06	11	0099 General Assignment	A
235		210 Class Lab	1,355	28	06	11	1905 Chemistry, General	A
235	A	310 Office	137	2	06	11	1905 Chemistry, General	A
235	B	215 Class Lab Service	603		06	11	1905 Chemistry, General	A
235	C	215 Class Lab Service	99		06	11	1905 Chemistry, General	A
236		210 Class Lab	1,557	28	06	11	1905 Chemistry, General	A
236	A	310 Office	137	2	06	11	1905 Chemistry, General	A
237		210 Class Lab	1,300	24	06	11	1905 Chemistry, General	A
237	A	310 Office	140	2	06	11	1905 Chemistry, General	A
237	B	215 Class Lab Service	100			11	1905 Chemistry, General	A
239		110 Classroom	683	49	06	11	0099 General Assignment	A

Room Detail Report

(by building)

**343 Laney College
Building: 2 BUILDING A**

Room #	A-Z	Room Type	ASF	Stations	Dept	Prog	TOP/Service and Support	Record Status
266		110 Classroom	1,061	60	06	11	0099 General Assignment	A
269		730 Storage	169			64	6770 Logistical Services	A
270		310 Office	140	1	33	11	1501 English	A
271		210 Class Lab	990	28	22	11	2206 Geography	A
272		215 Class Lab Service	439		33	11	1902 Physics, General	A
273		110 Classroom	486	30	33	11	0099 General Assignment	A
274		210 Class Lab	1,000	28	33	11	1902 Physics, General	A
274	A	215 Class Lab Service	172		33	11	1902 Physics, General	A
275		310 Office	137	2	33	11	2206 Geography	A
276		310 Office	137	2	06	11	1905 Chemistry, General	A
277		210 Class Lab	1,200	24	06	11	1905 Chemistry, General	A
277	A	215 Class Lab Service	172		06	11	1905 Chemistry, General	A
278		215 Class Lab Service	322		06	11	1905 Chemistry, General	A
279		215 Class Lab Service	322		06	11	1905 Chemistry, General	A
Total Rooms: 106			44,062	878				

Room Detail Report

(by building)

**343 Laney College
Building: 3 BUILDING B**

Room #	A-Z	Room Type	ASF	Stations	Dept	Prog	TOP/Service and Support	Record Status
100		215 Class Lab Service	309		47	12	3007 Cosmetology and Barbering	A
101		210 Class Lab	1,468	42	47	12	3007 Cosmetology and Barbering	A
101	A	215 Class Lab Service	250		47	12	3007 Cosmetology and Barbering	A
102		215 Class Lab Service	444		47	12	3007 Cosmetology and Barbering	A
102	A	210 Class Lab	287	4		12	3007 Cosmetology and Barbering	A
102	B1	215 Class Lab Service	245			12	3007 Cosmetology and Barbering	A
103		210 Class Lab	1,317	42	47	12	3007 Cosmetology and Barbering	A
104		310 Office	92	1	47	12	3007 Cosmetology and Barbering	A
105		215 Class Lab Service	214		47	12	3007 Cosmetology and Barbering	A
106		310 Office	92	2	47	12	3007 Cosmetology and Barbering	A
111		215 Class Lab Service	85		47	12	3007 Cosmetology and Barbering	A
112		210 Class Lab	365	8	47	12	3007 Cosmetology and Barbering	A
120		215 Class Lab Service	444		19	12	0934 Electronics and Electric Technology	A
121		215 Class Lab Service	270		19	12	0934 Electronics and Electric Technology	A
122		310 Office	138	2	19	12	0934 Electronics and Electric Technology	A
123		210 Class Lab	2,606	24	19	12	0934 Electronics and Electric Technology	A
123	A	215 Class Lab Service	190		19	12	0934 Electronics and Electric Technology	A
123	B	210 Class Lab	600	20	19	12	0934 Electronics and Electric Technology	A
130		110 Classroom	910	55	19	12	0099 General Assignment	A
150		215 Class Lab Service	361		01	12	0945 Industrial Systems Technology and Maintenance	A
151		310 Office	146	3	01	12	0945 Industrial Systems Technology and Maintenance	A
152		210 Class Lab	5,886	16	01	12	0945 Industrial Systems Technology and Maintenance	A
152	A	215 Class Lab Service	462		01	12	0945 Industrial Systems Technology and Maintenance	A

Room Detail Report

(by building)

**343 Laney College
Building: 3 BUILDING B**

Room #	A-Z	Room Type	ASF	Stations	Dept	Prog	TOP/Service and Support	Record Status
152	B	210 Class Lab	494	20		12	0945 Industrial Systems Technology and Maintenance	A
152	C	310 Office	147	1		12	0945 Industrial Systems Technology and Maintenance	A
152	C1	215 Class Lab Service	94			12	0945 Industrial Systems Technology and Maintenance	A
153		110 Classroom	576	38	01	12	0099 General Assignment	A
154		720 Shop	328			65	6510 Building Maintenance and Operation Support	A
200		215 Class Lab Service	302		03	11	0401 Biology, General	A
201		210 Class Lab	958	30	03	11	0401 Biology, General	A
202		210 Class Lab	980	27	03	11	0401 Biology, General	A
203		210 Class Lab	1,009	27	03	11	0401 Biology, General	A
204		215 Class Lab Service	91		03	11	0401 Biology, General	A
204	A	215 Class Lab Service	99		03	11	0401 Biology, General	A
204	B	215 Class Lab Service	642		03	11	0401 Biology, General	A
204	C	215 Class Lab Service	45		03	11	0401 Biology, General	A
204	D	215 Class Lab Service	45		03	11	0401 Biology, General	A
205		215 Class Lab Service	163		03	11	0401 Biology, General	A
206		215 Class Lab Service	167		03	11	0401 Biology, General	A
207		210 Class Lab	989	27	03	11	0401 Biology, General	A
209		715 DP/Computer Service	169	2	03	64	6780 Management Information Services	A
210		110 Classroom	1,042	60	03	11	0099 General Assignment	A
251		110 Classroom	322	18	17	11	0099 General Assignment	A
252		110 Classroom	493	32	11	11	0099 General Assignment	A
253		110 Classroom	528	37	11	11	0099 General Assignment	A
256		110 Classroom	489	38	11	11	0099 General Assignment	A

Room Detail Report

(by building)

**343 Laney College
Building: 3 BUILDING B**

Room #	A-Z	Room Type	ASF	Stations	Dept	Prog	TOP/Service and Support	Record Status
257		110 Classroom	496	40	11	11	0099 General Assignment	A
258		310 Office	211	3	25	11	1501 English	A
260		210 Class Lab	638	29	17	11	1501 English	A
261		110 Classroom	486	23	17	11	0099 General Assignment	A
262		110 Classroom	488	36	17	11	0099 General Assignment	A
263		730 Storage	207		17	41	6120 Library	A
264		110 Classroom	649	50	17	11	0099 General Assignment	A
265		110 Classroom	486	35	11	11	0099 General Assignment	A
266		110 Classroom	490	33	17	11	0099 General Assignment	A
267		310 Office	211	5	03	11	0401 Biology, General	A
Total Rooms: 56			31,715	830				

Room Detail Report

(by building)

**343 Laney College
Building: 4 BUILDING C**

Room #	A-Z	Room Type	ASF	Stations	Dept	Prog	TOP/Service and Support	Record Status
100		520 Athletics/Physical Education	1,801		24	11	0835 Physical Education	A
100	A	525 Athletic/Physical Ed Service	99		24	11	0835 Physical Education	A
100	B	525 Athletic/Physical Ed Service	99		24	11	0835 Physical Education	A
101		730 Storage	475		07	64	6780 Management Information Services	A
102		520 Athletics/Physical Education	2,706		24	11	0835 Physical Education	A
102	A	525 Athletic/Physical Ed Service	107		24	11	0835 Physical Education	A
102	B	525 Athletic/Physical Ed Service	66		24	11	0835 Physical Education	A
109		730 Storage	105		54	64	6780 Management Information Services	A
Total Rooms: 8			5,458					

Room Detail Report

(by building)

**343 Laney College
Building: 5 BUILDING D**

Room #	A-Z	Room Type	ASF	Stations	Dept	Prog	TOP/Service and Support	Record Status
100		520 Athletics/Physical Education	2,426		24	11	1008 Dance	A
100	A	715 DP/Computer Service	81		24	64	6780 Management Information Services	A
102		720 Shop	614		53	65	7110 Current Operations	A
107		110 Classroom	682	50	24	11	0099 General Assignment	A
110		730 Storage	105		54	64	0099 General Assignment	A
200		110 Classroom	2,443	124	52	11	0099 General Assignment	A
Total Rooms: 6			6,351		174			

Room Detail Report

(by building)

**343 Laney College
Building: 6 BUILDING E**

Room #	A-Z	Room Type	ASF	Stations	Dept	Prog	TOP/Service and Support	Record Status
101		310 Office	332	3	21	12	1306 Nutrition, Foods, and Culinary Arts	A
102		210 Class Lab	1,417	30	21	12	1306 Nutrition, Foods, and Culinary Arts	A
103		110 Classroom	715	35	21	11	0099 General Assignment	A
104		215 Class Lab Service	286		21	12	1306 Nutrition, Foods, and Culinary Arts	A
105		110 Classroom	742	37	21	11	0099 General Assignment	A
106		550 Demonstration (Child Care)	1,180	35	21	12	1306 Nutrition, Foods, and Culinary Arts	A
106	C	550 Demonstration (Child Care)	635	15		12	1306 Nutrition, Foods, and Culinary Arts	A
106	D	555 Demonstration Service	24			12	1306 Nutrition, Foods, and Culinary Arts	A
107		310 Office	117	1	21	12	0099 General Assignment	A
108		215 Class Lab Service	110		21	12	1306 Nutrition, Foods, and Culinary Arts	A
109		215 Class Lab Service	110		21	12	1306 Nutrition, Foods, and Culinary Arts	A
110		215 Class Lab Service	68		21	12	1306 Nutrition, Foods, and Culinary Arts	A
110	A	215 Class Lab Service	38			12	1306 Nutrition, Foods, and Culinary Arts	A
111		215 Class Lab Service	97		21	12	1306 Nutrition, Foods, and Culinary Arts	A
112		215 Class Lab Service	247		21	12	1306 Nutrition, Foods, and Culinary Arts	A
113		210 Class Lab	1,190	20	21	12	1306 Nutrition, Foods, and Culinary Arts	A
116		210 Class Lab	855	12	21	12	1306 Nutrition, Foods, and Culinary Arts	A
118		210 Class Lab	1,275	20	21	12	1306 Nutrition, Foods, and Culinary Arts	A
121		215 Class Lab Service	84		21	12	1306 Nutrition, Foods, and Culinary Arts	A
121	A	215 Class Lab Service	73		21	12	1306 Nutrition, Foods, and Culinary Arts	A
122		310 Office	175	1		12	1306 Nutrition, Foods, and Culinary Arts	A
123		215 Class Lab Service	263			12	1306 Nutrition, Foods, and Culinary Arts	A
200		110 Classroom	644	49	34	11	0099 General Assignment	A

Room Detail Report

(by building)

**343 Laney College
Building: 6 BUILDING E**

Room #	A-Z	Room Type	ASF	Stations	Dept	Prog	TOP/Service and Support	Record Status
201	A	110 Classroom	500	41	22	11	0099 General Assignment	A
201	B	110 Classroom	600	38	22	11	0099 General Assignment	A
202		310 Office	200	2	22	11	4930 General Studies	A
202	A	210 Class Lab	553	33	22	11	1101 Foreign Languages, General	A
202	B	110 Classroom	485	35	22	11	0099 General Assignment	A
203		310 Office	319	5	52	11	4930 General Studies	A
204		110 Classroom	650	49	23	11	0099 General Assignment	A
205		650 Lounge	205	13	23	11	1501 English	A
207		110 Classroom	1,003	60	37	11	0099 General Assignment	A
210		050 Inactive Area	139	1	34	11	2201 Social Sciences, General	A
211		110 Classroom	1,070	54	34	11	0099 General Assignment	A
251		310 Office	457	1	50	55	6420 Disabled Students Programs and Services (DSPS)	A
251	-1	310 Office	96	1	50	55	6420 Disabled Students Programs and Services (DSPS)	A
251	A	310 Office	130	1	50	55	6420 Disabled Students Programs and Services (DSPS)	A
251	B	310 Office	130	1	50	55	6420 Disabled Students Programs and Services (DSPS)	A
251	C	315 Office Service	144		50	55	6420 Disabled Students Programs and Services (DSPS)	A
251	D	310 Office	130	1	50	55	6420 Disabled Students Programs and Services (DSPS)	A
251	E	310 Office	130	1	50	55	6420 Disabled Students Programs and Services (DSPS)	A
251	F	310 Office	130	1	50	55	6420 Disabled Students Programs and Services (DSPS)	A
253		310 Office	120	1	50	55	6420 Disabled Students Programs and Services (DSPS)	A
253	A	310 Office	130	1	50	55	6420 Disabled Students Programs and Services (DSPS)	A
253	B	310 Office	130	1	50	55	6420 Disabled Students Programs and Services (DSPS)	A
254		110 Classroom	650	43	52	11	0099 General Assignment	A

Room Detail Report

(by building)

**343 Laney College
Building: 6 BUILDING E**

Room #	A-Z	Room Type	ASF	Stations	Dept	Prog	TOP/Service and Support	Record Status
255		110 Classroom	1,609	80	39	11	0099 General Assignment	A
256		110 Classroom	497	31	39	11	0099 General Assignment	A
257		210 Class Lab	495	25	39	11	1501 English	A
259		530 Audio/Visual, Radio, TV	299	11	25	43	6130 Media Services	A
259	A	535 A/V, Radio, TV Service	85		50	43	6130 Media Services	A
260		310 Office	203	1	50	55	6420 Disabled Students Programs and Services (DSPS)	A
260	A	310 Office	130	1	50	55	6420 Disabled Students Programs and Services (DSPS)	A
260	B	310 Office	86	1	50	55	6420 Disabled Students Programs and Services (DSPS)	A
261		110 Classroom	560	30	25	11	0099 General Assignment	A
261	A	540 Clinic St Care	83	2		55	6420 Disabled Students Programs and Services (DSPS)	A
261	B	310 Office	89	1	50	55	6420 Disabled Students Programs and Services (DSPS)	A
262		710 Data Processing/Computer	163		25	64	6780 Management Information Services	A
262	A	050 Inactive Area	90			11	0099 General Assignment	A
262	B	050 Inactive Area	65	4		11	0099 General Assignment	A
Total Rooms: 60			23,232	829				

Room Detail Report

(by building)

**343 Laney College
Building: 7 BUILDING F**

Room #	A-Z	Room Type	ASF	Stations	Dept	Prog	TOP/Service and Support	Record Status
100		215 Class Lab Service	2,188		62	12	0956 Manufacturing and Industrial Technology	A
100	A	215 Class Lab Service	333		62	12	0956 Manufacturing and Industrial Technology	A
101		210 Class Lab	1,550	42	20	11	0701 Information Technology, General	A
102		210 Class Lab	1,550	42	20	11	0701 Information Technology, General	A
103		210 Class Lab	362	15	20	11	0701 Information Technology, General	A
104		210 Class Lab	659	23	20	11	0701 Information Technology, General	A
105		210 Class Lab	659	23	20	11	0701 Information Technology, General	A
106		310 Office	273	2	20	11	0701 Information Technology, General	A
150		215 Class Lab Service	800		62	12	0956 Manufacturing and Industrial Technology	A
151		215 Class Lab Service	97		62	12	0956 Manufacturing and Industrial Technology	A
152		210 Class Lab	3,255	40	62	12	0956 Manufacturing and Industrial Technology	A
152		215 Class Lab Service	547		62	12	0956 Manufacturing and Industrial Technology	A
152	B	215 Class Lab Service	170		62	12	0956 Manufacturing and Industrial Technology	A
152	C	215 Class Lab Service	170		62	12	0956 Manufacturing and Industrial Technology	A
152	D	210 Class Lab	1,063	17	62	12	0956 Manufacturing and Industrial Technology	A
153		210 Class Lab	1,277	18	62	12	0956 Manufacturing and Industrial Technology	A
153	A	310 Office	169	1	62	12	0956 Manufacturing and Industrial Technology	A
153	B	215 Class Lab Service	160	2	62	12	0956 Manufacturing and Industrial Technology	A
153	C	215 Class Lab Service	85		62	12	0956 Manufacturing and Industrial Technology	A
160		110 Classroom	361	27	62	12	0099 General Assignment	A
170	A	210 Class Lab	665	25		12	4930 General Studies	A
170	B	210 Class Lab	1,570	42		12	4930 General Studies	A
170	C	210 Class Lab	1,570	42		12	4930 General Studies	A

Room Detail Report

(by building)

**343 Laney College
Building: 7 BUILDING F**

Room #	A-Z	Room Type	ASF	Stations	Dept	Prog	TOP/Service and Support	Record Status
170	D	210 Class Lab	672	24		12	4930 General Studies	A
170	E	680 Meeting Room	366	24		12	0099 General Assignment	A
170	F	710 Data Processing/Computer	200			12	0099 General Assignment	A
170	G	215 Class Lab Service	260			11	4930 General Studies	A
200		110 Classroom	656	45	25	12	0099 General Assignment	A
201		220 Spec Class Lab	981	25	04	12	4930 General Studies	A
201	A	215 Class Lab Service	169		04	12	4930 General Studies	A
202		110 Classroom	996	55	04	12	0099 General Assignment	A
203		110 Classroom	1,001	75	04	12	0099 General Assignment	A
204		110 Classroom	650	39	04	12	0099 General Assignment	A
205		110 Classroom	1,007	40	04	12	0099 General Assignment	A
206		710 Data Processing/Computer	322		04	64	6780 Management Information Services	A
250		310 Office	523	4	04	12	0514 Office Technology/Office Computer Applications	A
251		210 Class Lab	1,020	33	04	12	0514 Office Technology/Office Computer Applications	A
252		210 Class Lab	993	32	04	12	0514 Office Technology/Office Computer Applications	A
253		210 Class Lab	1,000	32	04	12	0514 Office Technology/Office Computer Applications	A
254		310 Office	1,500	40	04	12	0514 Office Technology/Office Computer Applications	A
254	B	215 Class Lab Service	155		02	12	0514 Office Technology/Office Computer Applications	A
254	C	215 Class Lab Service	169		02	12	0514 Office Technology/Office Computer Applications	A
255		110 Classroom	656	45	25	11	0099 General Assignment	A
Total Rooms: 43			32,829	874				

Room Detail Report

(by building)

**343 Laney College
Building: 8 BUILDING G**

Room #	A-Z	Room Type	ASF	Stations	Dept	Prog	TOP/Service and Support	Record Status
100		215 Class Lab Service	361	28	28	12	0956 Manufacturing and Industrial Technology	A
101		210 Class Lab	4,181	25	28	12	0956 Manufacturing and Industrial Technology	A
101	A	310 Office	473	3	28	12	0956 Manufacturing and Industrial Technology	A
101	B	210 Class Lab	488	19	28	12	0956 Manufacturing and Industrial Technology	A
101	C	215 Class Lab Service	166		28	12	0956 Manufacturing and Industrial Technology	A
101	D	310 Office	137	1	28	12	0956 Manufacturing and Industrial Technology	A
101	E	215 Class Lab Service	188		28	12	0956 Manufacturing and Industrial Technology	A
120		410 Read/Study Room	358	12	28	12	0956 Manufacturing and Industrial Technology	A
130		210 Class Lab	1,180	36	57	12	0952 Construction Crafts Technology	A
130	A	310 Office	140	2	57	12	0956 Manufacturing and Industrial Technology	A
130	B	215 Class Lab Service	112		57	12	0956 Manufacturing and Industrial Technology	A
140		215 Class Lab Service	265		40	12	0956 Manufacturing and Industrial Technology	A
150		215 Class Lab Service	244		40	12	0952 Construction Crafts Technology	A
151		210 Class Lab	3,103	21	40	12	0952 Construction Crafts Technology	A
151	A	215 Class Lab Service	184		40	12	0952 Construction Crafts Technology	A
151	B	215 Class Lab Service	102		40	12	0952 Construction Crafts Technology	A
151	C	215 Class Lab Service	422			12	0952 Construction Crafts Technology	A
152		310 Office	140	2	40	12	0952 Construction Crafts Technology	A
153		110 Classroom	361	12	40	12	0099 General Assignment	A
154		210 Class Lab	1,114	20	57	12	0952 Construction Crafts Technology	A
154	A	215 Class Lab Service	113		57	12	0952 Construction Crafts Technology	A
160		210 Class Lab	4,349	25	05	12	0952 Construction Crafts Technology	A
160	A	215 Class Lab Service	240		05	12	0952 Construction Crafts Technology	A

Room Detail Report

(by building)

**343 Laney College
Building: 8 BUILDING G**

Room #	A-Z	Room Type	ASF	Stations	Dept	Prog	TOP/Service and Support	Record Status
160	B	215 Class Lab Service	115		05	12	0952 Construction Crafts Technology	A
160	C	310 Office	144	2	05	12	0952 Construction Crafts Technology	A
161		110 Classroom	540	35	05	12	0099 General Assignment	A
171		215 Class Lab Service	416		30	11	1004 Music	A
172		230 Individual Study Lab	86	1	30	11	1004 Music	A
173		230 Individual Study Lab	86	1	30	11	1004 Music	A
174		210 Class Lab	778	25	30	11	1004 Music	A
175		230 Individual Study Lab	77	1	30	11	1004 Music	A
176		230 Individual Study Lab	76	1	30	11	1004 Music	A
177		215 Class Lab Service	76	1	30	11	1004 Music	A
178		230 Individual Study Lab	78	2	30	11	1004 Music	A
179		230 Individual Study Lab	141	4	30	11	1004 Music	A
180		310 Office	352		30	11	1004 Music	A
181	A	210 Class Lab	1,785	100	30	11	1004 Music	A
181	B	215 Class Lab Service	269		30	11	1004 Music	A
182		230 Individual Study Lab	78	1	30	11	1004 Music	A
183		230 Individual Study Lab	128	1	30	11	1004 Music	A
184		310 Office	140	1	30	11	1004 Music	A
185		215 Class Lab Service	120		30	11	1004 Music	A
186		220 Spec Class Lab	152	2	30	11	1004 Music	A
187		220 Spec Class Lab	145	2	30	11	1004 Music	A
188		230 Individual Study Lab	79	1	30	11	1004 Music	A
189	A	210 Class Lab	1,796	65	30	11	1004 Music	A

Room Detail Report

(by building)

**343 Laney College
Building: 8 BUILDING G**

Room #	A-Z	Room Type	ASF	Stations	Dept	Prog	TOP/Service and Support	Record Status
190		215 Class Lab Service	177	5	30	11	1004 Music	A
191		110 Classroom	328	14	30	11	0099 General Assignment	A
201		210 Class Lab	1,710	50	26	11	1701 Mathematics, General	A
202	A	310 Office	176	4	26	11	1701 Mathematics, General	A
203		210 Class Lab	648	30	29	11	1701 Mathematics, General	A
204		410 Read/Study Room	212	4	29	11	1701 Mathematics, General	A
205		210 Class Lab	649	32	20	11	0701 Information Technology, General	A
206		110 Classroom	506	39	52	11	0099 General Assignment	A
207		110 Classroom	478	30	19	11	0099 General Assignment	A
208		730 Storage	213		10	11	0701 Information Technology, General	A
209		110 Classroom	637	42	29	11	0099 General Assignment	A
210		110 Classroom	507	35	52	11	0099 General Assignment	A
211		110 Classroom	502	27	52	11	0099 General Assignment	A
212		310 Office	213	4	10	12	0701 Information Technology, General	A
213		710 Data Processing/Computer	245			64	6770 Logistical Services	A
233		210 Class Lab	523	12	11	11	0602 Journalism	A
233	A	310 Office	112	1		11	0602 Journalism	A
234	A	215 Class Lab Service	62		11	11	0602 Journalism	A
236		215 Class Lab Service	168		11	12	0953 Drafting Technology	A
237		310 Office	125	1	11	12	0953 Drafting Technology	A
238		310 Office	108	2	11	12	0953 Drafting Technology	A
239		210 Class Lab	1,310	18	11	12	0953 Drafting Technology	A
240		210 Class Lab	1,296	18	11	12	0953 Drafting Technology	A

Room Detail Report

(by building)

**343 Laney College
Building: 8 BUILDING G**

Room #	A-Z	Room Type	ASF	Stations	Dept	Prog	TOP/Service and Support	Record Status
241		210 Class Lab	1,396	18	11	12	0953 Drafting Technology	A
242		310 Office	122	2	11	12	0953 Drafting Technology	A
243		310 Office	124	1	11	12	0953 Drafting Technology	A
246		110 Classroom	690	35	11	12	0099 General Assignment	A
266		110 Classroom	1,049	52	14	12	0099 General Assignment	A
267	A	710 Data Processing/Computer	196		14	64	6780 Management Information Services	A
270		210 Class Lab	974	17	14	12	4900 Interdisciplinary Studies	A
271		210 Class Lab	875	20		12	0701 Information Technology, General	A
272		210 Class Lab	972	36	20	12	0953 Drafting Technology	A
273		310 Office	210	1		11	0099 General Assignment	A
273	A	315 Office Service	152		20	12	0701 Information Technology, General	A
273	B	250 Non-Class Lab	90	3	20	12	0701 Information Technology, General	A
273	C	220 Spec Class Lab	92	4	20	12	0701 Information Technology, General	A
273	D	310 Office	195	3	20	12	0701 Information Technology, General	A
273	E	315 Office Service	90		20	12	0701 Information Technology, General	A
273	F	310 Office	155	3	20	12	0701 Information Technology, General	A
273	G	220 Spec Class Lab	87	4	20	12	0701 Information Technology, General	A
275		210 Class Lab	1,320	53	20	12	0701 Information Technology, General	A
Total Rooms: 87			45,772	1,072				

Room Detail Report

(by building)

**343 Laney College
Building: 9 FORUM**

Room #	A-Z	Room Type	ASF	Stations	Dept	Prog	TOP/Service and Support	Record Status
102	B	315 Office Service	85		00	53	6399 Other Counseling and Guidance	A
103	B	310 Office	110	1		71	6700 General Institutional Support Services	A
104	B	590 Other	505	2	00	64	6770 Logistical Services	A
200	A	110 Classroom	4,099	295	52	11	0099 General Assignment	A
Total Rooms: 4			4,799	298				

Room Detail Report

(by building)

**343 Laney College
Building: 10 GYMNASIUM**

Room #	A-Z	Room Type	ASF	Stations	Dept	Prog	TOP/Service and Support	Record Status
100		525 Athletic/Physical Ed Service	497		49	11	0835 Physical Education	A
101		525 Athletic/Physical Ed Service	497		49	11	0835 Physical Education	A
102		310 Office	133	1	49	11	0835 Physical Education	A
103		310 Office	140	2	49	11	0835 Physical Education	A
104		310 Office	147	2	49	11	0835 Physical Education	A
105		310 Office	128	2	49	11	0835 Physical Education	A
106		310 Office	147	2	49	11	0835 Physical Education	A
107		310 Office	132	2	49	11	0835 Physical Education	A
108		310 Office	135	2	49	11	0835 Physical Education	A
109		730 Storage	130	3	49	64	6780 Management Information Services	A
110		310 Office	114	1	49	11	0835 Physical Education	A
111		310 Office	112	1	49	11	0835 Physical Education	A
112		310 Office	341	2	49	11	0835 Physical Education	A
200		520 Athletics/Physical Education	8,856		49	11	0835 Physical Education	A
200	A	523 Athletic Spectator Seat	866	120	49	11	0835 Physical Education	A
200	B	523 Athletic Spectator Seat	1,705	300	49	11	0835 Physical Education	A
201		740 Vehicle Storage	273		49	65	6510 Building Maintenance and Operation Support	A
204		525 Athletic/Physical Ed Service	280		49	11	0835 Physical Education	A
Total Rooms: 18			14,633	440				

Room Detail Report

(by building)

**343 Laney College
Building: 11 LIBRARY**

Room #	A-Z	Room Type	ASF	Stations	Dept	Prog	TOP/Service and Support	Record Status
101		220 Spec Class Lab	933	55	43	41	4930 General Studies	A
102		535 A/V, Radio, TV Service	645		43	43	6120 Library	A
103		535 A/V, Radio, TV Service	169		43	43	6120 Library	A
104		220 Spec Class Lab	924	24	43	41	4930 General Studies	A
106		315 Office Service	81			43	6120 Library	A
108		315 Office Service	213		45	66	6750 Staff Development	A
109		310 Office	210	2	54	43	6130 Media Services	A
110		220 Spec Class Lab	893	42	45	41	4930 General Studies	A
110	A	310 Office	100	1	54	43	6130 Media Services	A
110	B	310 Office	109	3	54	43	6130 Media Services	A
110	C	310 Office	529	3	54	43	6130 Media Services	A
111		315 Office Service	695		54	43	6130 Media Services	A
114		440 Processing Room	1,575	6	43	41	6120 Library	A
114	A	715 DP/Computer Service	231			64	6780 Management Information Services	A
114	B	535 A/V, Radio, TV Service	382		54	43	6130 Media Services	A
115		535 A/V, Radio, TV Service	231		43	41	6120 Library	A
117		455 Study Service	55			41	6120 Library	A
200		440 Processing Room	1,123	3		41	6120 Library	A
200		430 Library - Electronic Carrels	3,492	24	43	41	6120 Library	A
200		420 Stack	1,141	12	43	41	6120 Library	A
200		430 Library - Electronic Carrels	657	10	43	41	6120 Library	A
200		440 Processing Room	1,244	23	43	41	6120 Library	A
200		440 Processing Room	1,326	11	43	41	6120 Library	A

Room Detail Report

(by building)

**343 Laney College
Building: 11 LIBRARY**

Room #	A-Z	Room Type	ASF	Stations	Dept	Prog	TOP/Service and Support	Record Status
200	A	730 Storage	156			64	6780 Management Information Services	A
201		410 Read/Study Room	146	3		41	6120 Library	A
202		310 Office	153	1	43	41	6120 Library	A
203		535 A/V, Radio, TV Service	68		43	41	6120 Library	A
300		410 Read/Study Room	1,080	60	43	41	6120 Library	A
300		420 Stack	360			41	6120 Library	A
300		420 Stack	768			41	6120 Library	A
300		410 Read/Study Room	936	40		41	6120 Library	A
300		420 Stack	720			41	6120 Library	A
300		420 Stack	360			41	6120 Library	A
304		410 Read/Study Room	131	5	43	41	6120 Library	A
305		530 Audio/Visual, Radio, TV	266	12	43	41	6120 Library	A
306		310 Office	128	1	43	41	6120 Library	A
307		410 Read/Study Room	128	7	43	41	6120 Library	A
308		310 Office	128	1	43	41	6120 Library	A
309		410 Read/Study Room	128	7	43	41	6120 Library	A
310		310 Office	128	1	43	41	6120 Library	A
311		410 Read/Study Room	128	5	43	41	6120 Library	A
312		410 Read/Study Room	263	23	43	41	6120 Library	A
313		410 Read/Study Room	128	4	43	41	6120 Library	A
400		420 Stack	840		43	41	6120 Library	A
400		410 Read/Study Room	2,100	64	00	41	6120 Library	A
400		410 Read/Study Room	304	18		41	6120 Library	A

Room Detail Report

(by building)

**343 Laney College
Building: 11 LIBRARY**

Room #	A-Z	Room Type	ASF	Stations	Dept	Prog	TOP/Service and Support	Record Status
400		420 Stack	840			41	6120 Library	A
400		220 Spec Class Lab	2,364	36		52	4930 General Studies	A
400		410 Read/Study Room	304	16		41	6120 Library	A
400		420 Stack	840	8		41	6120 Library	A
400	A	730 Storage	156		43	64	6780 Management Information Services	A
Total Rooms: 51			31,009	531				

Room Detail Report

(by building)

**343 Laney College
Building: 12 STUDENT CENTER**

Room #	A-Z	Room Type	ASF	Stations	Dept	Prog	TOP/Service and Support	Record Status
107		650 Lounge	93		54	55	6910 Bookstore	A
110		660 Merchandise Facility	4,900		54	55	6910 Bookstore	A
110	A	665 Merchandise Facility Service	264	2	54	55	6910 Bookstore	A
110	B	665 Merchandise Facility Service	915		54	55	6910 Bookstore	A
110	C	665 Merchandise Facility Service	855			55	6910 Bookstore	A
120		635 Food Facilities Service	2,934		54	55	6940 Food Services	A
122		635 Food Facilities Service	87		54	55	6940 Food Services	A
123		635 Food Facilities Service	192		54	55	6940 Food Services	A
125		635 Food Facilities Service	459		54	55	6940 Food Services	A
126		635 Food Facilities Service	212		54	55	6940 Food Services	A
126	A	635 Food Facilities Service	80		54	55	6940 Food Services	A
128		635 Food Facilities Service	77		54	55	6940 Food Services	A
130		635 Food Facilities Service	137		54	55	6940 Food Services	A
130	A	635 Food Facilities Service	93		54	55	6940 Food Services	A
131		635 Food Facilities Service	267		54	55	6940 Food Services	A
131	A	635 Food Facilities Service	262		54	55	6940 Food Services	A
131	B	635 Food Facilities Service	63		54	55	6940 Food Services	A
131	C	635 Food Facilities Service	95		54	55	6940 Food Services	A
201		630 Food Facilities	3,732		54	55	6940 Food Services	A
202		635 Food Facilities Service	60		54	55	6940 Food Services	A
203		635 Food Facilities Service	60		54	55	6940 Food Services	A
208		685 Meeting Room Service	38		54	55	6940 Food Services	A
208	A	635 Food Facilities Service	96		54	55	6940 Food Services	A

Room Detail Report

(by building)

**343 Laney College
Building: 12 STUDENT CENTER**

Room #	A-Z	Room Type	ASF	Stations	Dept	Prog	TOP/Service and Support	Record Status
209		635 Food Facilities Service	132		54	55	6940 Food Services	A
211		635 Food Facilities Service	387		54	55	6940 Food Services	A
212		635 Food Facilities Service	2,001		54	55	6940 Food Services	A
212	A	635 Food Facilities Service	170		54	55	6940 Food Services	A
212	B	635 Food Facilities Service	60		54	55	6940 Food Services	A
212	C	635 Food Facilities Service	295		54	55	6940 Food Services	A
300		410 Read/Study Room	1,766	40	54	51	6999 Other Ancillary Services	A
300	A	310 Office	270	6	44	53	6320 Placement Services	A
300	B	310 Office	70	1	44	53	6320 Placement Services	A
300	C	715 DP/Computer Service	70	1	44	64	6780 Management Information Services	A
300	D	310 Office	111	1	44	53	6320 Placement Services	A
300	E	315 Office Service	69		44	64	6780 Management Information Services	A
301		310 Office	290	3	54	53	6399 Other Counseling and Guidance	A
302		635 Food Facilities Service	47			55	6940 Food Services	A
303	A	635 Food Facilities Service	49			55	6940 Food Services	A
310	A	310 Office	77	1	00	53	6399 Other Counseling and Guidance	A
310	B	310 Office	76	1	00	53	6399 Other Counseling and Guidance	A
310	C	310 Office	260	1	00	53	6399 Other Counseling and Guidance	A
310	D	410 Read/Study Room	98	5	00	53	6399 Other Counseling and Guidance	A
310	E	315 Office Service	72		00	53	6399 Other Counseling and Guidance	A
400		650 Lounge	600		54	55	6999 Other Ancillary Services	A
401	A	680 Meeting Room	478	30	54	55	6960 Students and Co-curricular Activities	A
401	B	680 Meeting Room	589	30		55	6960 Students and Co-curricular Activities	A

Room Detail Report

(by building)

343 Laney College**Building: 12 STUDENT CENTER**

Room #	A-Z	Room Type	ASF	Stations	Dept	Prog	TOP/Service and Support	Record Status
402		670 Recreation	323	6	54	55	6960 Students and Co-curricular Activities	A
403		670 Recreation	330	6	54	55	6960 Students and Co-curricular Activities	A
410		670 Recreation	243	4	54	55	6960 Students and Co-curricular Activities	A
410	A	730 Storage	152	2	54	55	6960 Students and Co-curricular Activities	A
410	B	670 Recreation	110	3	54	55	6960 Students and Co-curricular Activities	A
410	C	670 Recreation	110	3	54	55	6960 Students and Co-curricular Activities	A
411		670 Recreation	624	13	54	55	6960 Students and Co-curricular Activities	A
412		310 Office	146	1	54	55	6960 Students and Co-curricular Activities	A
413		310 Office	146	1	54	55	6960 Students and Co-curricular Activities	A
414		310 Office	231	2	54	55	6960 Students and Co-curricular Activities	A
415		310 Office	141	3	54	55	6960 Students and Co-curricular Activities	A
417		310 Office	91	2	54	55	6960 Students and Co-curricular Activities	A
Total Rooms: 58			26,655	168				

Room Detail Report

(by building)

**343 Laney College
Building: 13 LOCKER**

Room #	A-Z	Room Type	ASF	Stations	Dept	Prog	TOP/Service and Support	Record Status
100		525 Athletic/Physical Ed Service	4,239		24	11	0835 Physical Education	A
100	A	525 Athletic/Physical Ed Service	684		24	11	0835 Physical Education	A
100	B	525 Athletic/Physical Ed Service	728		24	11	0835 Physical Education	A
101		525 Athletic/Physical Ed Service	2,685		24	11	0835 Physical Education	A
101	A	525 Athletic/Physical Ed Service	430		24	11	0835 Physical Education	A
101	B	525 Athletic/Physical Ed Service	425		24	11	0835 Physical Education	A
101	C	525 Athletic/Physical Ed Service	229		24	11	0835 Physical Education	A
102		525 Athletic/Physical Ed Service	1,403		24	11	0835 Physical Education	A
103		525 Athletic/Physical Ed Service	726		24	11	0835 Physical Education	A
104		525 Athletic/Physical Ed Service	430	10		11	0835 Physical Education	A
105		525 Athletic/Physical Ed Service	156		24	11	0835 Physical Education	A
106		525 Athletic/Physical Ed Service	205		24	11	0835 Physical Education	A
108		525 Athletic/Physical Ed Service	729		24	11	0835 Physical Education	A
108	A	060 Alter/Conversion Area	125		24	11	0835 Physical Education	A
110		525 Athletic/Physical Ed Service	273		24	11	0835 Physical Education	A
112		525 Athletic/Physical Ed Service	424		24	11	0835 Physical Education	A
112	A	525 Athletic/Physical Ed Service	60		24	11	0835 Physical Education	A
Total Rooms: 17			13,951	10				

Room Detail Report

(by building)

**343 Laney College
Building: 15 THEATER**

Room #	A-Z	Room Type	ASF	Stations	Dept	Prog	TOP/Service and Support	Record Status
100		610 Assembly	2,002	220	12	11	1007 Dramatic Arts	A
100	A	615 Assembly Service	383		12	11	1007 Dramatic Arts	A
100	B	610 Assembly	658	11	12	11	1007 Dramatic Arts	A
101	B	615 Assembly Service	99		12	11	1007 Dramatic Arts	A
102	C	615 Assembly Service	106		12	11	1007 Dramatic Arts	A
105		615 Assembly Service	241		12	11	1007 Dramatic Arts	A
107		615 Assembly Service	273		12	11	1007 Dramatic Arts	A
107	A	615 Assembly Service	108			11	1007 Dramatic Arts	A
108		615 Assembly Service	209	8		11	1007 Dramatic Arts	A
109		615 Assembly Service	955			11	1007 Dramatic Arts	A
109	A	615 Assembly Service	58			11	1007 Dramatic Arts	A
112		615 Assembly Service	276		12	11	1007 Dramatic Arts	A
112	A	615 Assembly Service	106			11	1007 Dramatic Arts	A
114		610 Assembly	3,113	52	12	11	1007 Dramatic Arts	A
114	A	615 Assembly Service	733			11	1007 Dramatic Arts	A
115		215 Class Lab Service	395			12	0952 Construction Crafts Technology	A
115	A	715 DP/Computer Service	156			64	6780 Management Information Services	A
116		615 Assembly Service	135			11	1007 Dramatic Arts	A
120		615 Assembly Service	589			11	1007 Dramatic Arts	A
200		310 Office	487	3	12	11	1007 Dramatic Arts	A
201		110 Classroom	482	25	12	11	0099 General Assignment	A
201	B	615 Assembly Service	31		12	11	1007 Dramatic Arts	A
205		610 Assembly	848	96	12	11	1007 Dramatic Arts	A

Room Detail Report

(by building)

**343 Laney College
Building: 15 THEATER**

Room #	A-Z	Room Type	ASF	Stations	Dept	Prog	TOP/Service and Support	Record Status
301		310 Office	56	1	12	11	1007 Dramatic Arts	A
302		615 Assembly Service	300		12	11	1007 Dramatic Arts	A
303		310 Office	153	1	07	11	0699 Other Media and Communications	A
304		310 Office	56	1	07	11	0699 Other Media and Communications	A
305		220 Spec Class Lab	157	4	07	11	0699 Other Media and Communications	A
306		210 Class Lab	268	8	07	11	0699 Other Media and Communications	A
306	A	210 Class Lab	472	10	07	11	0699 Other Media and Communications	A
307		215 Class Lab Service	231		07	11	0699 Other Media and Communications	A
309		310 Office	114	1	12	11	0699 Other Media and Communications	A
311		310 Office	115	1	12	11	0699 Other Media and Communications	A
314		215 Class Lab Service	678		12	11	1007 Dramatic Arts	A
319		210 Class Lab	800	15	07	11	1007 Dramatic Arts	A
409		310 Office	70	1	07	11	0699 Other Media and Communications	A
413		210 Class Lab	282	6	07	11	0699 Other Media and Communications	A
415		210 Class Lab	478	10	07	11	0699 Other Media and Communications	A
416		210 Class Lab	282	7	07	11	0699 Other Media and Communications	A
423		215 Class Lab Service	833		12	11	0699 Other Media and Communications	A
425		210 Class Lab	421	18	07	11	0699 Other Media and Communications	A
426		110 Classroom	513	30	07	11	0099 General Assignment	A
Total Rooms: 42			18,722	529				

Room Detail Report

(by building)

**343 Laney College
Building: 16 CHILDRENS CENTER**

Room #	A-Z	Room Type	ASF	Stations	Dept	Prog	TOP/Service and Support	Record Status
1		555 Demonstration Service	287		65	45	6920 Child Development Centers	A
3		310 Office	169	1	65	45	6920 Child Development Centers	A
4		315 Office Service	28		65	45	6920 Child Development Centers	A
5		315 Office Service	47		65	45	6920 Child Development Centers	A
6		650 Lounge	240	6	65	45	6920 Child Development Centers	A
6	A	715 DP/Computer Service	50		65	64	6780 Management Information Services	A
9		550 Demonstration (Child Care)	841		65	45	6920 Child Development Centers	A
10		550 Demonstration (Child Care)	920		65	45	6920 Child Development Centers	A
11		550 Demonstration (Child Care)	416		65	45	6920 Child Development Centers	A
13		555 Demonstration Service	128		65	45	6920 Child Development Centers	A
15		555 Demonstration Service	345		65	45	6920 Child Development Centers	A
16		555 Demonstration Service	845		65	45	6920 Child Development Centers	A
17		550 Demonstration (Child Care)	910		65	45	6920 Child Development Centers	A
18		550 Demonstration (Child Care)	435		65	45	6920 Child Development Centers	A
20		550 Demonstration (Child Care)	902		65	45	6920 Child Development Centers	A
21		555 Demonstration Service	27		65	45	6920 Child Development Centers	A
22		555 Demonstration Service	27		65	45	6920 Child Development Centers	A
23		555 Demonstration Service	27		65	45	6920 Child Development Centers	A
24		555 Demonstration Service	27		65	45	6920 Child Development Centers	A
Total Rooms: 19			6,671	7				

Room Detail Report
(by building)

343 Laney College
Building: 17 ART BUILDING

Room #	A-Z	Room Type	ASF	Stations	Dept	Prog	TOP/Service and Support	Record Status
100		210 Class Lab	2,750	32		11	1002 Art (Painting, Drawing and Sculpture)	A
101		210 Class Lab	127	1		11	1002 Art (Painting, Drawing and Sculpture)	A
102		210 Class Lab	155	2		11	1002 Art (Painting, Drawing and Sculpture)	A
102	A	210 Class Lab	115	2		11	1002 Art (Painting, Drawing and Sculpture)	A
105		310 Office	178	2		11	1002 Art (Painting, Drawing and Sculpture)	A
110		110 Classroom	882	34		11	0099 General Assignment	A
111		310 Office	138	2		11	1001 Fine Arts, General	A
112		210 Class Lab	932	30		11	1002 Art (Painting, Drawing and Sculpture)	A
113		310 Office	98	1		11	1002 Art (Painting, Drawing and Sculpture)	A
120		210 Class Lab	1,460	30		11	1002 Art (Painting, Drawing and Sculpture)	A
121		310 Office	113	2		11	1002 Art (Painting, Drawing and Sculpture)	A
122		215 Class Lab Service	189			11	1002 Art (Painting, Drawing and Sculpture)	A
125		210 Class Lab	1,670	30		11	1002 Art (Painting, Drawing and Sculpture)	A
126		310 Office	113	2		11	1002 Art (Painting, Drawing and Sculpture)	A
127		215 Class Lab Service	190			11	1002 Art (Painting, Drawing and Sculpture)	A
130		210 Class Lab	1,934	20		11	1002 Art (Painting, Drawing and Sculpture)	A
131		215 Class Lab Service	84			11	1002 Art (Painting, Drawing and Sculpture)	A
132		310 Office	174	2		11	1002 Art (Painting, Drawing and Sculpture)	A
135		210 Class Lab	3,014	50		11	1002 Art (Painting, Drawing and Sculpture)	A
136		215 Class Lab Service	340			11	1002 Art (Painting, Drawing and Sculpture)	A
137		310 Office	149	1		11	1002 Art (Painting, Drawing and Sculpture)	A
138		210 Class Lab	1,094	8		11	1002 Art (Painting, Drawing and Sculpture)	A
139		210 Class Lab	358	8		11	1002 Art (Painting, Drawing and Sculpture)	A

Room Detail Report

(by building)

**343 Laney College
Building: 17 ART BUILDING**

Room #	A-Z	Room Type	ASF	Stations	Dept	Prog	TOP/Service and Support	Record Status
140		215 Class Lab Service	157			11	1002 Art (Painting, Drawing and Sculpture)	A
140	A	215 Class Lab Service	192			11	1002 Art (Painting, Drawing and Sculpture)	A
Total Rooms: 25			16,606	259				

Room Detail Report

(by building)

343 Laney College

Building: 18 CONCESSION STAND

Room #	A-Z	Room Type	ASF	Stations	Dept	Prog	TOP/Service and Support	Record Status
100		635 Food Facilities Service	290		49	11	0835 Physical Education	A

Total Rooms: 1

290

Room Detail Report

(by building)

**343 Laney College
Building: 20 FOOTBALL PRESS BOX**

Room #	A-Z	Room Type	ASF	Stations	Dept	Prog	TOP/Service and Support	Record Status
100		525 Athletic/Physical Ed Service	335		49	11	0835 Physical Education	A
105		525 Athletic/Physical Ed Service	68	2		11	0835 Physical Education	A
106		525 Athletic/Physical Ed Service	68	2		11	0835 Physical Education	A
109		525 Athletic/Physical Ed Service	10			11	0835 Physical Education	A
110		525 Athletic/Physical Ed Service	10			11	0835 Physical Education	A
Total Rooms: 5			491	4				

Room Detail Report

(by building)

343 Laney College**Building: 21 ATHLETIC FIELD HOUSE**

Room #	A-Z	Room Type	ASF	Stations	Dept	Prog	TOP/Service and Support	Record Status
102		310 Office	96	1		11	0835 Physical Education	A
102	A	525 Athletic/Physical Ed Service	27			11	0835 Physical Education	A
105		525 Athletic/Physical Ed Service	151	1		11	0835 Physical Education	A
109		525 Athletic/Physical Ed Service	584			11	0835 Physical Education	A
110		310 Office	100	1		11	0835 Physical Education	A
111		525 Athletic/Physical Ed Service	66			11	0835 Physical Education	A
112		525 Athletic/Physical Ed Service	198			11	0835 Physical Education	A
114		525 Athletic/Physical Ed Service	937			11	0835 Physical Education	A
117		525 Athletic/Physical Ed Service	240			11	0835 Physical Education	A
118		525 Athletic/Physical Ed Service	245			11	0835 Physical Education	A
119		525 Athletic/Physical Ed Service	248			11	0835 Physical Education	A
121		525 Athletic/Physical Ed Service	491			11	0835 Physical Education	A
122		525 Athletic/Physical Ed Service	485			11	0835 Physical Education	A
125		525 Athletic/Physical Ed Service	2,128			11	0835 Physical Education	A
126		520 Athletics/Physical Education	2,639			11	0835 Physical Education	A
203		310 Office	256	1		11	0835 Physical Education	A
207		525 Athletic/Physical Ed Service	325			11	0835 Physical Education	A
207	A	525 Athletic/Physical Ed Service	20			11	0835 Physical Education	A
207	B	525 Athletic/Physical Ed Service	55			11	0835 Physical Education	A
208		525 Athletic/Physical Ed Service	267			11	0835 Physical Education	A
208	B	525 Athletic/Physical Ed Service	55			11	0835 Physical Education	A
209	A	525 Athletic/Physical Ed Service	731			11	0835 Physical Education	A
209	B	525 Athletic/Physical Ed Service	1,235			11	0835 Physical Education	A

Room Detail Report

(by building)

343 Laney College**Building: 21 ATHLETIC FIELD HOUSE**

Room #	A-Z	Room Type	ASF	Stations	Dept	Prog	TOP/Service and Support	Record Status
209	C	525 Athletic/Physical Ed Service	100			11	0835 Physical Education	A
212		310 Office	134	1		11	0835 Physical Education	A
213		310 Office	106	1		11	0835 Physical Education	A
214		310 Office	98	1		11	0835 Physical Education	A
215		310 Office	98	1		11	0835 Physical Education	A
216		680 Meeting Room	192	12		63	6791 General Administration Services	A
217		650 Lounge	145			66	6799 Other General Institutional Support Services	A
Total Rooms: 30			12,452	20				



DIRECTORY



FUNCTION

- A COMPLEX
- ADMISSIONS & RECORDS
- ASSESSMENT & ORIENTATION CENTER
- C.A.R.E.
- CASHIER'S OFFICE
- E.O.P.S.
- FINANCIAL AID
- WELCOME CENTER
- ADMINISTRATION TOWER
- COUNSELING
- JUNE STEINGART ART GALLERY
- TRANSFER CENTER
- VETERANS AFFAIRS

FUNCTION

- ART CENTER
- B COMPLEX
- C BUILDING
- CHILD CARE CENTER
- CONSTRUCTION CANOPY
- D BUILDING
- E COMPLEX
- D.S.P.S.
- LANEY BISTRO RESTAURANT
- EAGLE VILLAGE

FUNCTION

- F COMPLEX
- TECHNOLOGY CENTER
- G COMPLEX
- LIBRARY
- STUDENT CENTER
- BOOKSTORE
- CAFETERIA
- CAL WORKS
- STUDENT EMPLOYMENT
- STUDENT GOVERNMENT

PERALTA DISTRICT OFFICES





PERALTA COMMUNITY COLLEGE DISTRICT
Office of General Services

Merritt College

MERRITT COLLEGE

Statement of Five Year College Education Plans 2015-2019

The mission of Merritt College is to enhance the quality of life in the communities we serve by helping students to attain knowledge, master skills, and develop the appreciation, attitudes and values needed to succeed and participate responsibly in a democratic society.

Merritt College is a comprehensive, public community college located on a 125-acre site in the hills of East Oakland. Built over fifty years ago, Merritt College promotes and enhances the quality of life in the urban area it serves through Career Technical Programs (CTE), transfer, career and continuing education, basic skills instruction, and comprehensive student services. Merritt's CTE programs offer an associate's degree and/or certification in Nursing, Radiological Science, Nutrition and Dietetics, Medical Assisting, Chronic Care, Business, Paralegal, Real Estate, Child Development, Computer Information Systems, Education Technology, Landscape Horticulture, Administration of Justice, Emergency Medical Technician, Environmental Management and Technology, and Community Social Services. Merritt College submitted for State approval several Transfer Model Curriculum (TMC) degrees in the following programs; Communications, Administration of Justice, Business Administration, Child Development, Psychology and Mathematics. The college plans on adding additional TMC degrees in the upcoming year as well as increasing its offerings for transfer preparation courses to local colleges and universities. Merritt College has also increased its offerings of college-level courses at area high schools, the Fruitvale Education Center, and other locations in the community. The dual enrollment program high school to college (concurrent enrollment) is increasing every year. The college is committed to meeting the educational needs of the diverse student population it serves through excellence in instruction.

Merritt College also provides comprehensive student services to foster student success. Services include: Orientation, First Year Experience Program, Learning Communities, summer bridge programs, and college success courses. The college provides opportunities for intellectual, social, emotional, cultural and physical development of the student. Educational opportunities are offered to all students, regardless of age, sex, race, sexual identity, socioeconomic background or disability.

The student population at Merritt is diverse in ethnicity, preparedness, age, physical ability, and educational goals. Based on the fall 2013 demographics, Merritt College enrolled 6,211 students. Roughly 81% of the student body is non-white, and the average age is 31. Over 54% of student populations are between the ages of 19-29. In fall 2013, 86.6% of Merritt students attended part-time, with 62% of the student body female. Merritt College's top four ethnic groups are; Black/African American with 30.7%, White Non-Hispanics 18.7%, Hispanics 18.4% and Asians 13%.

Educational Planning and Facility Needs

Merritt College serves its students through its Educational planning. In the next five years, our student success will be measured, centered and based on the assessment of the needs of the students and the community it serves in relationship to basic skills, transfer, and workforce development. Consideration will be given to alternatives such as traditional modes of instruction, technology, and work place changes. Merritt College faculty continues to expand the number of courses offered through distance education, as new cabling, infrastructure upgrading projects accommodate diverse instructional delivery methodologies and flexible scheduling.

Educational programs will be intentionally expanded to address the articulation of courses for transfer between the college and the UC/CSU. Moreover, a specific emphasis will be focused on the workforce needs in the Healthcare sector to increase enrollment in the following areas; Biology, Chemistry, and Physical Sciences.

The continuing demand for licensed Child Care Providers in Alameda County and California emphasizes the importance of a new Child Development Center for the college which will include a Child Development Instructional Lab for prospective students interested in the career opportunities of early childhood education. This new Child Development Center is approximately 8,661 square feet with an estimated cost in 2009 at \$12+ million dollars with the State of California funding half of the cost.

The renovation of the Landscape Horticulture Instructional building is another facilities project identified by the college, with the State contributing the majority of the funding including: two classrooms, one design studio, small lath house, instructor office space and a student center/library. In 2009, the approximate cost was estimated at \$4,075,000.

Major areas requiring facility renovation include the following:

- Building (P) power upgrades in computer labs (P103 and P218).
- Campus is in need of cell phone towers in efforts to maintain the safety and campus communications.
- Smart Classrooms – Most smart classrooms were completed by January 2012; additional smart classrooms are needed as faculty become more familiar with the use of the new technologies. Faculty Badges and smart classroom keys remain an obstacle. For example, swipe card badges continue to be a problem for various reasons, i.e., door batteries do not work, there are an insufficient number of door keys and lack of access for new faculty hires. Training on these new technologies is ongoing with the assistance of key faculty members.
- Building (A) was originally constructed for industrial programs such as automotive, welding, and machine tool. Twenty-five years ago these programs were relocated and consolidated at other colleges in the District, leaving this building vacant. Presently, Building (A) is utilized as a temporary housing for displaced or new programs that include: African American & Ethnic Studies, Child Development, Music, Art and Fitness Training. The building needs an upgrade of the heating/ventilation systems. It was used as space for the library while that building was being renovated. The programs in the building need to be relocated to appropriate permanent spaces. There are no plans to add industrial tech programs on the campus. The plans for this building are currently under development.
- Building (P) and the Library need upgrading of power grid, network capacity and cooling/ventilation in computer labs. Second Level restrooms need to be renovated and plumbing overhauled so toilets flush properly in order to maintain a healthy clean environment.

The college has institutionalized its medical assisting, chronic Care Assistant and online certification preparation program created via its partnership with The Unity Council. Merritt College continues to explore community partnerships and grant opportunities to expand course offerings and programs in Healthcare, Administration of Justice [(Cyber Security, Homeland Security, Transportation Security Administration (TSA) Program], Child Care and Entrepreneurship. Moreover, in order to address the mandate to digitalized health care records by 2014 along with cyber security Merritt College is in process of developing internal departmental partnerships that address pairing technology in Business, CIS with health services and Administration of Justice. Moreover, an obstacle course would be internally connected to the Health & Wellness Center, Nursing Services and Mental Health. These partnerships address one of Merritt College's core values of Teamwork and Inclusion. By creating new and updated curricula in Business and CIS will provide students with rigorous learning experiences that will prepare them for careers in today's workforce. The external community partnerships such as the Department of Homeland Security – TSA and First 5 of Alameda County have abetted the college with grant funds that support our district goal in addressing Community and Partner Engagement. These partnerships have assisted the college in meeting the objective of professionalizing the field of early childhood education and increased safety training for students in the Administrative Justice program.

Enrollments in Communication, Administration of Justice and Business Administration will grow due to our new Transfer Model Curriculum (TMC) with the CSU system. The college plans to develop additional TMC degrees this next academic year. Overall, enrollments have increased in the following disciplines: Psychology, African American Students, English, and Mathematics courses.

The college's Title III Grant Project – Strengthening Pathways, Systems, and Services to Maximize Student Success continues to support and increase student retention and success so the college can more effectively address the needs of its basic skills students through program innovation, i.e. development of learning communities, First Year Experience Program, Summer Bridge, contextualized learning strategies and embedding tutors in required feeder classes.

Student Services – Building R

The Building (R) is being fitted with “State of the Art” multi-media and smart classroom configuration which will enable the College to host educational events and programs. Student Services is in need of more space to house the Assessment, Testing Center/Orientation and office space to house Special Population Programs. Additionally, the Career/One-Stop Center now houses a Financial Opportunity Center (FOC) with the goals of providing integrated services to low-income students, assistance in stabilizing their finances, building assets, and staying in college so that they can complete their educational and career objectives. Finally, the successful acquisition of grant funds to supplement student services will require additional and/or re-configuration of office space to accommodate the increase in staffing that we anticipate over the next three to five years

Humanities and Social Sciences

Enhanced Communications Program

A communication lab is needed to support the capstone project for the college's new degree in Communication. The lab will allow the program to provide hands-on training, fee-based or contract courses, and offer more targeted job skills training, such as interviewing skills.

Music

During the summer of 1996, the Music program was moved to a remodeled space in the A Building. This space is not completely adequate for practice rooms, studios, and storage for the Music library and instruments. Staff and faculty believe it is necessary to revitalize the Music program through digitalization and equipment to teach music to ensure comprehensiveness of the Merritt's offerings and to improve the quality of student life on campus. Recent innovations, curriculum expansion, and equipment purchases have resulted in a renewed interest in the program.

Physical Education/Athletics

Since the campus opened in 1971, many Kinesiology classes (formerly Physical Education) were offered in portable buildings. These facilities were not a long term solution to increasing demand so it became necessary to move the weight training program to a newly converted fitness center in the Building (A). Currently, the space serves over 600 students per term. It is a spacious and a naturally lit facility that has undergone regular maintenance, repair and upgrades. New heating mechanisms for the winter cold and smart classroom features (sound system, TV monitors and a Mac computer) are recent additions. There remains no cooling system in place during hot weather. Also, the department has pursued athletic flooring for the facility as the carpet in the facility is worn and is no longer an industry standard for health and safety. Students can change for training in the locker rooms in the Building E/F.

The gymnasium is located in the Building (F) and is a heavily used facility by the Merritt men and women's Basketball teams as well as a facility rental. The gym floor and gym roof were repaired during the summer of 2010. Monitoring of needed maintenance and upgrades is ongoing. The trainers' office is also in Building (F) and though quite a small space, it caters to all of Merritt's athletic programs. Review of the area is requested so that possible extensions of the space can be constructed. A shared wall separates the room from a large locker room. The locker rooms are used by all Merritt teams, visiting

teams, officials and by students, staff and faculty looking for changing/showering facilities. There remains a hot water issue in the locker rooms and the trainers' office that impacts treatment modalities for injury prevention and treatment as well as the privacy and comfortably of showering. The water, while not as cold as it had been for several years, is now warmish in 2014. The men and women's locker rooms are old and could use a makeover.

An important consideration in the upcoming decisions regarding the future of campus buildings once the Allied Health and Science Building is complete, is what will happen to the popular fitness center in building (A)? The department is interested in converting areas of the first floor in Building (E/F) into a fitness facility. With the locker room upgrades and adequate hot water, students' would have a one stop building to meet their needs instead of going back and forth between buildings to change into and out of workout clothing etc.

After a long period of negotiation regarding the deteriorating track installed by Mondo Track Inc. in 2003, the Stadium track was resurfaced in a polyurethane material by Beynon Sports and completed in January, 2014. The new surface has been a great source of pride. The Stadium field turf remains the original surface installed in 2003 and is nearing the end of its lifespan. As a heavily used surface by Merritt's soccer program and as a soccer, lacrosse and rugby rental, serious consideration must be given to replacement of the existing, expiring turf. The lower fields are a source of income through athletic rentals. Consideration should be given to installing artificial turf on the lower fields.

Library

The Merritt College Library is one of the most attractive and problematic buildings on the Merritt campus. Its top floor affords a breathtaking view of the bay on one side and the hills on the other. The recent expansion of library included a renovation of basement and now serves the Student Support Learning Center along with this expansion was the addition of a new air conditioning system that provides adequate cooling of the facilities. During the next five years, the Library and its facilities, services, instruction, and collections will be undergoing significant changes. For the past two years the Library is located in a "swing space" located in A129 while the Building (L) undergoes a much needed renovation. This renovation will address infrastructure issues, viz. air conditioning, ventilation, electrical, data, and plumbing/water lines that have limited the full capacities of the existing building. In addition, the current DSA-approved plans provide for reasonable ADA access to the first floor (future location of the Learning Center) of the building through the addition of a first/second story elevator installation.

In 2009 Library acquired computer upgrades through the acquisition of public access laptop computers; in addition, the department might consider a laptop/eBook/notepad loan system to accommodate projected student needs for computing and research. In terms of current and anticipated program needs, the approved plans and tentative furniture, fixtures and equipment (FFE) budget will allow for the creation of a bibliographic "instruction area," the realignment of the reference collection with reference librarians, and (FFE) upgrades for reserve collections, periodicals, governance, and reprographics areas. Assuming that there are sufficient resources, the Library seeks to "build out" one group study room with cable/satellite/conferencing capabilities so students can access PCCTV and related educational media. These improvements would provide opportunities for faculty/students to "narrowcast" to other Peralta sites.

Currently the PCCD Library Chairs are coordinating with District IT and Education Services to acquire and implement a next generation integrated library system. One component of this system will allow for distance education students to access materials remotely. The reintegration of the Library and Learning Resources Center will provide for a more centralized location for student academic research, materials, and instructional support.

Learning Center

The Learning Center has been modified over the past years to incorporate a math tutorial and math lab area. Merritt College Learning Center services are a model for the Peralta Colleges, but the Center is

beginning to experience space constraints due to heavy student use. A new space has been identified in Building L that will be renovated, beginning in 2010, to better serve students seeking Learning Center assistance. The newly renovated Learning Center space will be configured to accommodate more space for tutoring, a Writing Center, a Math Lab, a Science Center, and a Center for Africana Studies.

Child Development Center

The Child Development program is currently located in a converted auto shop area. While the space and the yard meet health department requirements for a limited number of children, the space is undersized and inadequate, and does not meet State Community College guidelines and standards for educational training. A new 11,300 ASF facility is needed to house demonstration, instructional and administrative space for an education program designed to support 60 preschoolers, and 26 toddlers. A permanent structure is needed that will be built on the campus in a location that will allow safe and efficient “direct auto access” for dropping off and picking up the children.

Division of Math, Science and Allied Health Programs

Educational planning for the next five years is based on the following assumptions;

- The current high enrollment levels in Biology will continue. The number of students unable to access this program will continue to be high and will likely increase. The rapid increase in enrollments seen recently in Biology, Microbiology and Chemistry will continue as courses in these areas have become prerequisites for applying to the college’s Allied Health programs.
- Enrollments in the new Microscopy, Genomics and Histotechnology programs are expected to increase and expand the overall course offerings and career path opportunities for students.
- Enrollment in Landscape Horticulture has remained strong and may increase substantially when faculty restructure curriculum and facility upgrades are completed.
- Enrollment in Math will remain high, particularly as the college effectively addresses the needs of its basic skills students through program innovation and technology.
- Grant funding to increase capacity and retention continues for the Associate Degree Nursing program.
- Computer Information Science program enrollment and employment will be revitalized through new directions partnerships with Health and Administration of Justice programs.

New Science Building

Merritt’s new Science Building broke ground on October 2013 and expected to be completed within the next 1.5 years to address our expanding science curriculum and strong allied health programs. This new state-of-the-art building consisting of approximately 75,000 square feet will accommodate extensive and highly sensitive equipment used for science and allied health programs. In addition to the classrooms and laboratories, the building will include faculty offices and meeting rooms for student conferences and department meetings.



PERALTA COMMUNITY COLLEGE DISTRICT
Office of General Services

Merritt College

Energy Usage Calculations

Campus Lecture Capacity/Load Ratios

Merritt College

No.	Project			2015/2016	2016/2017	2017/2018	2018/2019	2019/2020	2020/2021	2021/2022
3	Lect ASF	WSCH	Occupancy							
	6	13	2015/2016	83,290						
	Merritt College			224%						
21	Modernize Bldg R for Administration						79,890			
	-1,608	-3,400	2018/2019				184%			
	Merritt College									
10	Horticulture Building Replacement							72,742		
	-3,381	-7,148	2019/2020					159%		
	Merritt College									
23	Modernize Bldg Q for Classrooms							83,342		
	5,014	10,600	2019/2020					182%		
	Merritt College									

		2015/2016	2016/2017	2017/2018	2018/2019	2019/2020	2020/2021	2021/2022
Lecture	Actual*/Projected WSCH	37,227	38,664	40,988	43,381	45,857	48,159	48,735
39,390	Cumulative Capacity	83,277	83,290	83,290	83,290	79,890	83,342	83,342
	Capacity/Load Ratio	224%	215%	203%	192%	174%	173%	171%

Campus Laboratory Capacity/Load Ratios

Merritt College

No.	Project	2015/2016	2016/2017	2017/2018	2018/2019	2019/2020	2020/2021	2021/2022
3	Allied Health & Science Complex -745 -93 2015/2016 Merritt College	22,546 116%						
5	Child Development Center -2,140 -833 2017/2018 Merritt College			21,713 101%				
10	Horticulture Building Replacement 2,981 606 2019/2020 Merritt College					22,319 93%		

		2015/2016	2016/2017	2017/2018	2018/2019	2019/2020	2020/2021	2021/2022
Laboratory	Actual*/Projected WSCH	19,478	20,230	21,446	22,698	23,993	25,198	25,499
55,564	Cumulative Capacity	22,639	22,546	22,546	21,713	21,713	22,319	22,319
	Capacity/Load Ratio	116%	111%	105%	96%	90%	89%	88%

Campus Office Capacity/Load Ratios

Merritt College

No.	Project	Off ASF	FTE	Occupancy	2015/2016	2016/2017	2017/2018	2018/2019	2019/2020	2020/2021	2021/2022
3	Allied Health & Science Complex -355 Merritt College	-3	2015/2016	185 101%							
5	Child Development Center -29 Merritt College	0	2017/2018				185 94%				
21	Modernize Bldg R for Administration 0 Merritt College	0	2018/2019					185 90%			
10	Horticulture Building Replacement 0 Merritt College	0	2019/2020						185 87%		
15	Fitness Training/Physical Therapy 220 Merritt College	2	2020/2021							187 85%	

		2015/2016	2016/2017	2017/2018	2018/2019	2019/2020	2020/2021	2021/2022
Office	Actual*/Projected FTE	183	188	197	205	213	220	222
26,321	Cumulative Capacity	188	185	185	185	185	185	187
	Capacity/Load Ratio	103%	99%	94%	90%	87%	84%	84%

Campus Library Capacity/Load Ratios

Merritt College

No.	Project	Lib ASF	Occupancy	2015/2016	2016/2017	2017/2018	2018/2019	2019/2020	2020/2021	2021/2022
3	Allied Health & Science Complex Merritt College	-1,472	2015/2016	17,570 71%						
21	Modernize Bldg R for Administration Merritt College	-1,290	2018/2019				16,280 61%			
10	Horticulture Building Replacement Merritt College	400	2019/2020					16,680 61%		

		2015/2016	2016/2017	2017/2018	2018/2019	2019/2020	2020/2021	2021/2022
Library	Actual*/Projected ASF	24,660	25,337	26,012	26,688	27,364	28,040	28,205
19,042	Cumulative Capacity	19,042	17,570	17,570	17,570	16,280	16,680	16,680
	Capacity/Load Ratio	77%	69%	68%	66%	59%	59%	59%

Campus AV/TV Capacity/Load Ratios

Merritt College

No.	Project	AVTV ASF	Occupancy	2015/2016	2016/2017	2017/2018	2018/2019	2019/2020	2020/2021	2021/2022
-----	---------	-------------	-----------	-----------	-----------	-----------	-----------	-----------	-----------	-----------

			2015/2016	2016/2017	2017/2018	2018/2019	2019/2020	2020/2021	2021/2022
AV/TV	Actual*/Projected ASF		7,308	7,368	7,428	7,487	7,547	7,607	7,621
651	Cumulative Capacity		651	651	651	651	651	651	651
	Capacity/Load Ratio		9%	9%	9%	9%	9%	9%	9%

Load Distribution and Staff Forecast

Merritt College

Page 88

Campus Load Distribution

Reference: Chancellor's Office Forecast

	Instructional Staff FTE	Total Campus WSCH	Off-Campus WSCH	On-Campus WSCH	P.E. Laboratory WSCH	On-Campus Lecture WSCH	On-Campus Laboratory WSCH
Actual Fall							
2012	163	51,066	2,298	48,768	780	31,504	16,484
2013	178	55,892	2,459	53,433	855	34,518	18,060
Forecast							
2014	179	57,994	2,436	55,558	889	35,891	18,779
2015	183	60,090	2,464	57,626	922	37,227	19,478
2016	188	62,344	2,494	59,851	958	38,664	20,230
2017	197	66,024	2,575	63,449	1,015	40,988	21,446
2018	205	69,806	2,653	67,153	1,074	43,381	22,698
2019	213	73,691	2,704	70,986	1,136	45,857	23,993
2020	220	77,333	2,784	74,549	1,193	48,159	25,198

Load Distribution and Staff Forecast

Merritt College

Page 89

Campus Worksheet for Computing FTE Instruction Staff

College Instructional Staff, Fall Term. Included are all certificated staff for day, extended day, and adult education except those whose office is located off-campus.

(a)	Total Certificated Instructional and Statutory Staff FTE (b)	Non-Instructional Portion of FTE (c)	Net Total Instructional and Statutory Staff FTE (b-c) (d)
Instructors	150.0	13.0	137.0
Counselors Include certificated special program coordinators, economic opportunity program, coordinators, statutory and Title 5 required staff, et. al.	21.0		21.0
Department Administrators	18.0		18.0
Librarians Include certificated director of audio/visual, et. al.	3.0		3.0
Institutional Administrators Include certificated persons with responsibilities covering the entire institution, such as Superintendent, Assistant Superintendent, President, Dean of Instruction, Director of Data Processing, et. al.	6.0	6.0	
Fall 2014 Totals	198.0	19.0	179.0

Column (b) is the total number of Column (a) distributed to categories

Column (c) is the fraction of time express as Full-Time Equivalents devoted to noninstructional work.

Counselors, department administrators, and statutorily required staff are counted as if they had no noninstructional duties.

Load Distribution and Staff Forecast

Merritt College

Page 90

Campus Worksheet for Computing FTE Instruction Staff

College Instructional Staff, Fall Term. Included are all certificated staff for day, extended day, and adult education except those whose office is located off-campus.

(a)	Total Certificated Instructional and Statutory Staff FTE (b)	Non-Instructional Portion of FTE (c)	Net Total Instructional and Statutory Staff FTE (b-c) (d)
Instructors	154.0	13.0	141.0
Counselors Include certificated special program coordinators, economic opportunity program, coordinators, statutory and Title 5 required staff, et. al.	21.0		21.0
Department Administrators	18.0		18.0
Librarians Include certificated director of audio/visual, et. al.	3.0		3.0
Institutional Administrators Include certificated persons with responsibilities covering the entire institution, such as Superintendent, Assistant Superintendent, President, Dean of Instruction, Director of Data Processing, et. al.	6.0	6.0	
Fall 2015 Totals	202.0	19.0	183.0

Column (b) is the total number of Column (a) distributed to categories

Column (c) is the fraction of time express as Full-Time Equivalents devoted to noninstructional work.

Counselors, department administrators, and statutorily required staff are counted as if they had no noninstructional duties.

Load Distribution and Staff Forecast

Merritt College

Page 91

Campus Worksheet for Computing FTE Instruction Staff

College Instructional Staff, Fall Term. Included are all certificated staff for day, extended day, and adult education except those whose office is located off-campus.

(a)	Total Certificated Instructional and Statutory Staff FTE (b)	Non-Instructional Portion of FTE (c)	Net Total Instructional and Statutory Staff FTE (b-c) (d)
Instructors	159.0	13.0	146.0
Counselors Include certificated special program coordinators, economic opportunity program, coordinators, statutory and Title 5 required staff, et. al.	21.0		21.0
Department Administrators	18.0		18.0
Librarians Include certificated director of audio/visual, et. al.	3.0		3.0
Institutional Administrators Include certificated persons with responsibilities covering the entire institution, such as Superintendent, Assistant Superintendent, President, Dean of Instruction, Director of Data Processing, et. al.	6.0	6.0	
Fall 2016 Totals	207.0	19.0	188.0

Column (b) is the total number of Column (a) distributed to categories

Column (c) is the fraction of time express as Full-Time Equivalents devoted to noninstructional work.

Counselors, department administrators, and statutorily required staff are counted as if they had no noninstructional duties.

Load Distribution and Staff Forecast

Merritt College

Page 92

Campus Worksheet for Computing FTE Instruction Staff

College Instructional Staff, Fall Term. Included are all certificated staff for day, extended day, and adult education except those whose office is located off-campus.

(a)	Total Certificated Instructional and Statutory Staff FTE (b)	Non-Instructional Portion of FTE (c)	Net Total Instructional and Statutory Staff FTE (b-c) (d)
Instructors	168.0	13.0	155.0
Counselors Include certificated special program coordinators, economic opportunity program, coordinators, statutory and Title 5 required staff, et. al.	21.0		21.0
Department Administrators	18.0		18.0
Librarians Include certificated director of audio/visual, et. al.	3.0		3.0
Institutional Administrators Include certificated persons with responsibilities covering the entire institution, such as Superintendent, Assistant Superintendent, President, Dean of Instruction, Director of Data Processing, et. al.	6.0	6.0	
Fall 2017 Totals	216.0	19.0	197.0

Column (b) is the total number of Column (a) distributed to categories

Column (c) is the fraction of time express as Full-Time Equivalents devoted to noninstructional work.

Counselors, department administrators, and statutorily required staff are counted as if they had no noninstructional duties.

Load Distribution and Staff Forecast

Merritt College

Campus Worksheet for Computing FTE Instruction Staff

College Instructional Staff, Fall Term. Included are all certificated staff for day, extended day, and adult education except those whose office is located off-campus.

(a)	Total Certificated Instructional and Statutory Staff FTE (b)	Non-Instructional Portion of FTE (c)	Net Total Instructional and Statutory Staff FTE (b-c) (d)
Instructors	176.0	13.0	163.0
Counselors Include certificated special program coordinators, economic opportunity program, coordinators, statutory and Title 5 required staff, et. al.	21.0		21.0
Department Administrators	18.0		18.0
Librarians Include certificated director of audio/visual, et. al.	3.0		3.0
Institutional Administrators Include certificated persons with responsibilities covering the entire institution, such as Superintendent, Assistant Superintendent, President, Dean of Instruction, Director of Data Processing, et. al.	6.0	6.0	
Fall 2018 Totals	224.0	19.0	205.0

Column (b) is the total number of Column (a) distributed to categories

Column (c) is the fraction of time express as Full-Time Equivalents devoted to noninstructional work.

Counselors, department administrators, and statutorily required staff are counted as if they had no noninstructional duties.

Load Distribution and Staff Forecast

Merritt College

Page 94

Campus Worksheet for Computing FTE Instruction Staff

College Instructional Staff, Fall Term. Included are all certificated staff for day, extended day, and adult education except those whose office is located off-campus.

(a)	Total Certificated Instructional and Statutory Staff FTE (b)	Non-Instructional Portion of FTE (c)	Net Total Instructional and Statutory Staff FTE (b-c) (d)
Instructors	184.0	13.0	171.0
Counselors Include certificated special program coordinators, economic opportunity program, coordinators, statutory and Title 5 required staff, et. al.	21.0		21.0
Department Administrators	18.0		18.0
Librarians Include certificated director of audio/visual, et. al.	3.0		3.0
Institutional Administrators Include certificated persons with responsibilities covering the entire institution, such as Superintendent, Assistant Superintendent, President, Dean of Instruction, Director of Data Processing, et. al.	6.0	6.0	
Fall 2019 Totals	232.0	19.0	213.0

Column (b) is the total number of Column (a) distributed to categories

Column (c) is the fraction of time express as Full-Time Equivalents devoted to noninstructional work.

Counselors, department administrators, and statutorily required staff are counted as if they had no noninstructional duties.

Load Distribution and Staff Forecast

Merritt College

Campus Worksheet for Computing FTE Instruction Staff

College Instructional Staff, Fall Term. Included are all certificated staff for day, extended day, and adult education except those whose office is located off-campus.

(a)	Total Certificated Instructional and Statutory Staff FTE (b)	Non-Instructional Portion of FTE (c)	Net Total Instructional and Statutory Staff FTE (b-c) (d)
Instructors	191.0	13.0	178.0
Counselors Include certificated special program coordinators, economic opportunity program, coordinators, statutory and Title 5 required staff, et. al.	21.0		21.0
Department Administrators	18.0		18.0
Librarians Include certificated director of audio/visual, et. al.	3.0		3.0
Institutional Administrators Include certificated persons with responsibilities covering the entire institution, such as Superintendent, Assistant Superintendent, President, Dean of Instruction, Director of Data Processing, et. al.	6.0	6.0	
Fall 2020 Totals	239.0	19.0	220.0

Column (b) is the total number of Column (a) distributed to categories

Column (c) is the fraction of time expressed as Full-Time Equivalents devoted to noninstructional work.

Counselors, department administrators, and statutorily required staff are counted as if they had no noninstructional duties.

Cum Sum of Existing and Proposed Space, 2015 - 2021

Merritt College

Cumulative Summary of Existing and Proposed Areas, 2015-2021

Priority and Year of Occupancy (a)	Classroom 100's (b)	Laboratory 200's (c)	Office 300's (d)	Library 400's (e)	AV Radio TV 530 - 535 (f)	P.E. 520 - 525 (g)	Assembly 610 - 625 (h)	Inactive 050 - 070 (i)	All Other Areas (j)	Total ASF (k)
Total ASF	39,390	55,564	26,321	19,042	651	30,906		2,899	50,285	225,058
3 2015/2016 Allied Health & Science Complex	6	-745	-355	-1,472					990	-1,576
	39,396	54,819	25,966	17,570					51,275	223,482
5 2017/2018 Child Development Center		-2,140	-29						6,953	4,784
		52,679	25,937						58,228	228,266
10 2019/2020 Horticulture Building Replacement	-3,381	2,981		400						
	36,015	55,660		17,970						
15 2020/2021 Fitness Training/Physical Therapy			220						18,000	18,220
			26,157						76,228	246,486
21 2018/2019 Modernize Bldg R for Administration	-1,608			-1,290					2,898	
	34,407			16,680					79,126	
23 2019/2020 Modernize Bldg Q for Classrooms	5,014								-5,014	
	39,421								74,112	
24 2020/2021 Modernize Gym and Athletic Facilities										
Total Existing and Proposed Space										
	39,421	55,660	26,157	16,680	651	30,906		2,899	74,112	246,486

Capacity of Net Existing On-Campus ASF

Merritt College

Classrooms, Classroom Service (Room Type 100's)

	Net ASF	ASF/100 WSCH	Capacity WSCH
Totals	39,390	47.3	83,277

Laboratories and Laboratory Service Areas (Room Types 210, 215, 220, 225, 230, 235, 255)

TOP Code/Description	Net ASF	ASF/100 WSCH	Capacity WSCH	TOP Code/Description	Net ASF	ASF/100 WSCH	Capacity WSCH
0100 Agriculture and Natural Resources	3,880	492	789	0956 Manufacturing and Industrial Technology		385	
0116 Agricultural Power Equipment Technology		856		1000 Fine and Applied Arts	9,113	257	3,546
0200 Architecture and Related Technologies		257		1100 Foreign Language		150	
0300 Environmental Sciences and Technologies		235		1200 Health	6,609	214	3,088
0400 Biological Sciences	9,754	235	4,151	1300 Family and Consumer Sciences		257	
0500 Business and Management		128		1400 Law		150	
0600 Media and Communications		214		1500 Humanities (Letters)		150	
0700 Information Technology	3,857	171	2,256	1600 Library Science		150	
0800 Education		321		1700 Mathematics		150	
0900 Engineering & Industrial Technologies		321		1800 Military Studies		214	
0945 Industrial Systems Technology and Mainte		556		1900 Physical Sciences	13,206	257	5,139
0946 Environmental Control Technology (HVAC)		556		2000 Psychology		150	
0947 Diesel Technology		856		2100 Public and Protective Services		214	
0948 Automotive Technology		856		2200 Social Sciences	408	150	272
0949 Automotive Collison Repair		856		3000 Commercial Services		214	
0950 Aeronautical and Aviation Technology		749		4900 Interdisciplinary Studies	8,737	257	3,400
0952 Construction Crafts Technology		749					
				Totals	55,564		22,639
				Campus Avg Lab ASF/100 WSCH		245	

Office and Office Service Areas (Room Type 300's)

	Net ASF	ASF per FTE	Capacity FTE
Totals	26,321	140	188

Project Intent And Scope

Merritt College

Page 98

District Priority : **1 Library Renovation**

Project Type : Site Acquisition New Construction Reconstruction
 Replacement Infrastructure Equipment

Total Estimated Costs : \$7,238,000

Anticipated Source(s) of Funds : Non-State

Type of construction :

Seismic Retrofit :

If Existing - Age :

If Existing - Condition :

Anticipated Time Schedule

	Land Acquisition	Preliminary Plans	Working Drawing	Construction	Equipment	Occupancy
Year		2008/2009	2008/2009	2011/2012		2014/2015
Estimated Cost		\$110,000	\$400,000	\$6,728,000		

Explain why this project is needed:

This project will provide a permanent studio facility for PCTV (the Peralta television station), as well as new instructional rooms to include multi-use computer labs, meeting rooms, and related spaces.

Project Intent And Scope

Merritt College

District Priority No.: **1 Library Renovation**

Outline of Project Space - Buildings and Remodelings

	Classroom Type 100's	Laboratory 210 - 255	Office Type 300's	Library Type 400's	AV - TV 530 - 535	All Other	Total ASF
Project Primary							
Project Secondary							
Project Net ASF							0

Project Net Capacity

	Net ASF	ASF/100 WSCH	Capacity WSCH
Classrooms, Classroom Service (Room Type 100's)			
Classroom Totals	0	47.3	0

Laboratories and Laboratory Service Areas (Room Types 210, 215, 220, 225, 230, 235, 255)

Primary Effect				Secondary Effect			
TOP Code/Description	Net ASF	ASF/100 WSCH	Capacity WSCH	TOP Code/Description	Net ASF	ASF/100 WSCH	Capacity WSCH
				Laboratory Totals	0		0

	Net ASF	ASF per FTE	Capacity FTE
Office and Office Service Areas (Room Type 300's)			
Office Totals	0	140	0.00

Project Intent And Scope

Merritt College

Page 100

District Priority : **3 Allied Health & Science Complex**

Project Type : Site Acquisition New Construction Reconstruction
 Replacement Infrastructure Equipment

Total Estimated Costs : \$49,826,000

Anticipated Source(s) of Funds : Non-State

Type of construction :

Seismic Retrofit :

If Existing - Age :

If Existing - Condition :

Anticipated Time Schedule

	Land Acquisition	Preliminary Plans	Working Drawing	Construction	Equipment	Occupancy
Year		2009/2010	2010/2011	2012/2013	2013/2014	2015/2016
Estimated Cost		\$900,000	\$2,500,000	\$43,200,000	\$3,226,000	

Explain why this project is needed:

This building is constructed to replace space occupied by the science and health occupations in building D. It is being constructed with the use of local funds. An analysis of the costs associated with renovating the existing science building resulted in the conclusion that it was more cost effective to construct a new building. The advantages of flexibility in designing spaces that would provide an exciting and safe environment for instruction weighed heavily in the decision.

Bldg D is vacated and taken offline. While costly to refit for the sciences, the structural integrity of the building lends itself to other future potential opportunities.

Project Intent And Scope

Merritt College

District Priority No.: **3 Allied Health & Science Complex**

Outline of Project Space - Buildings and Remodelings

	Classroom Type 100's	Laboratory 210 - 255	Office Type 300's	Library Type 400's	AV - TV 530 - 535	All Other	Total ASF
Project Primary	10,400	31,600	5,000			1,200	48,200
Project Secondary	-10,394	-32,345	-5,355	-1,472		-210	-49,776
Project Net ASF	6	-745	-355	-1,472		990	-1,576

Project Net Capacity

	Net ASF	ASF/100 WSCH	Capacity WSCH
Classrooms, Classroom Service (Room Type 100's)			
Classroom Totals	6	47.3	13

Laboratories and Laboratory Service Areas (Room Types 210, 215, 220, 225, 230, 235, 255)

Primary Effect				Secondary Effect			
TOP Code/Description	Net ASF	ASF/100 WSCH	Capacity WSCH	TOP Code/Description	Net ASF	ASF/100 WSCH	Capacity WSCH
0400 Biology, General	11,100	235	4,723	0400 Biology, General	-9,754	235	-4,151
1200 Health	8,500	214	3,972	1200 Nursing	-3,473	214	-1,623
				1200 Radiologic Technology	-3,136	214	-1,465
				1900 Astronomy	-1,637	257	-637
				1900 Chemistry, General	-7,944	257	-3,091
				1900 Geology	-1,434	257	-558
1900 Physical Sciences	12,000	257	4,669	1900 Physics, General	-2,191	257	-853
				4900 General Studies	-1,766	257	-687
				4900 Humanities	-1,010	257	-393
				Laboratory Totals	-745		-93

	Net ASF	ASF per FTE	Capacity FTE
Office and Office Service Areas (Room Type 300's)			
Office Totals	-355	140	-2.54

Project Intent And Scope

Merritt College

Page 102

District Priority : **5 Child Development Center**

Project Type : Site Acquisition New Construction Reconstruction
 Replacement Infrastructure Equipment

Total Estimated Costs : \$18,411,000

Anticipated Source(s) of Funds : State and Non-State

Type of construction :

Seismic Retrofit :

If Existing - Age :

If Existing - Condition :

Anticipated Time Schedule

	Land Acquisition	Preliminary Plans	Working Drawing	Construction	Equipment	Occupancy
Year		2015/2016	2015/2016	2016/2017	2016/2017	2017/2018
Estimated Cost		\$632,000	\$693,000	\$16,844,000	\$242,000	

Explain why this project is needed:

In the late 80s, the Early Childhood Education, Child Development, and Child Care training programs for the entire Peralta Community College District were consolidated and located at the Merritt College campus. In the early 90`s, the District converted space in what had previously served as the Auto Shop to respond to the increased need in this program area. This temporary location provides a limited space of approximately 2,500 ASF, and while the space and the yard meet health department requirements for a limited number of children, the space is undersized and inadequate and does not meet State Community College Guidelines & Standards for educational training. Until the late 90`s, the program had primarily operated through the use of non-academic facilities located throughout the district. Over the years, the program has grown and is experiencing increasing student demands to participate in its services. However, the availability of adequate observation experiences has become increasingly difficult to secure and limits the expansion of the program. A new 8,661 ASF facility is proposed to support demonstration, instructional and administrative space for an educational program designed to support 64 children; 40 Preschoolers and 24 Infant/Toddlers. It also expands participation in the Lab Program from 36 to 50 students. A permanent structure will be built on the Merritt campus in a location that will allow for safe and efficient `direct auto access` for dropping off and picking up the children. This facility will comply with current building codes and Community College Guidelines & Standards.

Project Intent And Scope

Merritt College

District Priority No.: **5 Child Development Center**

Outline of Project Space - Buildings and Remodelings

	Classroom Type 100's	Laboratory 210 - 255	Office Type 300's	Library Type 400's	AV - TV 530 - 535	All Other	Total ASF
Project Primary		806	902			6,953	8,661
Project Secondary		-2,946	-931				-3,877
Project Net ASF		-2,140	-29			6,953	4,784

Project Net Capacity

	Net ASF	ASF/100 WSCH	Capacity WSCH
Classrooms, Classroom Service (Room Type 100's)			
Classroom Totals	0	47.3	0

Laboratories and Laboratory Service Areas (Room Types 210, 215, 220, 225, 230, 235, 255)

Primary Effect				Secondary Effect			
TOP Code/Description	Net ASF	ASF/100 WSCH	Capacity WSCH	TOP Code/Description	Net ASF	ASF/100 WSCH	Capacity WSCH
1300 Child Development/Early Care and Edu	806	257	314	1300 Child Development/Early Care and Edu	-2,946	257	-1,146
Laboratory Totals					-2,140		-833

	Net ASF	ASF per FTE	Capacity FTE
Office and Office Service Areas (Room Type 300's)			
Office Totals	-29	140	-0.21

Project Intent And Scope

Merritt College

Page 104

District Priority : **10 Horticulture Building Replacement**

Project Type : Site Acquisition New Construction Reconstruction
 Replacement Infrastructure Equipment

Total Estimated Costs : \$16,205,000

Anticipated Source(s) of Funds : State and Non-State

Type of construction :

Seismic Retrofit :

If Existing - Age :

If Existing - Condition :

Anticipated Time Schedule

	Land Acquisition	Preliminary Plans	Working Drawing	Construction	Equipment	Occupancy
Year		2017/2018	2017/2018	2018/2019	2018/2019	2019/2020
Estimated Cost		\$485,000	\$683,000	\$14,627,000	\$410,000	

Explain why this project is needed:

This project replaces the existing horticulture facility. This program has experienced increased enrollment and is operating in facilities that are 30 plus years old and inefficient. The program is one of the more popular career programs offered on the campus offering 30-40 courses every semester. It is located on the campus in a remote area that provides for adequate open space for plant propagation and landscaping applications. The program generates roughly 3000 WSCH (200 FTEs annually) a significant portion of which is laboratory. The existing large lecture rooms are no longer appropriate to the instructional program. As a result of this project, lecture space is reduced and lab space is created and reconfigured to more accurately reflect the nature of the curriculum today.

The project addresses a number of issues: Laboratory/lecture spaces are not configured to techniques and practices of horticulture today (particularly in the increased demand for landscape design); the facility lacks security and due to its isolated location on campus is subject to vandalism; health and safety improvements including chemical storage; the diesel fuel tank, restrooms, deterioration of equipment and tools necessarily stored outside, electrical and communications systems cannot support today's technology.

The ASF/GSF is increased to accommodate code issues related to chemical/materials security and storage, separation of fuel and fuel driven vehicles from instructional areas, restroom/occupancy deficiencies, and ADA access.

Project Intent And Scope

Merritt College

District Priority No.: **10 Horticulture Building Replacement**

Outline of Project Space - Buildings and Remodelings

	Classroom Type 100's	Laboratory 210 - 255	Office Type 300's	Library Type 400's	AV - TV 530 - 535	All Other	Total ASF
Project Primary		6,861	548	400		10,404	18,213
Project Secondary	-3,381	-3,880	-548			-10,404	-18,213
Project Net ASF	-3,381	2,981		400			0

Project Net Capacity

Classrooms, Classroom Service (Room Type 100's)	Net ASF	ASF/100 WSCH	Capacity WSCH
Classroom Totals	-3,381	47.3	-7,148

Laboratories and Laboratory Service Areas (Room Types 210, 215, 220, 225, 230, 235, 255)

Primary Effect				Secondary Effect			
TOP Code/Description	Net ASF	ASF/100 WSCH	Capacity WSCH	TOP Code/Description	Net ASF	ASF/100 WSCH	Capacity WSCH
0100 Horticulture	6,861	492	1,395	0100 Horticulture	-3,880	492	-789
Laboratory Totals					2,981		606

Office and Office Service Areas (Room Type 300's)	Net ASF	ASF per FTE	Capacity FTE
Office Totals	0	140	0.00

Project Intent And Scope

Merritt College

Page 106

District Priority : **11 Demolish Building A**

Project Type : Site Acquisition New Construction Reconstruction
 Replacement Infrastructure Equipment

Total Estimated Costs : \$1,686,000

Anticipated Source(s) of Funds : Non-State

Type of construction :

Seismic Retrofit :

If Existing - Age :

If Existing - Condition :

Anticipated Time Schedule

	Land Acquisition	Preliminary Plans	Working Drawing	Construction	Equipment	Occupancy
Year		2016/2017	2016/2017	2017/2018		2018/2019
Estimated Cost		\$80,000	\$101,000	\$1,505,000		

Explain why this project is needed:

The Trade Technology Building was constructed in 1971 when vocational programs in automotive, welding, and machine tool were programs in high demand. During the 90`s major changes took place in the District where many of these trades programs were consolidated. This resulted in a major change in the usage of this building. However, the building and its supporting systems sustained substantial wear and tear that resulted from age and, especially, from the many years of usage in delivering the Trades programs. For a number of years this building was used to house programs that had no other space available despite the inadequacy of the type of space that could be provided. The functions that occupied the building were relocated to other spaces as a result of prior projects. This project demolishes this building

Project Intent And Scope

Merritt College

District Priority No.: **11 Demolish Building A**

Outline of Project Space - Buildings and Remodelings

	Classroom Type 100's	Laboratory 210 - 255	Office Type 300's	Library Type 400's	AV - TV 530 - 535	All Other	Total ASF
Project Primary							
Project Secondary							
Project Net ASF							0

Project Net Capacity

	Net ASF	ASF/100 WSCH	Capacity WSCH
Classrooms, Classroom Service (Room Type 100's)			
Classroom Totals	0	47.3	0

Laboratories and Laboratory Service Areas (Room Types 210, 215, 220, 225, 230, 235, 255)

Primary Effect				Secondary Effect			
TOP Code/Description	Net ASF	ASF/100 WSCH	Capacity WSCH	TOP Code/Description	Net ASF	ASF/100 WSCH	Capacity WSCH
Laboratory Totals					0		0

	Net ASF	ASF per FTE	Capacity FTE
Office and Office Service Areas (Room Type 300's)			
Office Totals	0	140	0.00

Project Intent And Scope

Merritt College

Page 108

District Priority : **15 Fitness Training/Physical Therapy**

Project Type : Site Acquisition New Construction Reconstruction
 Replacement Infrastructure Equipment

Total Estimated Costs : \$9,256,000

Anticipated Source(s) of Funds : State and Non-State

Type of construction :

Seismic Retrofit :

If Existing - Age :

If Existing - Condition :

Anticipated Time Schedule

	Land Acquisition	Preliminary Plans	Working Drawing	Construction	Equipment	Occupancy
Year		2017/2018	2017/2018	2018/2019	2018/2019	2020/2021
Estimated Cost		\$382,000	\$386,000	\$8,245,000	\$243,000	

Explain why this project is needed:

The demand for programs in wellness and fitness have been increasing over the past five years. The addition of courses in fitness training, yoga, dance & pilates, spinning and sports medicine training has created a conflict in the use of the existing gymnasium and other spaces on campus which are not really suited to the delivery of these courses.

This project provides the types of open spaces adequately equipped and sized to respond the specific needs of the programs.

Project Intent And Scope

Merritt College

District Priority No.: **15 Fitness Training/Physical Therapy**

Outline of Project Space - Buildings and Remodelings

	Classroom Type 100's	Laboratory 210 - 255	Office Type 300's	Library Type 400's	AV - TV 530 - 535	All Other	Total ASF
Project Primary			220			18,000	18,220
Project Secondary							
Project Net ASF			220			18,000	18,220

Project Net Capacity

	Net ASF	ASF/100 WSCH	Capacity WSCH
Classrooms, Classroom Service (Room Type 100's)			
Classroom Totals	0	47.3	0

Laboratories and Laboratory Service Areas (Room Types 210, 215, 220, 225, 230, 235, 255)

Primary Effect				Secondary Effect			
TOP Code/Description	Net ASF	ASF/100 WSCH	Capacity WSCH	TOP Code/Description	Net ASF	ASF/100 WSCH	Capacity WSCH
				Laboratory Totals	0		0

	Net ASF	ASF per FTE	Capacity FTE
Office and Office Service Areas (Room Type 300's)			
Office Totals	220	140	1.57

Project Intent And Scope

Merritt College

Page 110

District Priority : **21 Modernize Bldg R for Administration**

Project Type : Site Acquisition New Construction Reconstruction
 Replacement Infrastructure Equipment

Total Estimated Costs : \$2,280,000

Anticipated Source(s) of Funds : Non-State

Type of construction :

Seismic Retrofit :

If Existing - Age :

If Existing - Condition :

Anticipated Time Schedule

	Land Acquisition	Preliminary Plans	Working Drawing	Construction	Equipment	Occupancy
Year		2017/2018	2017/2018	2017/2018	2017/2018	2018/2019
Estimated Cost		\$92,000	\$123,000	\$2,065,000	\$0	

Explain why this project is needed:

This project modernizes Bldg R to provide for the relocation of the administrative offices from Bldg Q to free up space for additional classroom/lab space.

Project Intent And Scope

Merritt College

District Priority No.: **21 Modernize Bldg R for Administration**

Outline of Project Space - Buildings and Remodelings

	Classroom Type 100's	Laboratory 210 - 255	Office Type 300's	Library Type 400's	AV - TV 530 - 535	All Other	Total ASF
Project Primary			5,014				5,014
Project Secondary	-1,608		-5,014	-1,290		2,898	-5,014
Project Net ASF	-1,608			-1,290		2,898	0

Project Net Capacity

	Net ASF	ASF/100 WSCH	Capacity WSCH
Classrooms, Classroom Service (Room Type 100's)			
Classroom Totals	-1,608	47.3	-3,400

Laboratories and Laboratory Service Areas (Room Types 210, 215, 220, 225, 230, 235, 255)

Primary Effect				Secondary Effect			
TOP Code/Description	Net ASF	ASF/100 WSCH	Capacity WSCH	TOP Code/Description	Net ASF	ASF/100 WSCH	Capacity WSCH
Laboratory Totals					0		0

	Net ASF	ASF per FTE	Capacity FTE
Office and Office Service Areas (Room Type 300's)			
Office Totals	0	140	0.00

Project Intent And Scope

Merritt College

District Priority : **22 Parking & Paving Upgrades**

Project Type : Site Acquisition New Construction Reconstruction
 Replacement Infrastructure Equipment

Total Estimated Costs : \$1,460,004

Anticipated Source(s) of Funds : Non-State

Type of construction :

Seismic Retrofit :

If Existing - Age :

If Existing - Condition :

Anticipated Time Schedule

	Land Acquisition	Preliminary Plans	Working Drawing	Construction	Equipment	Occupancy
Year		2017/2018	2017/2018	2017/2018		2018/2019
Estimated Cost		\$25,000	\$115,000	\$1,320,004		

Explain why this project is needed:

Project Intent And Scope

Merritt College

District Priority No.: **22 Parking & Paving Upgrades**

Outline of Project Space - Buildings and Remodelings

	Classroom Type 100's	Laboratory 210 - 255	Office Type 300's	Library Type 400's	AV - TV 530 - 535	All Other	Total ASF
Project Primary							
Project Secondary							
Project Net ASF							0

Project Net Capacity

	Net ASF	ASF/100 WSCH	Capacity WSCH
Classrooms, Classroom Service (Room Type 100's)			
Classroom Totals	0	47.3	0

Laboratories and Laboratory Service Areas (Room Types 210, 215, 220, 225, 230, 235, 255)

Primary Effect				Secondary Effect			
TOP Code/Description	Net ASF	ASF/100 WSCH	Capacity WSCH	TOP Code/Description	Net ASF	ASF/100 WSCH	Capacity WSCH
				Laboratory Totals	0		0

	Net ASF	ASF per FTE	Capacity FTE
Office and Office Service Areas (Room Type 300's)			
Office Totals	0	140	0.00

Project Intent And Scope

Merritt College

Page 114

District Priority : **23 Modernize Bldg Q for Classrooms**

Project Type : Site Acquisition New Construction Reconstruction
 Replacement Infrastructure Equipment

Total Estimated Costs : \$2,400,000

Anticipated Source(s) of Funds : Non-State

Type of construction :

Seismic Retrofit :

If Existing - Age :

If Existing - Condition :

Anticipated Time Schedule

	Land Acquisition	Preliminary Plans	Working Drawing	Construction	Equipment	Occupancy
Year		2018/2019	2018/2019	2018/2019	2018/2019	2019/2020
Estimated Cost		\$128,000	\$111,000	\$2,093,000	\$68,000	

Explain why this project is needed:

This project creates 5,014 ASF of new classroom space by activating spaces vacated by the relocation of administrative offices to Bldg R in a previous project.

Project Intent And Scope

Merritt College

District Priority No.: **23 Modernize Bldg Q for Classrooms**

Outline of Project Space - Buildings and Remodelings

	Classroom Type 100's	Laboratory 210 - 255	Office Type 300's	Library Type 400's	AV - TV 530 - 535	All Other	Total ASF
Project Primary	5,014						5,014
Project Secondary						-5,014	-5,014
Project Net ASF	5,014					-5,014	0

Project Net Capacity

	Net ASF	ASF/100 WSCH	Capacity WSCH
Classrooms, Classroom Service (Room Type 100's)			
Classroom Totals	5,014	47.3	10,600

Laboratories and Laboratory Service Areas (Room Types 210, 215, 220, 225, 230, 235, 255)

Primary Effect				Secondary Effect			
TOP Code/Description	Net ASF	ASF/100 WSCH	Capacity WSCH	TOP Code/Description	Net ASF	ASF/100 WSCH	Capacity WSCH
				Laboratory Totals	0		0

	Net ASF	ASF per FTE	Capacity FTE
Office and Office Service Areas (Room Type 300's)			
Office Totals	0	140	0.00

Project Intent And Scope

Merritt College

District Priority : **24 Modernize Gym and Athletic Facilities**

Project Type : Site Acquisition New Construction Reconstruction
 Replacement Infrastructure Equipment

Total Estimated Costs : \$7,464,366

Anticipated Source(s) of Funds : Non-State

Type of construction :

Seismic Retrofit :

If Existing - Age :

If Existing - Condition :

Anticipated Time Schedule

	Land Acquisition	Preliminary Plans	Working Drawing	Construction	Equipment	Occupancy
Year		2018/2019	2018/2019	2019/2020	2019/2020	2020/2021
Estimated Cost		\$100,000	\$550,000	\$6,500,000	\$314,366	

Explain why this project is needed:

This project modernizes the gym and locker rooms as well as the fields.

Project Intent And Scope

Merritt College

District Priority No.: **24 Modernize Gym and Athletic Facilities**

Outline of Project Space - Buildings and Remodelings

	Classroom Type 100's	Laboratory 210 - 255	Office Type 300's	Library Type 400's	AV - TV 530 - 535	All Other	Total ASF
Project Primary						15,400	15,400
Project Secondary						-15,400	-15,400
Project Net ASF							0

Project Net Capacity

	Net ASF	ASF/100 WSCH	Capacity WSCH
Classrooms, Classroom Service (Room Type 100's)			
Classroom Totals	0	47.3	0

Laboratories and Laboratory Service Areas (Room Types 210, 215, 220, 225, 230, 235, 255)

Primary Effect				Secondary Effect			
TOP Code/Description	Net ASF	ASF/100 WSCH	Capacity WSCH	TOP Code/Description	Net ASF	ASF/100 WSCH	Capacity WSCH
				Laboratory Totals	0		0

	Net ASF	ASF per FTE	Capacity FTE
Office and Office Service Areas (Room Type 300's)			
Office Totals	0	140	0.00



PERALTA COMMUNITY COLLEGE DISTRICT
Office of General Services

Merritt College

Space Inventory

Room Detail Report

(by building)

344 Merritt College**Building: 1 TRADE TECHNOLOGY - A**

Room #	A-Z	Room Type	ASF	Stations	Dept	Prog	TOP/Service and Support	Record Status
A 100		110 Classroom	920	40		11	0099 General Assignment	A
A 101		715 DP/Computer Service	124			64	6780 Management Information Services	A
A 102		315 Office Service	120			12	0099 General Assignment	A
A 106		210 Class Lab	2,450	51		12	4930 General Studies	A
A 107		315 Office Service	181			12	0099 General Assignment	A
A 108		310 Office	119	1		12	0099 General Assignment	A
A 108	A	220 Spec Class Lab	496	6		12	4930 General Studies	A
A 109		315 Office Service	245			12	0099 General Assignment	A
A 110		225 Special Class Lab Service	288	6		11	4930 General Studies	A
A 112		310 Office	193			12	0099 General Assignment	A
A 112	A	310 Office	71	1		12	0099 General Assignment	A
A 112	B	350 Conference Room	73	1		11	0099 General Assignment	A
A 112	C	310 Office	101	1		12	0099 General Assignment	A
A 112	D	315 Office Service	67	1		12	0099 General Assignment	A
A 112	E	730 Storage	2,110			64	6770 Logistical Services	A
A 113		520 Athletics/Physical Education	3,337			11	0835 Physical Education	A
A 114		525 Athletic/Physical Ed Service	121			11	0835 Physical Education	A
A 115		525 Athletic/Physical Ed Service	213			11	0835 Physical Education	A
A 116		210 Class Lab	924	40		11	1004 Music	A
A 116	A	315 Office Service	28			11	1004 Music	A
A 117		110 Classroom	940	50		11	0099 General Assignment	A
A 117	A	315 Office Service	97			11	1004 Music	A
A 117	B	315 Office Service	70			11	1004 Music	A

Room Detail Report

(by building)

344 Merritt College**Building: 1 TRADE TECHNOLOGY - A**

Room #	A-Z	Room Type	ASF	Stations	Dept	Prog	TOP/Service and Support	Record Status
A 120		535 A/V, Radio, TV Service	651			43	6130 Media Services	A
A 122		210 Class Lab	3,074	25	06	11	1002 Art (Painting, Drawing and Sculpture)	A
A 123		215 Class Lab Service	182		06	11	1002 Art (Painting, Drawing and Sculpture)	A
A 124		310 Office	124	1	06	11	1002 Art (Painting, Drawing and Sculpture)	A
A 125		215 Class Lab Service	215		06	11	1002 Art (Painting, Drawing and Sculpture)	A
A 126		215 Class Lab Service	121		06	11	1002 Art (Painting, Drawing and Sculpture)	A
A 127		215 Class Lab Service	90		06	11	1002 Art (Painting, Drawing and Sculpture)	A
A 128		110 Classroom	523	24	19	53	0099 General Assignment	A
A 129		110 Classroom	2,080	125	06	11	0099 General Assignment	A
A 130		310 Office	109	1	06	11	2001 Psychology, General	A
A 131		715 DP/Computer Service	262		14	64	6780 Management Information Services	A
A 132		115 Classroom Service	122		06	11	0099 General Assignment	A
A 133		210 Class Lab	3,077	30	19	12	1002 Art (Painting, Drawing and Sculpture)	A
A 134		215 Class Lab Service	180		19	12	1002 Art (Painting, Drawing and Sculpture)	A
A 135		310 Office	120	1	19	12	1002 Art (Painting, Drawing and Sculpture)	A
A 136		215 Class Lab Service	118		19	12	1002 Art (Painting, Drawing and Sculpture)	A
A 137		110 Classroom	967	70	11	12	0099 General Assignment	A
A 139		110 Classroom	1,212	52	23	12	0099 General Assignment	A
A 200		310 Office	208	1	19	12	1401 Law, General	A
A 201		310 Office	119	1	19	11	1506 Speech Communication	A
A 202		310 Office	166	3	19	11	1506 Speech Communication	A
A 203		310 Office	154	1	11	11	2207 Political Science	A
A 204		310 Office	166	1	19	42	6140 Museums and Galleries	A

Room Detail Report

(by building)

344 Merritt College**Building: 1 TRADE TECHNOLOGY - A**

Room #	A-Z	Room Type	ASF	Stations	Dept	Prog	TOP/Service and Support	Record Status
A 205		310 Office	124	2	19	11	2202 Anthropology	A
A 206		110 Classroom	1,125	70	19	11	0099 General Assignment	A
A 207		210 Class Lab	408	10	19	11	2202 Anthropology	A
A 208		110 Classroom	1,126	70	19	11	0099 General Assignment	A
A 211		110 Classroom	989	56	19	11	0099 General Assignment	A
A 212		115 Classroom Service	216		19	11	0099 General Assignment	A
A 214		110 Classroom	753	25	19	12	0099 General Assignment	A
A 215		110 Classroom	989	57	12	12	0099 General Assignment	A
A 216		620 Exhibition	622		19	11	6140 Museums and Galleries	A
A 217		110 Classroom	989	52	19	11	0099 General Assignment	A
A 218		110 Classroom	748	34	11	11	0099 General Assignment	A
A 219		115 Classroom Service	151		19	11	0099 General Assignment	A
Total Rooms: 58			35,568	910				

Room Detail Report

(by building)

**344 Merritt College
Building: 2 SCIENCE - D**

Room #	A-Z	Room Type	ASF	Stations	Dept	Prog	TOP/Service and Support	Record Status
D 102		880 Public Waiting	210	14	31	12	1230 Nursing	A
D 103		310 Office	264	1	31	12	1230 Nursing	A
D 104		310 Office	291	1	31	12	1230 Nursing	A
D 105		315 Office Service	242	1	31	11	1230 Nursing	A
D 106		310 Office	260	4	17	11	1225 Radiologic Technology	A
D 107		310 Office	132	1	10	11	2207 Political Science	A
D 108		310 Office	132	2	10	11	1105 Spanish	A
D 109		310 Office	132	1	17	11	1501 English	A
D 110		310 Office	132	2	11	11	2207 Political Science	A
D 111		310 Office	122	2	10	11	1225 Radiologic Technology	A
D 112		310 Office	122	2	02	11	1230 Nursing	A
D 113		310 Office	122	2	09	11	1230 Nursing	A
D 114		310 Office	132	2	02	12	1230 Nursing	A
D 115		310 Office	131	2	09	11	1230 Nursing	A
D 116	A	310 Office	154	2	31	11	1306 Nutrition, Foods, and Culinary Arts	A
D 116	B	310 Office	132	2	31	11	1306 Nutrition, Foods, and Culinary Arts	A
D 119		210 Class Lab	751	45	21	11	1230 Nursing	A
D 120		215 Class Lab Service	167		19	12	1225 Radiologic Technology	A
D 121		210 Class Lab	1,082	30	19	12	1225 Radiologic Technology	A
D 122		210 Class Lab	1,081	34	19	12	1225 Radiologic Technology	A
D 123		215 Class Lab Service	398		19	12	1225 Radiologic Technology	A
D 124		215 Class Lab Service	408		19	12	1225 Radiologic Technology	A
D 127		210 Class Lab	1,319	30	19	12	1230 Nursing	A

Room Detail Report

(by building)

**344 Merritt College
Building: 2 SCIENCE - D**

Room #	A-Z	Room Type	ASF	Stations	Dept	Prog	TOP/Service and Support	Record Status
D 128		110 Classroom	892	70	17	12	0099 General Assignment	A
D 129		215 Class Lab Service	368		19	12	1230 Nursing	A
D 130		210 Class Lab	1,035	30	31	12	1230 Nursing	A
D 132		110 Classroom	800	45	09	11	0099 General Assignment	A
D 133		110 Classroom	684	46	22	11	0099 General Assignment	A
D 134		215 Class Lab Service	221		05	11	1905 Chemistry, General	A
D 135		310 Office	256	1	23	12	0501 Business and Commerce, General	A
D 136		110 Classroom	515	35	10	11	0099 General Assignment	A
D 137		110 Classroom	793	35	17	11	0099 General Assignment	A
D 138		215 Class Lab Service	424		08	11	1914 Geology	A
D 140		215 Class Lab Service	45		08	11	1914 Geology	A
D 142		215 Class Lab Service	843		08	11	1902 Physics, General	A
D 143		215 Class Lab Service	36		08	11	1902 Physics, General	A
D 144		210 Class Lab	1,312	50	08	11	1902 Physics, General	A
D 160		315 Office Service	164		21	63	6799 Other General Institutional Support Services	A
D 165		210 Class Lab	965	35	00	11	1914 Geology	A
D 166		110 Classroom	510	35	10	11	0099 General Assignment	A
D 176		315 Office Service	72		21	62	6010 Academic Administration	A
D 177		315 Office Service	108		21	11	6010 Academic Administration	A
D 178		210 Class Lab	1,010	35	21	11	4903 Humanities	A
D 179		315 Office Service	72		21	11	6010 Academic Administration	A
D 180		210 Class Lab	992	24	00	52	4930 General Studies	A
D 181		220 Spec Class Lab	774	22	00	52	4930 General Studies	A

Room Detail Report

(by building)

**344 Merritt College
Building: 2 SCIENCE - D**

Room #	A-Z	Room Type	ASF	Stations	Dept	Prog	TOP/Service and Support	Record Status
D 183		315 Office Service	48		21	62	6010 Academic Administration	A
D 184		315 Office Service	108		21	62	6010 Academic Administration	A
D 185		310 Office	84	2	21	62	6010 Academic Administration	A
D 185		410 Read/Study Room	320	8	00	55	4930 General Studies	A
D 187		410 Read/Study Room	972	32	00	55	4930 General Studies	A
D 188		410 Read/Study Room	180	4	00	52	4930 General Studies	A
D 200		110 Classroom	906	52	12	11	0099 General Assignment	A
D 201		215 Class Lab Service	360		03	11	0401 Biology, General	A
D 201	A	310 Office	61			11	0401 Biology, General	A
D 202		215 Class Lab Service	64	2	03	11	0401 Biology, General	A
D 203		215 Class Lab Service	60		03	11	0401 Biology, General	A
D 204		210 Class Lab	1,165	35	03	11	0401 Biology, General	A
D 205		210 Class Lab	1,383	40	03	11	0401 Biology, General	A
D 206		215 Class Lab Service	1,486		03	11	0401 Biology, General	A
D 207		310 Office	64	2	03	11	0401 Biology, General	A
D 208		110 Classroom	683	42	09	11	0099 General Assignment	A
D 209		110 Classroom	674	29	11	11	0099 General Assignment	A
D 210		210 Class Lab	1,155	48	03	11	0401 Biology, General	A
D 211		215 Class Lab Service	244		03	11	0401 Biology, General	A
D 212		310 Office	124	3	08	11	1905 Chemistry, General	A
D 213		310 Office	126	2	08	11	1701 Mathematics, General	A
D 214		310 Office	126	3	03	11	0401 Biology, General	A
D 215		310 Office	126	2	21	11	0401 Biology, General	A

Room Detail Report

(by building)

**344 Merritt College
Building: 2 SCIENCE - D**

Room #	A-Z	Room Type	ASF	Stations	Dept	Prog	TOP/Service and Support	Record Status
D 216		310 Office	126	2	21	11	0401 Biology, General	A
D 217		310 Office	181	3	05	11	0401 Biology, General	A
D 218		310 Office	125	4	03	11	0401 Biology, General	A
D 219		310 Office	132	2	03	66	6799 Other General Institutional Support Services	A
D 221		110 Classroom	683	41	02	11	0099 General Assignment	A
D 222		215 Class Lab Service	1,322		05	11	1905 Chemistry, General	A
D 223		215 Class Lab Service	157	2	05	11	1905 Chemistry, General	A
D 224		210 Class Lab	1,375	50	08	11	1911 Astronomy	A
D 225		115 Classroom Service	29		08	11	0099 General Assignment	A
D 226		215 Class Lab Service	150		05	11	1911 Astronomy	A
D 226	A	215 Class Lab Service	112		05	11	1911 Astronomy	A
D 227		215 Class Lab Service	29		05	11	1905 Chemistry, General	A
D 228		210 Class Lab	1,391	35	05	11	1905 Chemistry, General	A
D 229		210 Class Lab	1,196	35	05	11	1905 Chemistry, General	A
D 230		215 Class Lab Service	344		05	11	1905 Chemistry, General	A
D 231		210 Class Lab	528	10	05	11	1905 Chemistry, General	A
D 232		215 Class Lab Service	152		05	11	1905 Chemistry, General	A
D 233		110 Classroom	1,402	82	22	11	0099 General Assignment	A
D 234		110 Classroom	1,402	66	05	11	0099 General Assignment	A
D 235		210 Class Lab	1,402	36	05	11	1905 Chemistry, General	A
D 236		210 Class Lab	1,165	36	05	11	1905 Chemistry, General	A
D 237		215 Class Lab Service	37		05	11	1905 Chemistry, General	A
D 238		310 Office	124	1	12	11	1701 Mathematics, General	A

Room Detail Report

(by building)

**344 Merritt College
Building: 2 SCIENCE - D**

Room #	A-Z	Room Type	ASF	Stations	Dept	Prog	TOP/Service and Support	Record Status
D 239		310 Office	126	2	12	11	1701 Mathematics, General	A
D 240		310 Office	126	3	12	12	0701 Information Technology, General	A
D 241		310 Office	126	1	04	46	6010 Academic Administration	A
D 242		310 Office	126	1	04	46	6010 Academic Administration	A
D 243		110 Classroom	421	40	10	11	0099 General Assignment	A
D 244		310 Office	124	2	04	11	0502 Accounting	A
D 245		250 Non-Class Lab	200	8	03	11	0401 Biology, General	A
D 247		210 Class Lab	1,402	36	03	11	0401 Biology, General	A
D 248		250 Non-Class Lab	464	24	03	11	0401 Biology, General	A
D 251		215 Class Lab Service	369		03	11	0401 Biology, General	A
D 252		210 Class Lab	1,402	35	03	11	0401 Biology, General	A
Total Rooms: 103			49,776	1,506				

Room Detail Report

(by building)

**344 Merritt College
Building: 3 GYMNASIUM - E**

Room #	A-Z	Room Type	ASF	Stations	Dept	Prog	TOP/Service and Support	Record Status
E 101		520 Athletics/Physical Education	12,003		14	11	0835 Physical Education	A
E 102		525 Athletic/Physical Ed Service	98		15	11	0835 Physical Education	A
E 106		525 Athletic/Physical Ed Service	211			11	0835 Physical Education	A
E 109		715 DP/Computer Service	169		14	64	6780 Management Information Services	A
E 110		525 Athletic/Physical Ed Service	98		14	11	0835 Physical Education	A
E 111		525 Athletic/Physical Ed Service	48		14	11	0835 Physical Education	A
E 116		525 Athletic/Physical Ed Service	48		14	11	0835 Physical Education	A
E 206		525 Athletic/Physical Ed Service	24		14	11	0835 Physical Education	A
E 207		635 Food Facilities Service	189		28	45	6940 Food Services	A

Total Rooms: 9**12,888**

Room Detail Report

(by building)

**344 Merritt College
Building: 4 LOCKER - F**

Room #	A-Z	Room Type	ASF	Stations	Dept	Prog	TOP/Service and Support	Record Status
F 100		525 Athletic/Physical Ed Service	1,493		14	11	0835 Physical Education	A
F 101		525 Athletic/Physical Ed Service	346			11	0835 Physical Education	A
F 105		525 Athletic/Physical Ed Service	405		14	11	0835 Physical Education	A
F 110		525 Athletic/Physical Ed Service	3,960		14	11	0835 Physical Education	A
F 114		730 Storage	165		14	11	0835 Physical Education	A
F 117		525 Athletic/Physical Ed Service	195		14	11	0835 Physical Education	A
F 119		525 Athletic/Physical Ed Service	119		14	11	0835 Physical Education	A
F 121		525 Athletic/Physical Ed Service	88			11	0835 Physical Education	A
F 122		525 Athletic/Physical Ed Service	54			11	0835 Physical Education	A
F 123		525 Athletic/Physical Ed Service	22		14	11	0835 Physical Education	A
F 124		720 Shop	189	2	15	65	6510 Building Maintenance and Operation Support	A
F 126		310 Office	200	3	24	65	6510 Building Maintenance and Operation Support	A
F 200		680 Meeting Room	740	40	14	11	0099 General Assignment	A
F 201		310 Office	188	1	06	11	0801 Education, General (Pre-Professional)(Transfer)	A
F 202		310 Office	139	2	06	11	0801 Education, General (Pre-Professional)(Transfer)	A
F 203		310 Office	140	2	11	11	1501 English	A
F 204		310 Office	140	2	14	11	0835 Physical Education	A
F 205		310 Office	140	2	11	11	0835 Physical Education	A
F 206		310 Office	140	2	14	11	0835 Physical Education	A
F 207		310 Office	140	2	14	11	2001 Psychology, General	A
F 208		310 Office	150	2	11	11	1501 English	A
F 209		310 Office	190	1	06	11	1501 English	A
F 210		310 Office	137	2	11	11	2207 Political Science	A

Room Detail Report

(by building)

**344 Merritt College
Building: 4 LOCKER - F**

Room #	A-Z	Room Type	ASF	Stations	Dept	Prog	TOP/Service and Support	Record Status
F 211		310 Office	435	4	15	11	1501 English	A
F 212		310 Office	139	1	11	11	1501 English	A
F 213		310 Office	188	2	11	11	1501 English	A
F 214		525 Athletic/Physical Ed Service	3,995		15	11	0835 Physical Education	A
F 215		650 Lounge	277		15	11	0835 Physical Education	A
F 216		525 Athletic/Physical Ed Service	277		15	11	0835 Physical Education	A
F 218		525 Athletic/Physical Ed Service	288		15	11	0835 Physical Education	A
F 222		525 Athletic/Physical Ed Service	141		15	11	0835 Physical Education	A
Total Rooms: 31			15,220	70				

Room Detail Report

(by building)

**344 Merritt College
Building: 5 BUSINESS - P**

Room #	A-Z	Room Type	ASF	Stations	Dept	Prog	TOP/Service and Support	Record Status
P 101		625 Exhibition Service	1,468			12	0701 Information Technology, General	A
P 102		680 Meeting Room	655	30	00	52	6499 Other Student Services	A
P 103		210 Class Lab	1,584	34	03	12	0701 Information Technology, General	A
P 105		310 Office	143	3	03	12	0701 Information Technology, General	A
P 106		215 Class Lab Service	195		03	12	0701 Information Technology, General	A
P 107		210 Class Lab	494	17	03	12	0701 Information Technology, General	A
P 108		315 Office Service	494		00	54	6460 Financial Aid	A
P 109		310 Office	195	1	03	12	0701 Information Technology, General	A
P 110		310 Office	143	1	03	12	0701 Information Technology, General	A
P 111		210 Class Lab	1,584	34	03	12	0701 Information Technology, General	A
P 112		115 Classroom Service	713		01	67	0099 General Assignment	A
P 112	A	715 DP/Computer Service	131		03	64	6780 Management Information Services	A
P 203		110 Classroom	908	62	03	11	0099 General Assignment	A
P 204		110 Classroom	724	39	03	11	0099 General Assignment	A
P 206		310 Office	380	3	03	11	0502 Accounting	A
P 206	A	310 Office	137	1	03	11	0701 Information Technology, General	A
P 206	B	315 Office Service	117	1	03	11	0502 Accounting	A
P 206	C	115 Classroom Service	36		03	11	0099 General Assignment	A
P 207		110 Classroom	724	33	03	11	0099 General Assignment	A
P 208		110 Classroom	908	50	03	11	0099 General Assignment	A
P 215		115 Classroom Service	84	1	03	11	0099 General Assignment	A
P 218		050 Inactive Area	1,793	50	03	11	0701 Information Technology, General	A
P 301		310 Office	125	1		55	6420 Disabled Students Programs and Services (DSPS)	A

Room Detail Report

(by building)

**344 Merritt College
Building: 5 BUSINESS - P**

Room #	A-Z	Room Type	ASF	Stations	Dept	Prog	TOP/Service and Support	Record Status
P 302		310 Office	125	1		55	6420 Disabled Students Programs and Services (DSPS)	A
P 303		310 Office	125	1		55	6420 Disabled Students Programs and Services (DSPS)	A
P 304		310 Office	125	1		55	6420 Disabled Students Programs and Services (DSPS)	A
P 305		220 Spec Class Lab	623	24		11	4930 General Studies	A
P 305	A	310 Office	92	1		55	6420 Disabled Students Programs and Services (DSPS)	A
P 305	B	315 Office Service	56			55	6420 Disabled Students Programs and Services (DSPS)	A
P 305	C	310 Office	55	1		55	6420 Disabled Students Programs and Services (DSPS)	A
P 306		220 Spec Class Lab	768	20		11	4930 General Studies	A
P 306	A	310 Office	91	1		55	6420 Disabled Students Programs and Services (DSPS)	A
P 307		110 Classroom	3,126	209		11	0099 General Assignment	A
P 307	A	115 Classroom Service	130			11	0099 General Assignment	A
P 307	B	115 Classroom Service	51			11	0099 General Assignment	A
P 308		110 Classroom	491	19		11	0099 General Assignment	A
P 311		630 Food Facilities	113			55	6940 Food Services	A
Total Rooms: 37			19,706	639				

Room Detail Report

(by building)

**344 Merritt College
Building: 6 CAMPUS CENTER Q**

Room #	A-Z	Room Type	ASF	Stations	Dept	Prog	TOP/Service and Support	Record Status
Q 104		720 Shop	130			64	6770 Logistical Services	A
Q 105		310 Office	163	1		63	6791 General Administration Services	A
Q 106		720 Shop	513			64	6770 Logistical Services	A
Q 107		725 Shop Service	300			64	6770 Logistical Services	A
Q 107	A	725 Shop Service	10			64	6770 Logistical Services	A
Q 109		715 DP/Computer Service	543		01	44	6780 Management Information Services	A
Q 110		725 Shop Service	130			64	6770 Logistical Services	A
Q 111		710 Data Processing/Computer	547	28		44	6750 Staff Development	A
Q 112		730 Storage	176			64	6770 Logistical Services	A
Q 113		310 Office	179	1		63	6770 Logistical Services	A
Q 207		650 Lounge	114			66	6791 General Administration Services	A
Q 209		715 DP/Computer Service	396			44	6780 Management Information Services	A
Q 214		310 Office	197	1		62	6720 Fiscal Operations	A
Q 216		310 Office	231	1		62	6720 Fiscal Operations	A
Q 218		680 Meeting Room	366	25		63	6791 General Administration Services	A
Q 219		315 Office Service	45			62	6720 Fiscal Operations	A
Q 223		680 Meeting Room	171	12		63	6791 General Administration Services	A
Q 224		310 Office	151	2		62	6720 Fiscal Operations	A
Q 225		310 Office	109	1		62	6720 Fiscal Operations	A
Q 226		310 Office	92	1		62	6720 Fiscal Operations	A
Q 227		310 Office	123	1		62	6720 Fiscal Operations	A
Q 228		310 Office	359	4		62	6720 Fiscal Operations	A
Q 229		310 Office	286	3		62	6720 Fiscal Operations	A

Room Detail Report

(by building)

**344 Merritt College
Building: 6 CAMPUS CENTER Q**

Room #	A-Z	Room Type	ASF	Stations	Dept	Prog	TOP/Service and Support	Record Status
Q 230		310 Office	104	1		62	6720 Fiscal Operations	A
Q 231		315 Office Service	177			62	6720 Fiscal Operations	A
Q 232		310 Office	166	1		63	6791 General Administration Services	A
Q 301		310 Office	440	4		61	6620 Management Planning Functions	A
Q 304		310 Office	298	1	00	61	6620 Management Planning Functions	A
Q 305		310 Office	111	1	00	46	6010 Academic Administration	A
Q 306		310 Office	124	1	00	46	6010 Academic Administration	A
Q 307		310 Office	440	4	00	46	6010 Academic Administration	A
Q 308		315 Office Service	66		00	46	6010 Academic Administration	A
Q 309		315 Office Service	35			46	6010 Academic Administration	A
Q 311		680 Meeting Room	254	2	00	32	6710 Community Relations	A
Q 312		650 Lounge	145		00	66	6010 Academic Administration	A
Total Rooms: 35			7,691	96				

Room Detail Report

(by building)

**344 Merritt College
Building: 7 CAMPUS CENTER R**

Room #	A-Z	Room Type	ASF	Stations	Dept	Prog	TOP/Service and Support	Record Status
R 3		715 DP/Computer Service	45			64	6780 Management Information Services	A
R 5		710 Data Processing/Computer	417	21		64	6780 Management Information Services	A
R 10		715 DP/Computer Service	40			64	6780 Management Information Services	A
R 11		650 Lounge	178			66	6791 General Administration Services	A
R 12	A	310 Office	72	1		65	6530 Custodial Services	A
R 13		310 Office	93	1		65	6599 Other Maintenance and Operation of Plant	A
R 14		730 Storage	381			64	6770 Logistical Services	A
R 17		735 Storage Service	191			64	6770 Logistical Services	A
R 18		730 Storage	460			64	6770 Logistical Services	A
R 20		310 Office	128			64	6770 Logistical Services	A
R 21		730 Storage	177			65	6770 Logistical Services	A
R 22		655 Lounge Service	72			66	6799 Other General Institutional Support Services	A
R 23		650 Lounge	903	12		66	6799 Other General Institutional Support Services	A
R 28		110 Classroom	870	38		11	0099 General Assignment	A
R 29		110 Classroom	738	37		11	0099 General Assignment	A
R 101		660 Merchandise Facility	1,552			55	6910 Bookstore	A
R 101	A	665 Merchandise Facility Service	95	2		55	6910 Bookstore	A
R 101	B	665 Merchandise Facility Service	139			55	6910 Bookstore	A
R 105		410 Read/Study Room	1,290	13		53	6399 Other Counseling and Guidance	A
R 105	A	310 Office	92	1		53	6399 Other Counseling and Guidance	A
R 105	B	310 Office	115	1		53	6399 Other Counseling and Guidance	A
R 105	C	310 Office	115	1		53	6399 Other Counseling and Guidance	A
R 105	D	310 Office	127	1		53	6399 Other Counseling and Guidance	A

Room Detail Report

(by building)

**344 Merritt College
Building: 7 CAMPUS CENTER R**

Room #	A-Z	Room Type	ASF	Stations	Dept	Prog	TOP/Service and Support	Record Status
R 105	E	310 Office	127	1		53	6399 Other Counseling and Guidance	A
R 105	F	310 Office	90	1		53	6399 Other Counseling and Guidance	A
R 105	G	315 Office Service	44			53	6399 Other Counseling and Guidance	A
R 105	H	310 Office	84	1		53	6399 Other Counseling and Guidance	A
R 105	J	310 Office	144	2		53	6399 Other Counseling and Guidance	A
R 106		880 Public Waiting	152	3		55	6440 Health Services	A
R 106	A	850 Treatment	57	1		55	6440 Health Services	A
R 106	C	850 Treatment	80	1		55	6440 Health Services	A
R 106	E	830 Nurse Station	106	1		55	6440 Health Services	A
R 106	F	680 Meeting Room	319	22		66	6799 Other General Institutional Support Services	A
R 108		590 Other	448	14		53	6399 Other Counseling and Guidance	A
R 109		310 Office	400	8		53	6310 Counseling Services	A
R 109	A	315 Office Service	242	3		53	6310 Counseling Services	A
R 109	B	310 Office	140	1		52	6300 Counseling and Guidance	A
R 109	C	310 Office	140	1		52	0835 Physical Education	A
R 109	D	310 Office	140	1		52	6420 Disabled Students Programs and Services (DSPS)	A
R 109	F	310 Office	124	1		53	6420 Disabled Students Programs and Services (DSPS)	A
R 109	H	310 Office	117	1		53	6420 Disabled Students Programs and Services (DSPS)	A
R 109	J	310 Office	117	1		53	6310 Counseling Services	A
R 109	K	310 Office	112	1		53	6310 Counseling Services	A
R 109	L	310 Office	131	1		53	6310 Counseling Services	A
R 109	M	310 Office	138	1		53	6399 Other Counseling and Guidance	A
R 109	N	310 Office	129	1		52	6430 Extended Opportunity Programs and Services (EOPS)	A

Room Detail Report

(by building)

**344 Merritt College
Building: 7 CAMPUS CENTER R**

Room #	A-Z	Room Type	ASF	Stations	Dept	Prog	TOP/Service and Support	Record Status
R 109	P	310 Office	135	1		52	6430 Extended Opportunity Programs and Services (EOPS)	A
R 109	Q	310 Office	135	1		52	6430 Extended Opportunity Programs and Services (EOPS)	A
R 109	R	310 Office	131	1		52	6430 Extended Opportunity Programs and Services (EOPS)	A
R 109	S	310 Office	129	1		53	6310 Counseling Services	A
R 109	T	310 Office	129	1		53	6399 Other Counseling and Guidance	A
R 109	U	315 Office Service	129			53	6399 Other Counseling and Guidance	A
R 109	V	315 Office Service	57			53	6399 Other Counseling and Guidance	A
R 110		650 Lounge	4,078	80		51	6999 Other Ancillary Services	A
R 110	B	655 Lounge Service	98			51	6999 Other Ancillary Services	A
R 111		730 Storage	136			64	6770 Logistical Services	A
R 112	A	680 Meeting Room	574	25	0	66	6799 Other General Institutional Support Services	A
R 113		310 Office	800	8		55	6450 Student Personnel Administration	A
R 113	A	310 Office	182	3		54	6460 Financial Aid	A
R 113	B	315 Office Service	253			55	6450 Student Personnel Administration	A
R 113	C	315 Office Service	35			55	6450 Student Personnel Administration	A
R 113	D	310 Office	101	1		61	6450 Student Personnel Administration	A
R 113	E	310 Office	252	1		61	6450 Student Personnel Administration	A
R 113	F	310 Office	169	1		55	6450 Student Personnel Administration	A
R 113	G	310 Office	169	2		55	6450 Student Personnel Administration	A
R 113	H	310 Office	174	1		63	6610 Institutional Research	A
R 114		310 Office	441	5		63	6230 Admissions Activities	A
R 114	A	315 Office Service	32			63	6230 Admissions Activities	A
R 114	B	315 Office Service	60			63	6230 Admissions Activities	A

Room Detail Report

(by building)

**344 Merritt College
Building: 7 CAMPUS CENTER R**

Room #	A-Z	Room Type	ASF	Stations	Dept	Prog	TOP/Service and Support	Record Status
R 114	C	310 Office	290	3		62	6720 Fiscal Operations	A
R 114	D	315 Office Service	66			63	6230 Admissions Activities	A
R 117		310 Office	102	1		64	6770 Logistical Services	A
R 120		730 Storage	154			64	6770 Logistical Services	A
R 123		310 Office	260	4		55	6499 Other Student Services	A
R 124		310 Office	235	1		55	6960 Students and Co-curricular Activities	A
R 124	A	310 Office	84	1		55	6960 Students and Co-curricular Activities	A
R 124	B	310 Office	121	1		55	6960 Students and Co-curricular Activities	A
R 124	C	310 Office	70	1		55	6960 Students and Co-curricular Activities	A
R 124	D	315 Office Service	16			55	6960 Students and Co-curricular Activities	A
R 125		670 Recreation	494	10		51	6960 Students and Co-curricular Activities	A
R 126		670 Recreation	126	2		51	6960 Students and Co-curricular Activities	A
R 127		670 Recreation	641	10		51	6960 Students and Co-curricular Activities	A
R 128		670 Recreation	307	5		51	6960 Students and Co-curricular Activities	A
R 128	A	670 Recreation	74	1		51	6960 Students and Co-curricular Activities	A
R 128	B	670 Recreation	74	1		51	6960 Students and Co-curricular Activities	A
R 129		670 Recreation	284	10		51	6960 Students and Co-curricular Activities	A
R 130		630 Food Facilities	1,606	107		55	6940 Food Services	A
R 131		635 Food Facilities Service	548			55	6940 Food Services	A
R 131	A	310 Office	76	1		55	6940 Food Services	A
R 131	C	635 Food Facilities Service	72			55	6940 Food Services	A
R 131	D	635 Food Facilities Service	1,502			55	6940 Food Services	A
R 132		630 Food Facilities	912	61		55	6940 Food Services	A

Room Detail Report

(by building)

**344 Merritt College
Building: 7 CAMPUS CENTER R**

Room #	A-Z	Room Type	ASF	Stations	Dept	Prog	TOP/Service and Support	Record Status
Total Rooms: 92			28,384	549				

Room Detail Report

(by building)

344 Merritt College**Building: 15 LANDSCAPE HORT - H**

Room #	A-Z	Room Type	ASF	Stations	Dept	Prog	TOP/Service and Support	Record Status
H 101		110 Classroom	1,176	41	00	12	0099 General Assignment	A
H 105		210 Class Lab	1,134	24		12	0109 Horticulture	A
H 107		310 Office	143	1	00	12	0109 Horticulture	A
H 107	A	315 Office Service	234		00	12	0109 Horticulture	A
H 108		110 Classroom	2,205	25	00	12	0099 General Assignment	A
H 110		580 Greenhouse	1,501		00	12	0109 Horticulture	A
H 110	A	210 Class Lab	1,022	23	00	12	0109 Horticulture	A
H 110	B	585 Greenhouse Service	76		00	12	0109 Horticulture	A
H 111		580 Greenhouse	753		00	12	0109 Horticulture	A
H 112		580 Greenhouse	752		00	12	0109 Horticulture	A
H 113		580 Greenhouse	757		00	12	0109 Horticulture	A
H 114		580 Greenhouse	742		00	12	0109 Horticulture	A
H 116		215 Class Lab Service	525		00	12	0109 Horticulture	A
H 117		215 Class Lab Service	88		00	12	0109 Horticulture	A
H 118		215 Class Lab Service	511		00	12	0109 Horticulture	A
H 121	A	215 Class Lab Service	81		00	12	0109 Horticulture	A
H 121	B	215 Class Lab Service	81		00	12	0109 Horticulture	A
H 121	C	215 Class Lab Service	60		00	12	0109 Horticulture	A
H 121	D	215 Class Lab Service	60		00	12	0109 Horticulture	A
H 121	E	215 Class Lab Service	60		00	12	0109 Horticulture	A
H 121	F	215 Class Lab Service	87		00	12	0109 Horticulture	A
H 121	G	215 Class Lab Service	87		00	12	0109 Horticulture	A
LH 123		580 Greenhouse	4,408			12	0109 Horticulture	A

Room Detail Report

(by building)

344 Merritt College

Building: 15 LANDSCAPE HORT - H

Room #	A-Z	Room Type	ASF	Stations	Dept	Prog	TOP/Service and Support	Record Status
LH 124		580 Greenhouse	1,233			12	0109 Horticulture	A
Total Rooms: 24			17,776	114				

Room Detail Report

(by building)

**344 Merritt College
Building: 17 LIBRARY - L**

Room #	A-Z	Room Type	ASF	Stations	Dept	Prog	TOP/Service and Support	Record Status
100		680 Meeting Room	1,025	50	27	52	4930 General Studies	A
101		050 Inactive Area	146		27	52	4930 General Studies	A
101	A	315 Office Service	112		27	41	4930 General Studies	A
102		050 Inactive Area	625	15	27	52	4930 General Studies	A
104		730 Storage	1,566		27	44	4930 General Studies	A
105		050 Inactive Area	227	2	27	44	6499 Other Student Services	A
106		215 Class Lab Service	146		27	41	4900 Interdisciplinary Studies	A
108		210 Class Lab	1,190	47	27	44	4900 Interdisciplinary Studies	A
110		115 Classroom Service	117		27	52	4900 Interdisciplinary Studies	A
111		110 Classroom	570	38	27	43	4900 Interdisciplinary Studies	A
112		110 Classroom	380	25	27	11	4900 Interdisciplinary Studies	A
115		210 Class Lab	986	22	27	11	1002 Art (Painting, Drawing and Sculpture)	A
115	A	215 Class Lab Service	146		27	11	1002 Art (Painting, Drawing and Sculpture)	A
116	A	050 Inactive Area	36	1	27	41	6420 Disabled Students Programs and Services (DSPS)	A
116	B	050 Inactive Area	36	1	27	41	6420 Disabled Students Programs and Services (DSPS)	A
116	C	050 Inactive Area	36	1	27	41	6120 Library	A
117		710 Data Processing/Computer	176			64	6770 Logistical Services	A
200		430 Library - Electronic Carrels	6,065	118	27	41	6120 Library	A
200	A	620 Exhibition	564	2	27	41	6140 Museums and Galleries	A
200	B	440 Processing Room	2,295	27	27	41	6120 Library	A
200	C	110 Classroom	535	40	27	41	0099 General Assignment	A
203		455 Study Service	49		27	41	6120 Library	A
204		420 Stack	423		27	41	6120 Library	A

Room Detail Report

(by building)

**344 Merritt College
Building: 17 LIBRARY - L**

Room #	A-Z	Room Type	ASF	Stations	Dept	Prog	TOP/Service and Support	Record Status
205		455 Study Service	34		27	41	6120 Library	A
207		455 Study Service	178		27	41	6120 Library	A
300		430 Library - Electronic Carrels	5,296	106	27	41	6120 Library	A
301	A	410 Read/Study Room	276	10	27	41	6120 Library	A
301	B	410 Read/Study Room	152	11	27	41	6120 Library	A
301	C	410 Read/Study Room	123	8	27	41	6120 Library	A
302		310 Office	211	1	27	41	6120 Library	A
304		455 Study Service	1,149	9	27	41	6120 Library	A
304	A	310 Office	233	2	27	41	6120 Library	A
307		440 Processing Room	240		27	41	6120 Library	A
307	A	655 Lounge Service	12		27	41	6120 Library	A
Total Rooms: 34			25,355	536				

Room Detail Report

(by building)

**344 Merritt College
Building: 20 MAINTENANCE**

Room #	A-Z	Room Type	ASF	Stations	Dept	Prog	TOP/Service and Support	Record Status
1		720 Shop	1,120		24	65	6510 Building Maintenance and Operation Support	A
2	A	310 Office	30	1	24	65	6510 Building Maintenance and Operation Support	A
2	B	725 Shop Service	230		24	65	6510 Building Maintenance and Operation Support	A
Total Rooms: 3			1,380	1				

Room Detail Report

(by building)

**344 Merritt College
Building: 22 CHILDRENS CENTER**

Room #	A-Z	Room Type	ASF	Stations	Dept	Prog	TOP/Service and Support	Record Status
1		555 Demonstration Service	287		00	45	6920 Child Development Centers	A
3		310 Office	169	1	00	45	6920 Child Development Centers	A
4		315 Office Service	28		00	45	6920 Child Development Centers	A
5		315 Office Service	47		00	45	6920 Child Development Centers	A
6		650 Lounge	240		32	45	6920 Child Development Centers	A
6	A	715 DP/Computer Service	50			64	6780 Management Information Services	A
9		550 Demonstration (Child Care)	841		00	45	6920 Child Development Centers	A
10		550 Demonstration (Child Care)	920		32	45	6920 Child Development Centers	A
11		550 Demonstration (Child Care)	416		32	45	6920 Child Development Centers	A
13		555 Demonstration Service	128		00	45	6920 Child Development Centers	A
15		555 Demonstration Service	345		32	45	6920 Child Development Centers	A
16		550 Demonstration (Child Care)	895		32	45	6920 Child Development Centers	A
17		550 Demonstration (Child Care)	910		32	45	6920 Child Development Centers	A
18		550 Demonstration (Child Care)	435		00	45	6920 Child Development Centers	A
20		550 Demonstration (Child Care)	902		32	45	6920 Child Development Centers	A
21		555 Demonstration Service	27		32	45	6920 Child Development Centers	A
22		555 Demonstration Service	27		00	45	6920 Child Development Centers	A
23		555 Demonstration Service	27		32	45	6920 Child Development Centers	A
24		555 Demonstration Service	27		32	45	6920 Child Development Centers	A
Total Rooms: 19			6,721	1				

Room Detail Report

(by building)

344 Merritt College

Building: 23 ATHLETIC STORAGE 1

Room #	A-Z	Room Type	ASF	Stations	Dept	Prog	TOP/Service and Support	Record Status
1		525 Athletic/Physical Ed Service	973		14	11	0835 Physical Education	A

Total Rooms: 1

973

Room Detail Report

(by building)

344 Merritt College

Building: 24 ATHLETIC STORAGE 2

Room #	A-Z	Room Type	ASF	Stations	Dept	Prog	TOP/Service and Support	Record Status
1		525 Athletic/Physical Ed Service	1,372		14	11	0835 Physical Education	A

Total Rooms: 1

1,372

Room Detail Report

(by building)

344 Merritt College

Building: 25 ATHLETIC STORAGE 3

Room #	A-Z	Room Type	ASF	Stations	Dept	Prog	TOP/Service and Support	Record Status
1		525 Athletic/Physical Ed Service	460		14	11	0835 Physical Education	A

Total Rooms: 1

460

Room Detail Report

(by building)

**344 Merritt College
Building: 27 FRUITVALE UNIT**

Room #	A-Z	Room Type	ASF	Stations	Dept	Prog	TOP/Service and Support	Record Status
201		110 Classroom	660	53	01	11	0099 General Assignment	A
302		310 Office	174	2	01	11	4930 General Studies	A
Total Rooms: 2			834	55				

Room Detail Report

(by building)

344 Merritt College

Building: 28 CONCESSION STAND

Room #	A-Z	Room Type	ASF	Stations	Dept	Prog	TOP/Service and Support	Record Status
100		525 Athletic/Physical Ed Service	236		14	11	0835 Physical Education	A
102		525 Athletic/Physical Ed Service	16			11	0835 Physical Education	A
Total Rooms: 2			252					

Room Detail Report

(by building)

**344 Merritt College
Building: 29 PRESSBOX**

Room #	A-Z	Room Type	ASF	Stations	Dept	Prog	TOP/Service and Support	Record Status
100		525 Athletic/Physical Ed Service	168		14	11	0835 Physical Education	A

Total Rooms: 1

168

Room Detail Report

(by building)

344 Merritt College

Building: 30 TRACK FIELD RESTROOMS

Room #	A-Z	Room Type	ASF	Stations	Dept	Prog	TOP/Service and Support	Record Status
101		525 Athletic/Physical Ed Service	97			11	0835 Physical Education	A

Total Rooms: 1

97

Room Detail Report

(by building)

344 Merritt College

Building: 31 HORTICULTURE TRAILER

Room #	A-Z	Room Type	ASF	Stations	Dept	Prog	TOP/Service and Support	Record Status
H 151		310 Office	171	2		12	0109 Horticulture	A
Total Rooms: 1			171	2				

Room Detail Report

(by building)

344 Merritt College

Building: 32 HORT. TRACTOR SHED

Room #	A-Z	Room Type	ASF	Stations	Dept	Prog	TOP/Service and Support	Record Status
H 150		560 Field Building	182			12	0109 Horticulture	A

Total Rooms: 1

182

Room Detail Report

(by building)

344 Merritt College

Building: 33 HORT REFRIGERATION UNIT

Room #	A-Z	Room Type	ASF	Stations	Dept	Prog	TOP/Service and Support	Record Status
1		215 Class Lab Service	84			12	0109 Horticulture	A

Total Rooms: 1

84



DIRECTORY



- PARKING**
- A PARKING LOT
 - B PARKING LOT
 - C PARKING LOT
 - D PARKING LOT
 - E PARKING LOT
 - F PARKING LOT
 - G STAFF PARKING LOT
 - H ACCESSIBLE PARKING LOT
 - I PARKING LOT
 - ADDITIONAL STAFF PARKING

- BUILDINGS**
- A A BLDG
 - CC CHILD CARE CENTER
 - D D BLDG - SCIENCE & ALLIED HEALTH
 - E E BLDG - GYMNASIUM
 - F F BLDG - LOCKER ROOMS
 - H H BLDG - HORTICULTURE COMPLEX
 - L L BLDG - LIBRARY & LEARNING CENTER
 - P P BLDG - COMPUTER LAB
 - Q Q BLDG - ADMINISTRATION & BUSINESS OFFICE
 - R R BLDG - STUDENT SERVICES

- FACILITIES**
- AF ATHLETIC FACILITY
 - BUS BUS STOP ENCLOSURE
 - NF NURSING FORUM
 - NSA NURSING SIM LAB A
 - NSB NURSING LAB B
 - SRH SELF RELIANT HOUSE
 - TC TENNIS COURTS
 - TEACHING & LEARNING CENTER
 - WC WELCOME CENTER
 - PPS PERALTA POLICE SERVICES





PERALTA COMMUNITY COLLEGE DISTRICT
Office of General Services

Berkeley City College

BERKELEY CITY COLLEGE

Statement of Five Year College Education Plans

Statement of Purpose

Berkeley City College's mission is to promote student success and to provide our diverse community with educational opportunities for transforming lives.

The Context of the Community Served

Berkeley City College is a comprehensive community college providing classes and programs leading to associate in arts degrees, associate in science degrees, and occupational certificates. BCC serves the six cities of Berkeley, Albany, Emeryville, Oakland, Piedmont, and Alameda. The college's vocational programs include Business, Spanish Medical Interpreter, American Sign Language, Computer Information Systems, Multimedia, Public and Human Services, and Biotechnology. Students seeking transfer may enroll in one of the college's liberal arts degree programs, our AAT or AST's (Guaranteed Transfer Agreement Programs) or in the college's evening and weekend PACE program - all of which offer two-year transfer programs.

It has been seven years since Berkeley City College moved in to its new 165,000 square foot facility at 2050 Center Street. A remarkable growth trend began almost immediately. The growth trajectory confirmed that BCC had not been previously able to meet the base level of service required in the communities of Berkeley, Albany, and Emeryville. Enrollments have steadily increased since that time, only limited by the recent fiscal constraints of state funding and by space restrictions of the current physical campus. Annual headcount increased by 76% from 6,921 in 2006-07 to 12,154 in 2011-12 (need to get this figure from Mike) If I add up Summer 12, Fall 12 and Spring 13 I get 17,176. 13, 624 if just fall and spring? The annual FTES increased by 60% from 2,594 in 2006-07 to 4,145 in 2008-09. FTES for 2009-10 was 4,562 and FTES for 2010-11 was 4,315, and FTES for 2011-12 was 4,028, and almost 3,900 for 2012-13. With the addition of growth funds from the state BCC looks forward to increasing our offerings to serve the student and community needs.

BCC's students tend to qualify for support services in high proportion. Over 80% are between the ages of 16 and 34. The Caucasian enrollment at BCC is 26%, while the college has experienced a slow but steady growth in the Asian and Hispanic populations and maintained the African American population of approximately 20% of the total enrollment. Over 22% of our students identify as mixed race or decline to state, which is something we are working on a more detailed response from our students in future applications.

As a highlight to our demographics please note the following:

	BCC
Black/African American	20%
Asian	16%
White	26%
Latino	14%
Multiple	13%
Unknown/Non-Respondent	9%
Filipino	2%
Pacific Islander	.5%
Other Non-white	.4%
American Indian/ Alaskan Native	.3%
Non-Resident % of Total Enrollment	
Resident	90.7%
International %	5.3%
International Head Count	337
Out of State %	4%
Out of State head Count	250
High School /	
Concurrent Enrollment	5%
4-year college student taking courses	19%
BA Degree or Higher	12%

Berkeley City College is a very diverse institution that serves our community. In addition to serving our community, approximately 10% of our student population consists of out of state or international students.

Educational Approaches

There are significant changes in the local labor market. The cities of Oakland and Berkeley have major economic development initiatives to attract and develop the information technology industry sector and green technology. Berkeley and Emeryville have spawned a large number of firms that provide Internet services or technologies. Oakland is developing a very large capacity to support firms in these areas as well. Biotechnology and Multimedia industries also have major firms in the area. Berkeley City College works closely with these companies. There is also an increasing need for people to work in the services sectors (including financial services and international business) and health services sectors of the economy. Health services and for-profit educational organizations are providing stable and increasing employment bases during this economic downturn. Finally, local universities—with state impetus - have begun major efforts to recruit and train students who want to become teachers.

Berkeley City College must provide additional technical training to respond to the demands of this local labor market. Much of the career- and transfer-preparation requires high-end

computer laboratories such as those needed for multimedia arts, and information technology, and state-of-the-art science labs for sciences and biotechnology. Berkeley City College's science classes enroll quickly, and the college has implemented expansion of its science labs and programs to meet the demand. The college has expanded its Multimedia Arts program to five strands, with new facilities for video production, recording, and animation. A new writing lab and several cohort instructional models, including in-class provision of support services, have been integrated into the Foundations program, designed to meet the developmental needs of students who need more preparation for college-level courses.

Student support services have been greatly enhanced. New facilities include an expanded library (designed to serve 7500 students) with small-group study rooms and a library computer center; a Learning Resource/Tutoring Center; a large Extended Opportunity Programs and Services study center; an adaptive technology laboratory; a Multimedia center with two large computer labs, an animation studio, a print lab, a photography studio, a recording studio, and video makeup suites, among other facilities. The school also has a 250-seat auditorium for lectures, films, large classes, and community events; two specially equipped American Sign Language lab/classrooms; a writing center; a 100-seat tiered classroom; four rooms connected by movable walls for various room configurations, and four multi-use computer labs. Every classroom and lab is equipped with an Audio Visual Control Station, from which the instructor can access a variety of instructional media, including DVDs, CDs, the Internet, and computer-based applications. The new building also includes a beautiful student lounge on the top floor next to the college bookstore, as well as an atrium level where the college community can gather informally. This plaza also has facilities for a sit-down dinner for up to 130 people.

The college completed a fifteen-year Education Master Plan in 2000 with an update in 2001. The plan outlines the institution's commitment to new educational delivery methods, including Computer Aided Instruction, Web-based learning, and distance education. It also describes the new instructional programs mentioned above, as well as institutional commitment to integrating academic and vocational programs and upgrading all occupational certificates and liberal arts degrees to reflect the new demands of the workplace.

A Summary of Facilities Needed

The College has just completed the final 16,000 square feet of undeveloped expansion space in June 2013. The completed space includes additional science lab space, art studio space, and student support areas. With the growth of the college in the past three years, and the expected growth with easing of fiscal constraints in the next few years, the college will need additional larger classrooms, counseling and health services areas, additional labs and spaces suited to special programs to improve student success and more faculty and administrative office space. In addition parking, which the college is forced to lease in the impacted and shrinking downtown market, will be a crucial issue.

Campus Lecture Capacity/Load Ratios

Berkeley City College

No.	Project			2015/2016	2016/2017	2017/2018	2018/2019	2019/2020	2020/2021	2021/2022
	Lect ASF	WSCH	Occupancy							

13 Berkeley City College Annex

2,200 4,651 2020/2021

Berkeley City College

49,357

95%

		2015/2016	2016/2017	2017/2018	2018/2019	2019/2020	2020/2021	2021/2022
Lecture	Actual*/Projected WSCH	39,550	42,945	45,213	47,319	49,651	51,826	52,446
21,146	Cumulative Capacity	44,706	44,706	44,706	44,706	44,706	44,706	49,357
	Capacity/Load Ratio	113%	104%	99%	94%	90%	86%	94%

Campus Laboratory Capacity/Load Ratios

Berkeley City College

No.	Project			2015/2016	2016/2017	2017/2018	2018/2019	2019/2020	2020/2021	2021/2022
	Lab ASF	WSCH	Occupancy							

		2015/2016	2016/2017	2017/2018	2018/2019	2019/2020	2020/2021	2021/2022
Laboratory	Actual*/Projected WSCH	13,592	14,296	14,730	15,085	15,483	16,162	16,355
25,046	Cumulative Capacity	9,805	9,805	9,805	9,805	9,805	9,805	9,805
	Capacity/Load Ratio	72%	69%	67%	65%	63%	61%	60%

Campus Office Capacity/Load Ratios

Berkeley City College

No.	Project			2015/2016	2016/2017	2017/2018	2018/2019	2019/2020	2020/2021	2021/2022
	Off ASF	FTE	Occupancy							

13 Berkeley City College Annex
 3,651 26 2020/2021
 Berkeley City College

171
 98%

		2015/2016	2016/2017	2017/2018	2018/2019	2019/2020	2020/2021	2021/2022
Office	Actual*/Projected FTE	142	151	156	161	169	174	183
20,263	Cumulative Capacity	145	145	145	145	145	145	171
	Capacity/Load Ratio	102%	96%	93%	90%	86%	83%	93%



PERALTA COMMUNITY COLLEGE DISTRICT
Office of General Services

Berkeley City College Energy Usage Calculations

Energy Usage Calculations to Follow

Campus Library Capacity/Load Ratios

Berkeley City College

No.	Project	Lib ASF	Occupancy	2015/2016	2016/2017	2017/2018	2018/2019	2019/2020	2020/2021	2021/2022
-----	---------	---------	-----------	-----------	-----------	-----------	-----------	-----------	-----------	-----------

13 Berkeley City College Annex

1,200 2020/2021

Berkeley City College

7,482

69%

		2015/2016	2016/2017	2017/2018	2018/2019	2019/2020	2020/2021	2021/2022
Library	Actual*/Projected ASF	9,485	9,745	10,005	10,265	10,525	10,784	10,848
6,282	Cumulative Capacity	6,282	6,282	6,282	6,282	6,282	6,282	7,482
	Capacity/Load Ratio	66%	64%	63%	61%	60%	58%	69%

Campus AV/TV Capacity/Load Ratios

Berkeley City College

No.	Project	AVTV ASF	Occupancy	2015/2016	2016/2017	2017/2018	2018/2019	2019/2020	2020/2021	2021/2022
-----	---------	-------------	-----------	-----------	-----------	-----------	-----------	-----------	-----------	-----------

			2015/2016	2016/2017	2017/2018	2018/2019	2019/2020	2020/2021	2021/2022
AV/TV	Actual*/Projected ASF		3,519	3,548	3,576	3,605	3,634	3,662	3,670
2,293	Cumulative Capacity		2,293	2,293	2,293	2,293	2,293	2,293	2,293
	Capacity/Load Ratio		65%	65%	64%	64%	63%	63%	62%

Load Distribution and Staff Forecast

Berkeley City College

Page 124

Campus Load Distribution

Reference: Chancellor's Office Forecast

	Instructional Staff FTE	Total Campus WSCH	Off-Campus WSCH	On-Campus WSCH	P.E. Laboratory WSCH	On-Campus Lecture WSCH	On-Campus Laboratory WSCH
Actual Fall							
2012	130	52,620	5,052	47,569	143	35,106	12,320
2013	133	54,431	5,225	49,206	148	36,314	12,744
Forecast							
2014	138	56,476	5,422	51,054	153	37,678	13,223
2015	142	58,768	5,465	53,302	160	39,550	13,592
2016	151	62,953	5,540	57,413	172	42,945	14,296
2017	156	65,709	5,585	60,124	180	45,213	14,730
2018	161	68,183	5,591	62,592	188	47,319	15,085
2019	169	71,011	5,681	65,330	196	49,651	15,483
2020	174	73,881	5,689	68,192	205	51,826	16,162

Load Distribution and Staff Forecast

Berkeley City College

Page 125

Campus Worksheet for Computing FTE Instruction Staff

College Instructional Staff, Fall Term. Included are all certificated staff for day, extended day, and adult education except those whose office is located off-campus.

(a)	Total Certificated Instructional and Statutory Staff FTE (b)	Non-Instructional Portion of FTE (c)	Net Total Instructional and Statutory Staff FTE (b-c) (d)
Instructors	117.0	10.0	107.0
Counselors Include certificated special program coordinators, economic opportunity program, coordinators, statutory and Title 5 required staff, et. al.	10.0		10.0
Department Administrators	18.3		18.3
Librarians Include certificated director of audio/visual, et. al.	3.1		3.1
Institutional Administrators Include certificated persons with responsibilities covering the entire institution, such as Superintendent, Assistant Superintendent, President, Dean of Instruction, Director of Data Processing, et. al.	7.0	7.0	
Fall 2014 Totals	155.5	17.0	138.5

Column (b) is the total number of Column (a) distributed to categories

Column (c) is the fraction of time express as Full-Time Equivalents devoted to noninstructional work.

Counselors, department administrators, and statutorily required staff are counted as if they had no noninstructional duties.

Load Distribution and Staff Forecast

Berkeley City College

Page 126

Campus Worksheet for Computing FTE Instruction Staff

College Instructional Staff, Fall Term. Included are all certificated staff for day, extended day, and adult education except those whose office is located off-campus.

(a)	Total Certificated Instructional and Statutory Staff FTE (b)	Non-Instructional Portion of FTE (c)	Net Total Instructional and Statutory Staff FTE (b-c) (d)
Instructors	121.0	10.0	111.0
Counselors Include certificated special program coordinators, economic opportunity program, coordinators, statutory and Title 5 required staff, et. al.	10.0		10.0
Department Administrators	18.0		18.0
Librarians Include certificated director of audio/visual, et. al.	3.2		3.2
Institutional Administrators Include certificated persons with responsibilities covering the entire institution, such as Superintendent, Assistant Superintendent, President, Dean of Instruction, Director of Data Processing, et. al.	6.0	6.0	
Fall 2015 Totals	158.2	16.0	142.2

Column (b) is the total number of Column (a) distributed to categories

Column (c) is the fraction of time express as Full-Time Equivalents devoted to noninstructional work.

Counselors, department administrators, and statutorily required staff are counted as if they had no noninstructional duties.

Load Distribution and Staff Forecast

Berkeley City College

Page 127

Campus Worksheet for Computing FTE Instruction Staff

College Instructional Staff, Fall Term. Included are all certificated staff for day, extended day, and adult education except those whose office is located off-campus.

(a)	Total Certificated Instructional and Statutory Staff FTE (b)	Non-Instructional Portion of FTE (c)	Net Total Instructional and Statutory Staff FTE (b-c) (d)
Instructors	129.0	10.0	119.0
Counselors Include certificated special program coordinators, economic opportunity program, coordinators, statutory and Title 5 required staff, et. al.	11.0		11.0
Department Administrators	18.0		18.0
Librarians Include certificated director of audio/visual, et. al.	3.2		3.2
Institutional Administrators Include certificated persons with responsibilities covering the entire institution, such as Superintendent, Assistant Superintendent, President, Dean of Instruction, Director of Data Processing, et. al.	7.0	7.0	
Fall 2016 Totals	168.2	17.0	151.2

Column (b) is the total number of Column (a) distributed to categories

Column (c) is the fraction of time express as Full-Time Equivalents devoted to noninstructional work.

Counselors, department administrators, and statutorily required staff are counted as if they had no noninstructional duties.

Load Distribution and Staff Forecast

Berkeley City College

Page 128

Campus Worksheet for Computing FTE Instruction Staff

College Instructional Staff, Fall Term. Included are all certificated staff for day, extended day, and adult education except those whose office is located off-campus.

(a)	Total Certificated Instructional and Statutory Staff FTE (b)	Non-Instructional Portion of FTE (c)	Net Total Instructional and Statutory Staff FTE (b-c) (d)
Instructors	134.0	10.0	124.0
Counselors Include certificated special program coordinators, economic opportunity program, coordinators, statutory and Title 5 required staff, et. al.	11.0		11.0
Department Administrators	18.0		18.0
Librarians Include certificated director of audio/visual, et. al.	3.2		3.2
Institutional Administrators Include certificated persons with responsibilities covering the entire institution, such as Superintendent, Assistant Superintendent, President, Dean of Instruction, Director of Data Processing, et. al.	7.0	7.0	
Fall 2017 Totals	173.2	17.0	156.2

Column (b) is the total number of Column (a) distributed to categories

Column (c) is the fraction of time express as Full-Time Equivalents devoted to noninstructional work.

Counselors, department administrators, and statutorily required staff are counted as if they had no noninstructional duties.

Load Distribution and Staff Forecast

Berkeley City College

Page 129

Campus Worksheet for Computing FTE Instruction Staff

College Instructional Staff, Fall Term. Included are all certificated staff for day, extended day, and adult education except those whose office is located off-campus.

(a)	Total Certificated Instructional and Statutory Staff FTE (b)	Non-Instructional Portion of FTE (c)	Net Total Instructional and Statutory Staff FTE (b-c) (d)
Instructors	139.0	10.0	129.0
Counselors Include certificated special program coordinators, economic opportunity program, coordinators, statutory and Title 5 required staff, et. al.	11.0		11.0
Department Administrators	18.0		18.0
Librarians Include certificated director of audio/visual, et. al.	3.2		3.2
Institutional Administrators Include certificated persons with responsibilities covering the entire institution, such as Superintendent, Assistant Superintendent, President, Dean of Instruction, Director of Data Processing, et. al.	7.0	7.0	
Fall 2018 Totals	178.2	17.0	161.2

Column (b) is the total number of Column (a) distributed to categories

Column (c) is the fraction of time express as Full-Time Equivalents devoted to noninstructional work.

Counselors, department administrators, and statutorily required staff are counted as if they had no noninstructional duties.

Load Distribution and Staff Forecast

Berkeley City College

Page 130

Campus Worksheet for Computing FTE Instruction Staff

College Instructional Staff, Fall Term. Included are all certificated staff for day, extended day, and adult education except those whose office is located off-campus.

(a)	Total Certificated Instructional and Statutory Staff FTE (b)	Non-Instructional Portion of FTE (c)	Net Total Instructional and Statutory Staff FTE (b-c) (d)
Instructors	146.0	10.0	136.0
Counselors Include certificated special program coordinators, economic opportunity program, coordinators, statutory and Title 5 required staff, et. al.	12.0		12.0
Department Administrators	18.5		18.5
Librarians Include certificated director of audio/visual, et. al.	3.2		3.2
Institutional Administrators Include certificated persons with responsibilities covering the entire institution, such as Superintendent, Assistant Superintendent, President, Dean of Instruction, Director of Data Processing, et. al.	7.0	7.0	
Fall 2019 Totals	186.7	17.0	169.7

Column (b) is the total number of Column (a) distributed to categories

Column (c) is the fraction of time express as Full-Time Equivalents devoted to noninstructional work.

Counselors, department administrators, and statutorily required staff are counted as if they had no noninstructional duties.

Load Distribution and Staff Forecast

Berkeley City College

Page 131

Campus Worksheet for Computing FTE Instruction Staff

College Instructional Staff, Fall Term. Included are all certificated staff for day, extended day, and adult education except those whose office is located off-campus.

(a)	Total Certificated Instructional and Statutory Staff FTE (b)	Non-Instructional Portion of FTE (c)	Net Total Instructional and Statutory Staff FTE (b-c) (d)
Instructors	151.0	10.0	141.0
Counselors Include certificated special program coordinators, economic opportunity program, coordinators, statutory and Title 5 required staff, et. al.	12.0		12.0
Department Administrators	18.5		18.5
Librarians Include certificated director of audio/visual, et. al.	3.2		3.2
Institutional Administrators Include certificated persons with responsibilities covering the entire institution, such as Superintendent, Assistant Superintendent, President, Dean of Instruction, Director of Data Processing, et. al.	7.0	7.0	
Fall 2020 Totals	191.7	17.0	174.7

Column (b) is the total number of Column (a) distributed to categories

Column (c) is the fraction of time express as Full-Time Equivalents devoted to noninstructional work.

Counselors, department administrators, and statutorily required staff are counted as if they had no noninstructional duties.

Cum Sum of Existing and Proposed Space, 2015 - 2021

Berkeley City College

Cumulative Summary of Existing and Proposed Areas, 2015-2021

Priority and Year of Occupancy (a)	Classroom 100's (b)	Laboratory 200's (c)	Office 300's (d)	Library 400's (e)	AV Radio TV 530 - 535 (f)	P.E. 520 - 525 (g)	Assembly 610 - 625 (h)	Inactive 050 - 070 (i)	All Other Areas (j)	Total ASF (k)
Total ASF	21,146	25,046	20,263	6,282	2,293		3,398		8,609	87,037

13	2020/2021	Berkeley City College Annex								
		2,200		3,651	1,200				3,295	10,346
		23,346		23,914	7,482				11,904	97,383

Total Existing and Proposed Space										
	23,346	25,046	23,914	7,482	2,293		3,398		11,904	97,383

Capacity of Net Existing On-Campus ASF

Berkeley City College

Classrooms, Classroom Service (Room Type 100's)

	Net ASF	ASF/100 WSCH	Capacity WSCH
Totals	21,146	47.3	44,706

Laboratories and Laboratory Service Areas (Room Types 210, 215, 220, 225, 230, 235, 255)

TOP Code/Description	Net ASF	ASF/100 WSCH	Capacity WSCH	TOP Code/Description	Net ASF	ASF/100 WSCH	Capacity WSCH
0100 Agriculture and Natural Resources		492		0956 Manufacturing and Industrial Technology		385	
0116 Agricultural Power Equipment Technology		856		1000 Fine and Applied Arts	5,243	257	2,040
0200 Architecture and Related Technologies		257		1100 Foreign Language		150	
0300 Environmental Sciences and Technologies		235		1200 Health		214	
0400 Biological Sciences	1,461	235	622	1300 Family and Consumer Sciences		257	
0500 Business and Management		128		1400 Law		150	
0600 Media and Communications	2,317	214	1,083	1500 Humanities (Letters)		150	
0700 Information Technology		171		1600 Library Science		150	
0800 Education	2,257	321	703	1700 Mathematics		150	
0900 Engineering & Industrial Technologies		321		1800 Military Studies		214	
0945 Industrial Systems Technology and Mainte		556		1900 Physical Sciences	2,819	257	1,097
0946 Environmental Control Technology (HVAC)		556		2000 Psychology		150	
0947 Diesel Technology		856		2100 Public and Protective Services		214	
0948 Automotive Technology		856		2200 Social Sciences		150	
0949 Automotive Collison Repair		856		3000 Commercial Services		214	
0950 Aeronautical and Aviation Technology		749		4900 Interdisciplinary Studies	10,949	257	4,260
0952 Construction Crafts Technology		749					
				Totals	25,046		9,805
				Campus Avg Lab ASF/100 WSCH		255	

Office and Office Service Areas (Room Type 300's)

	Net ASF	ASF per FTE	Capacity FTE
Totals	20,263	140	145

Project Intent And Scope

Berkeley City College

District Priority : **13 Berkeley City College Annex**

Project Type : Site Acquisition New Construction Reconstruction
 Replacement Infrastructure Equipment

Total Estimated Costs : \$24,137,000

Anticipated Source(s) of Funds : State

Type of construction :

Seismic Retrofit :

If Existing - Age :

If Existing - Condition :

Anticipated Time Schedule

	Land Acquisition	Preliminary Plans	Working Drawing	Construction	Equipment	Occupancy
Year		2017/2018	2017/2018	2018/2019	2018/2019	2020/2021
Estimated Cost		\$909,000	\$972,000	\$21,975,000	\$281,000	

Explain why this project is needed:

Since the opening of the new facility on Center Street, Berkeley City College has experienced rapid growth in enrollment. To address this growth, the District is in the process of securing additional nearby property.

This project anticipates construction of a new facility - 20,080 ASF/29,500 ASF to include space to relocate student service functions from the main Center Street building to free up space for additional instructional facilities (future classrooms, labs, tutorial and distance learning classrooms).

Costs include demolition and construction of facilities in downtown Berkeley.

Project Intent And Scope

Berkeley City College

District Priority No.: **13 Berkeley City College Annex**

Outline of Project Space - Buildings and Remodelings

	Classroom Type 100's	Laboratory 210 - 255	Office Type 300's	Library Type 400's	AV - TV 530 - 535	All Other	Total ASF
Project Primary	2,200		12,800	1,200		3,880	20,080
Project Secondary			-9,149			-585	-9,734
Project Net ASF	2,200		3,651	1,200		3,295	10,346

Project Net Capacity

	Net ASF	ASF/100 WSCH	Capacity WSCH
Classrooms, Classroom Service (Room Type 100's)			
Classroom Totals	2,200	47.3	4,651

Laboratories and Laboratory Service Areas (Room Types 210, 215, 220, 225, 230, 235, 255)

Primary Effect				Secondary Effect			
TOP Code/Description	Net ASF	ASF/100 WSCH	Capacity WSCH	TOP Code/Description	Net ASF	ASF/100 WSCH	Capacity WSCH
Laboratory Totals					0		0

	Net ASF	ASF per FTE	Capacity FTE
Office and Office Service Areas (Room Type 300's)			
Office Totals	3,651	140	26.08



PERALTA COMMUNITY COLLEGE DISTRICT
Office of General Services

Berkeley City College Space Inventory

Room Detail Report
(by building)

345 Berkeley City College
Building: 1 BERKELEY CITY COLLEGE

Room #	A-Z	Room Type	ASF	Stations	Dept	Prog	TOP/Service and Support	Record Status
11		730 Storage	180			64	6770 Logistical Services	A
14		110 Classroom	566	35		11	0099 General Assignment	A
15		110 Classroom	542	35		11	0099 General Assignment	A
16		730 Storage	524			64	6770 Logistical Services	A
21		610 Assembly	3,257	230		32	6810 Community Recreation	A
21	A	615 Assembly Service	141			32	6810 Community Recreation	A
22		730 Storage	75			64	6770 Logistical Services	A
24		720 Shop	375			65	6510 Building Maintenance and Operation Support	A
25		720 Shop	301			65	6510 Building Maintenance and Operation Support	A
26		310 Office	171	3		65	6510 Building Maintenance and Operation Support	A
31		110 Classroom	586	35		11	0099 General Assignment	A
31	A	115 Classroom Service	208			11	0099 General Assignment	A
32		110 Classroom	586	35		11	0099 General Assignment	A
32	A	115 Classroom Service	400			11	0099 General Assignment	A
33		110 Classroom	586	35		11	0099 General Assignment	A
34		110 Classroom	596	35		11	0099 General Assignment	A
34	A	115 Classroom Service	224			11	0099 General Assignment	A
44		535 A/V, Radio, TV Service	412			11	0099 General Assignment	A
51		110 Classroom	714	45		11	0099 General Assignment	A
52		110 Classroom	637	45		11	0099 General Assignment	A
53		110 Classroom	506	35		11	0099 General Assignment	A
54		110 Classroom	635	42		11	0099 General Assignment	A
55		110 Classroom	766	41		11	0099 General Assignment	A

Room Detail Report

(by building)

345 Berkeley City College**Building: 1 BERKELEY CITY COLLEGE**

Room #	A-Z	Room Type	ASF	Stations	Dept	Prog	TOP/Service and Support	Record Status
56		830 Nurse Station	126	1		55	6440 Health Services	A
57		110 Classroom	716	45		11	0099 General Assignment	A
100	A	310 Office	145	1		64	6770 Logistical Services	A
108		710 Data Processing/Computer	99			64	6770 Logistical Services	A
111	A	315 Office Service	75			41	6120 Library	A
112		410 Read/Study Room	1,500	30		41	6120 Library	A
112	A	310 Office	133	2		52	6399 Other Counseling and Guidance	A
113		310 Office	74	1		11	1501 English	A
114		310 Office	105	2		11	1701 Mathematics, General	A
116		730 Storage	432			64	6770 Logistical Services	A
121		310 Office	100	1		53	6399 Other Counseling and Guidance	A
122		310 Office	110	2		52	6430 Extended Opportunity Programs and Services (EOPS)	A
123		535 A/V, Radio, TV Service	123			41	6120 Library	A
124	A	310 Office	70	1		52	6399 Other Counseling and Guidance	A
124	B	310 Office	70	1		52	6399 Other Counseling and Guidance	A
124	C	315 Office Service	70			52	6399 Other Counseling and Guidance	A
124	D	310 Office	70	1		52	6399 Other Counseling and Guidance	A
124	E	455 Study Service	70			41	6120 Library	A
124	F	455 Study Service	70			41	6120 Library	A
125		310 Office	1,228	15		52	6430 Extended Opportunity Programs and Services (EOPS)	A
126		210 Class Lab	1,184	36		11	4900 Interdisciplinary Studies	A
131		410 Read/Study Room	3,717	64		41	6120 Library	A
131	A	420 Stack	170			41	6120 Library	A

Room Detail Report

(by building)

345 Berkeley City College**Building: 1 BERKELEY CITY COLLEGE**

Room #	A-Z	Room Type	ASF	Stations	Dept	Prog	TOP/Service and Support	Record Status
131	B	440 Processing Room	280			41	6120 Library	A
132		310 Office	100	1		41	6120 Library	A
133	A	410 Read/Study Room	95	6		41	6120 Library	A
133	B	410 Read/Study Room	95	4		41	6120 Library	A
133	C	410 Read/Study Room	95	4		41	6120 Library	A
133	D	410 Read/Study Room	95	6		41	6120 Library	A
133	E	410 Read/Study Room	95	6		41	6120 Library	A
134		310 Office	100	1		41	6120 Library	A
135		310 Office	100	1		41	6120 Library	A
136		315 Office Service	217	1		41	6120 Library	A
141		310 Office	296	3		62	6720 Fiscal Operations	A
142		310 Office	203	1		62	6720 Fiscal Operations	A
143		310 Office	123	1		63	6220 Student Records, Statistics and Publications	A
150	A	310 Office	315			63	6230 Admissions Activities	A
151		310 Office	476	5		55	6499 Other Student Services	A
151	A	310 Office	106	1		63	6230 Admissions Activities	A
152		310 Office	430	4		63	6230 Admissions Activities	A
152	A	315 Office Service	42			63	6230 Admissions Activities	A
153		310 Office	192	2		63	6720 Fiscal Operations	A
154		310 Office	111	1		54	6460 Financial Aid	A
155		315 Office Service	58			64	6770 Logistical Services	A
156		720 Shop	184			64	6770 Logistical Services	A
156	A	725 Shop Service	133			64	6770 Logistical Services	A

Room Detail Report

(by building)

345 Berkeley City College**Building: 1 BERKELEY CITY COLLEGE**

Room #	A-Z	Room Type	ASF	Stations	Dept	Prog	TOP/Service and Support	Record Status
164		720 Shop	220	1		64	6770 Logistical Services	A
165		310 Office	736	6		54	6460 Financial Aid	A
165	A	310 Office	120	1		54	6460 Financial Aid	A
167		720 Shop	100			64	6770 Logistical Services	A
203		310 Office	834	5		53	6310 Counseling Services	A
211		210 Class Lab	667	10		11	0614 Digital Media	A
212		210 Class Lab	1,078	40		11	4930 General Studies	A
213		210 Class Lab	1,662	40		11	4930 General Studies	A
214		110 Classroom	772	35		11	0099 General Assignment	A
215		535 A/V, Radio, TV Service	143			43	6130 Media Services	A
216		110 Classroom	666	35		11	0099 General Assignment	A
218		530 Audio/Visual, Radio, TV	1,011	10		43	6130 Media Services	A
218	A	530 Audio/Visual, Radio, TV	150			43	6130 Media Services	A
218	B	530 Audio/Visual, Radio, TV	59	1		43	6130 Media Services	A
222		310 Office	435	4		11	0099 General Assignment	A
223		210 Class Lab	898	36		11	0850 Sign Language	A
223	A	215 Class Lab Service	127			11	0850 Sign Language	A
224		535 A/V, Radio, TV Service	154			43	6130 Media Services	A
225		215 Class Lab Service	214	6		11	0850 Sign Language	A
226		210 Class Lab	897	35		11	0850 Sign Language	A
226	A	215 Class Lab Service	121			11	0850 Sign Language	A
227		210 Class Lab	1,650	30		11	0614 Digital Media	A
241		310 Office	92	1		61	6450 Student Personnel Administration	A

Room Detail Report

(by building)

**345 Berkeley City College
Building: 1 BERKELEY CITY COLLEGE**

Room #	A-Z	Room Type	ASF	Stations	Dept	Prog	TOP/Service and Support	Record Status
242		310 Office	240	1		61	6450 Student Personnel Administration	A
243		310 Office	424	4		55	6399 Other Counseling and Guidance	A
243	A	315 Office Service	80			55	6430 Extended Opportunity Programs and Services (EOPS)	A
244		310 Office	124	2		44	6780 Management Information Services	A
245		650 Lounge	68			66	6799 Other General Institutional Support Services	A
251		310 Office	83	1		53	6310 Counseling Services	A
252		310 Office	100	1		53	6310 Counseling Services	A
253		310 Office	100	1		53	6310 Counseling Services	A
253	A	315 Office Service	44			53	6310 Counseling Services	A
254		310 Office	100	1		53	6310 Counseling Services	A
255		310 Office	100	1		53	6310 Counseling Services	A
255	A	315 Office Service	38			53	6310 Counseling Services	A
256		310 Office	100	1		53	6310 Counseling Services	A
256	A	315 Office Service	60			53	6310 Counseling Services	A
257		310 Office	100	1		53	6310 Counseling Services	A
258		310 Office	101	1		55	6420 Disabled Students Programs and Services (DSPS)	A
259		310 Office	100	1		53	6310 Counseling Services	A
261		310 Office	150	2		55	6399 Other Counseling and Guidance	A
262		210 Class Lab	330	10		11	4900 Interdisciplinary Studies	A
263		310 Office	100	1		53	6310 Counseling Services	A
264		680 Meeting Room	100	6		53	6399 Other Counseling and Guidance	A
265		310 Office	100	2		53	6399 Other Counseling and Guidance	A
266		220 Spec Class Lab	131	7		53	4900 Interdisciplinary Studies	A

Room Detail Report

(by building)

345 Berkeley City College**Building: 1 BERKELEY CITY COLLEGE**

Room #	A-Z	Room Type	ASF	Stations	Dept	Prog	TOP/Service and Support	Record Status
267		225 Special Class Lab Service	16			53	4900 Interdisciplinary Studies	A
306		710 Data Processing/Computer	100			64	6770 Logistical Services	A
311		110 Classroom	805	45		11	0099 General Assignment	A
312		210 Class Lab	1,584	40		11	4930 General Studies	A
313		210 Class Lab	1,833	40		11	4930 General Studies	A
315		110 Classroom	826	45		11	0099 General Assignment	A
316		110 Classroom	719	46		11	0099 General Assignment	A
321		210 Class Lab	984	30		11	1099 Other Fine and Applied Arts	A
321	A	215 Class Lab Service	255			11	1099 Other Fine and Applied Arts	A
322		110 Classroom	824	45		11	0099 General Assignment	A
323		210 Class Lab	1,582	42		11	4930 General Studies	A
324		210 Class Lab	1,549	40		11	4930 General Studies	A
341	A	310 Office	937	4		11	0099 General Assignment	A
341	B	310 Office	155	1		11	0099 General Assignment	A
341	C	315 Office Service	82			11	0099 General Assignment	A
342		310 Office	96	1		52	6430 Extended Opportunity Programs and Services (EOPS)	A
343		310 Office	124	1		11	0099 General Assignment	A
344		310 Office	96	1		52	6430 Extended Opportunity Programs and Services (EOPS)	A
345		310 Office	81	1		11	0099 General Assignment	A
346		310 Office	102	1		52	6399 Other Counseling and Guidance	A
347		315 Office Service	337	4		11	0099 General Assignment	A
348		310 Office	816	4		52	6430 Extended Opportunity Programs and Services (EOPS)	A
349		310 Office	80	1		11	0099 General Assignment	A

Room Detail Report

(by building)

345 Berkeley City College**Building: 1 BERKELEY CITY COLLEGE**

Room #	A-Z	Room Type	ASF	Stations	Dept	Prog	TOP/Service and Support	Record Status
351		310 Office	98	1		11	0099 General Assignment	A
352		310 Office	178	1		52	6399 Other Counseling and Guidance	A
353		310 Office	260	3		11	0099 General Assignment	A
354		310 Office	118	1		52	6399 Other Counseling and Guidance	A
355		310 Office	278	3		11	0099 General Assignment	A
356		710 Data Processing/Computer	619	3		64	6780 Management Information Services	A
357		530 Audio/Visual, Radio, TV	241	1		43	6130 Media Services	A
358		650 Lounge	99			66	6799 Other General Institutional Support Services	A
406		710 Data Processing/Computer	102			64	6770 Logistical Services	A
411		210 Class Lab	1,369	24		11	1002 Art (Painting, Drawing and Sculpture)	A
412		215 Class Lab Service	66			11	1002 Art (Painting, Drawing and Sculpture)	A
413		210 Class Lab	1,167	20		11	1002 Art (Painting, Drawing and Sculpture)	A
421		110 Classroom	980	49		11	0099 General Assignment	A
421	A	115 Classroom Service	99			11	0099 General Assignment	A
422		115 Classroom Service	155			11	0099 General Assignment	A
422		110 Classroom	1,000	49		11	0099 General Assignment	A
422	A	115 Classroom Service	192			11	0099 General Assignment	A
423		110 Classroom	980	49		11	0099 General Assignment	A
424		110 Classroom	1,000	49		11	0099 General Assignment	A
425		730 Storage	282			64	6770 Logistical Services	A
426		730 Storage	260			64	6770 Logistical Services	A
431		110 Classroom	2,385	97		11	0099 General Assignment	A
432		730 Storage	394			64	6770 Logistical Services	A

Room Detail Report

(by building)

345 Berkeley City College**Building: 1 BERKELEY CITY COLLEGE**

Room #	A-Z	Room Type	ASF	Stations	Dept	Prog	TOP/Service and Support	Record Status
441		310 Office	150	1		61	6620 Management Planning Functions	A
442		310 Office	200	1		61	6010 Academic Administration	A
443		310 Office	268	1		61	6620 Management Planning Functions	A
444		650 Lounge	82	5		61	6620 Management Planning Functions	A
450		310 Office	499	6		63	6791 General Administration Services	A
451	A	680 Meeting Room	517	15		66	6799 Other General Institutional Support Services	A
451	B	680 Meeting Room	517	15		66	6799 Other General Institutional Support Services	A
452		310 Office	100	1		46	6010 Academic Administration	A
453		310 Office	150	1		46	6010 Academic Administration	A
454		310 Office	150	1		46	6010 Academic Administration	A
454	A	315 Office Service	48			46	6010 Academic Administration	A
455		310 Office	148	1		62	6720 Fiscal Operations	A
456		310 Office	117	1		62	6720 Fiscal Operations	A
457		310 Office	109	1		63	6610 Institutional Research	A
458		310 Office	153	1		67	6710 Community Relations	A
459		310 Office	96	3		46	6010 Academic Administration	A
460		315 Office Service	153	1		46	6010 Academic Administration	A
461		680 Meeting Room	204	4		66	6799 Other General Institutional Support Services	A
511		310 Office	262	7		51	6960 Students and Co-curricular Activities	A
512		215 Class Lab Service	400			11	1901 Physical Sciences, General	A
513		210 Class Lab	934	25		11	1901 Physical Sciences, General	A
514		210 Class Lab	1,402	30		11	1002 Art (Painting, Drawing and Sculpture)	A
515		110 Classroom	722	37		11	0099 General Assignment	A

Room Detail Report

(by building)

345 Berkeley City College**Building: 1 BERKELEY CITY COLLEGE**

Room #	A-Z	Room Type	ASF	Stations	Dept	Prog	TOP/Service and Support	Record Status
516		650 Lounge	1,439	50		51	6999 Other Ancillary Services	A
517		660 Merchandise Facility	585			55	6910 Bookstore	A
518		110 Classroom	753	37		11	0099 General Assignment	A
521		210 Class Lab	1,032	20		11	1905 Chemistry, General	A
521	A	215 Class Lab Service	198			11	1905 Chemistry, General	A
521	B	215 Class Lab Service	255			11	1901 Physical Sciences, General	A
522		210 Class Lab	1,022	20		11	0430 Biotechnology and Biomedical Technology	A
522	A	215 Class Lab Service	187			11	0430 Biotechnology and Biomedical Technology	A
522	B	215 Class Lab Service	252			11	0430 Biotechnology and Biomedical Technology	A
523		310 Office	481	4		44	6780 Management Information Services	A
526		710 Data Processing/Computer	101			64	6770 Logistical Services	A
541		310 Office	276	4		11	0099 General Assignment	A
542		310 Office	224	2		63	6791 General Administration Services	A
543		680 Meeting Room	391	14		66	6799 Other General Institutional Support Services	A
551		310 Office	251	4		11	0099 General Assignment	A
552		310 Office	248	4		11	0099 General Assignment	A
553		310 Office	272	4		11	0099 General Assignment	A
554		310 Office	210	4		11	0099 General Assignment	A
555		310 Office	238	4		11	0099 General Assignment	A
556		310 Office	215	4		11	0099 General Assignment	A
557		315 Office Service	285	4		11	0099 General Assignment	A
558		310 Office	240	4		11	0099 General Assignment	A
559		310 Office	274	4		11	0099 General Assignment	A

Room Detail Report

(by building)

**345 Berkeley City College
Building: 1 BERKELEY CITY COLLEGE**

Room #	A-Z	Room Type	ASF	Stations	Dept	Prog	TOP/Service and Support	Record Status
560		310 Office	579	8		11	0099 General Assignment	A
561		315 Office Service	89			11	0099 General Assignment	A
562		310 Office	189	4		52	6420 Disabled Students Programs and Services (DSPS)	A
Total Rooms: 210			87,037	2,341				



2050 Center Street, Berkeley, CA 94704



PERALTA COMMUNITY COLLEGE DISTRICT
Office of General Services

District Admin. Center



PERALTA COMMUNITY COLLEGE DISTRICT
Office of General Services

District Administrative Center Energy Usage Calculations

Energy Usage Calculations to Follow

Campus Lecture Capacity/Load Ratios

Peralta District Office*

No.	Project									
	Lect ASF	WSCH	Occupancy	2015/2016	2016/2017	2017/2018	2018/2019	2019/2020	2020/2021	2021/2022

		2015/2016	2016/2017	2017/2018	2018/2019	2019/2020	2020/2021	2021/2022
Lecture	Actual*/Projected WSCH	0	0	0	0	0	0	0
0	Cumulative Capacity	0	0	0	0	0	0	0
	Capacity/Load Ratio							

Campus Laboratory Capacity/Load Ratios

Peralta District Office*

No.	Project			2015/2016	2016/2017	2017/2018	2018/2019	2019/2020	2020/2021	2021/2022
	Lab ASF	WSCH	Occupancy							

		2015/2016	2016/2017	2017/2018	2018/2019	2019/2020	2020/2021	2021/2022
Laboratory	Actual*/Projected WSCH	0	0	0	0	0	0	0
0	Cumulative Capacity	0	0	0	0	0	0	0
	Capacity/Load Ratio							

Campus Office Capacity/Load Ratios

Peralta District Office*

No.	Project			2015/2016	2016/2017	2017/2018	2018/2019	2019/2020	2020/2021	2021/2022
	Off ASF	FTE	Occupancy							

20	Renovate District Office Bldg									
	-2,308	-14	2018/2019				194			
	Peralta District Office*									

		2015/2016	2016/2017	2017/2018	2018/2019	2019/2020	2020/2021	2021/2022
Office	Actual*/Projected FTE	0	0	0	0	0	0	0
33,371	Cumulative Capacity	209	209	209	209	194	194	194
	Capacity/Load Ratio							

Campus Library Capacity/Load Ratios

Peralta District Office*

No.	Project	Lib ASF	Occupancy	2015/2016	2016/2017	2017/2018	2018/2019	2019/2020	2020/2021	2021/2022
-----	---------	---------	-----------	-----------	-----------	-----------	-----------	-----------	-----------	-----------

		2015/2016	2016/2017	2017/2018	2018/2019	2019/2020	2020/2021	2021/2022
Library	Actual*/Projected ASF	0	0	0	0	0	0	0
0	Cumulative Capacity	0	0	0	0	0	0	0
	Capacity/Load Ratio							

Load Distribution and Staff Forecast

Peralta District Office*

Campus Load Distribution

Reference: Chancellor's Office Forecast

	Instructional Staff FTE	Total Campus WSCH	Off-Campus WSCH	On-Campus WSCH	P.E. Laboratory WSCH	On-Campus Lecture WSCH	On-Campus Laboratory WSCH
--	-------------------------	-------------------	-----------------	----------------	----------------------	------------------------	---------------------------

Actual Fall

2012		0					
2013		0					

Forecast

2014		0					
2015		0					
2016		0					
2017		0					
2018		0					
2019		0					
2020		0					

Load Distribution and Staff Forecast

Peralta District Office*

Campus Worksheet for Computing FTE Instruction Staff

College Instructional Staff, Fall Term. Included are all certificated staff for day, extended day, and adult education except those whose office is located off-campus.

(a)	Total Certificated Instructional and Statutory Staff FTE (b)	Non-Instructional Portion of FTE (c)	Net Total Instructional and Statutory Staff FTE (b-c) (d)
Instructors			
Counselors Include certificated special program coordinators, economic opportunity program, coordinators, statutory and Title 5 required staff, et. al.			
Department Administrators			
Librarians Include certificated director of audio/visual, et. al.			
Institutional Administrators Include certificated persons with responsibilities covering the entire institution, such as Superintendent, Assistant Superintendent, President, Dean of Instruction, Director of Data Processing, et. al.			
Fall 2014 Totals	0.0	0.0	0.0

Column (b) is the total number of Column (a) distributed to categories

Column (c) is the fraction of time express as Full-Time Equivalents devoted to noninstructional work.
Counselors, department administrators, and statutorily required staff are counted as if they had no noninstructional duties.

Load Distribution and Staff Forecast

Peralta District Office*

Campus Worksheet for Computing FTE Instruction Staff

College Instructional Staff, Fall Term. Included are all certificated staff for day, extended day, and adult education except those whose office is located off-campus.

(a)	Total Certificated Instructional and Statutory Staff FTE (b)	Non-Instructional Portion of FTE (c)	Net Total Instructional and Statutory Staff FTE (b-c) (d)
Instructors			
Counselors Include certificated special program coordinators, economic opportunity program, coordinators, statutory and Title 5 required staff, et. al.			
Department Administrators			
Librarians Include certificated director of audio/visual, et. al.			
Institutional Administrators Include certificated persons with responsibilities covering the entire institution, such as Superintendent, Assistant Superintendent, President, Dean of Instruction, Director of Data Processing, et. al.			
Fall 2015 Totals	0.0	0.0	0.0

Column (b) is the total number of Column (a) distributed to categories

Column (c) is the fraction of time express as Full-Time Equivalents devoted to noninstructional work.
Counselors, department administrators, and statutorily required staff are counted as if they had no noninstructional duties.

Load Distribution and Staff Forecast

Peralta District Office*

Campus Worksheet for Computing FTE Instruction Staff

College Instructional Staff, Fall Term. Included are all certificated staff for day, extended day, and adult education except those whose office is located off-campus.

(a)	Total Certificated Instructional and Statutory Staff FTE (b)	Non-Instructional Portion of FTE (c)	Net Total Instructional and Statutory Staff FTE (b-c) (d)
Instructors			
Counselors Include certificated special program coordinators, economic opportunity program, coordinators, statutory and Title 5 required staff, et. al.			
Department Administrators			
Librarians Include certificated director of audio/visual, et. al.			
Institutional Administrators Include certificated persons with responsibilities covering the entire institution, such as Superintendent, Assistant Superintendent, President, Dean of Instruction, Director of Data Processing, et. al.			
Fall 2016 Totals	0.0	0.0	0.0

Column (b) is the total number of Column (a) distributed to categories

Column (c) is the fraction of time express as Full-Time Equivalents devoted to noninstructional work.
Counselors, department administrators, and statutorily required staff are counted as if they had no noninstructional duties.

Load Distribution and Staff Forecast

Peralta District Office*

Campus Worksheet for Computing FTE Instruction Staff

College Instructional Staff, Fall Term. Included are all certificated staff for day, extended day, and adult education except those whose office is located off-campus.

(a)	Total Certificated Instructional and Statutory Staff FTE (b)	Non-Instructional Portion of FTE (c)	Net Total Instructional and Statutory Staff FTE (b-c) (d)
Instructors			
Counselors Include certificated special program coordinators, economic opportunity program, coordinators, statutory and Title 5 required staff, et. al.			
Department Administrators			
Librarians Include certificated director of audio/visual, et. al.			
Institutional Administrators Include certificated persons with responsibilities covering the entire institution, such as Superintendent, Assistant Superintendent, President, Dean of Instruction, Director of Data Processing, et. al.			
Fall 2017 Totals	0.0	0.0	0.0

Column (b) is the total number of Column (a) distributed to categories

Column (c) is the fraction of time express as Full-Time Equivalents devoted to noninstructional work.
Counselors, department administrators, and statutorily required staff are counted as if they had no noninstructional duties.

Load Distribution and Staff Forecast

Peralta District Office*

Campus Worksheet for Computing FTE Instruction Staff

College Instructional Staff, Fall Term. Included are all certificated staff for day, extended day, and adult education except those whose office is located off-campus.

(a)	Total Certificated Instructional and Statutory Staff FTE (b)	Non-Instructional Portion of FTE (c)	Net Total Instructional and Statutory Staff FTE (b-c) (d)
Instructors			
Counselors Include certificated special program coordinators, economic opportunity program, coordinators, statutory and Title 5 required staff, et. al.			
Department Administrators			
Librarians Include certificated director of audio/visual, et. al.			
Institutional Administrators Include certificated persons with responsibilities covering the entire institution, such as Superintendent, Assistant Superintendent, President, Dean of Instruction, Director of Data Processing, et. al.			
Fall 2018 Totals	0.0	0.0	0.0

Column (b) is the total number of Column (a) distributed to categories

Column (c) is the fraction of time express as Full-Time Equivalents devoted to noninstructional work.

Counselors, department administrators, and statutorily required staff are counted as if they had no noninstructional duties.

Load Distribution and Staff Forecast

Peralta District Office*

Campus Worksheet for Computing FTE Instruction Staff

College Instructional Staff, Fall Term. Included are all certificated staff for day, extended day, and adult education except those whose office is located off-campus.

(a)	Total Certificated Instructional and Statutory Staff FTE (b)	Non-Instructional Portion of FTE (c)	Net Total Instructional and Statutory Staff FTE (b-c) (d)
Instructors			
Counselors Include certificated special program coordinators, economic opportunity program, coordinators, statutory and Title 5 required staff, et. al.			
Department Administrators			
Librarians Include certificated director of audio/visual, et. al.			
Institutional Administrators Include certificated persons with responsibilities covering the entire institution, such as Superintendent, Assistant Superintendent, President, Dean of Instruction, Director of Data Processing, et. al.			
Fall 2019 Totals	0.0	0.0	0.0

Column (b) is the total number of Column (a) distributed to categories

Column (c) is the fraction of time express as Full-Time Equivalents devoted to noninstructional work.
Counselors, department administrators, and statutorily required staff are counted as if they had no noninstructional duties.

Load Distribution and Staff Forecast

Peralta District Office*

Campus Worksheet for Computing FTE Instruction Staff

College Instructional Staff, Fall Term. Included are all certificated staff for day, extended day, and adult education except those whose office is located off-campus.

(a)	Total Certificated Instructional and Statutory Staff FTE (b)	Non-Instructional Portion of FTE (c)	Net Total Instructional and Statutory Staff FTE (b-c) (d)
Instructors			
Counselors Include certificated special program coordinators, economic opportunity program, coordinators, statutory and Title 5 required staff, et. al.			
Department Administrators			
Librarians Include certificated director of audio/visual, et. al.			
Institutional Administrators Include certificated persons with responsibilities covering the entire institution, such as Superintendent, Assistant Superintendent, President, Dean of Instruction, Director of Data Processing, et. al.			
Fall 2020 Totals	0.0	0.0	0.0

Column (b) is the total number of Column (a) distributed to categories

Column (c) is the fraction of time express as Full-Time Equivalents devoted to noninstructional work.
Counselors, department administrators, and statutorily required staff are counted as if they had no noninstructional duties.

Cum Sum of Existing and Proposed Space, 2015 - 2021

Peralta District Office*

Cumulative Summary of Existing and Proposed Areas, 2015-2021

Priority and Year of Occupancy (a)	Classroom 100's (b)	Laboratory 200's (c)	Office 300's (d)	Library 400's (e)	AV Radio TV 530 - 535 (f)	P.E. 520 - 525 (g)	Assembly 610 - 625 (h)	Inactive 050 - 070 (i)	All Other Areas (j)	Total ASF (k)
Total ASF			33,371		2,096			18,762	39,627	93,856

20 2018/2019 Renovate District Office Bldg

-2,308
31,063

2,308
41,935

Total Existing and Proposed Space

31,063

2,096

18,762

41,935

93,856

Capacity of Net Existing On-Campus ASF

Peralta District Office*

Classrooms, Classroom Service (Room Type 100's)

	Net ASF	ASF/100 WSCH	Capacity WSCH
Totals	0	47.3	0

Laboratories and Laboratory Service Areas (Room Types 210, 215, 220, 225, 230, 235, 255)

TOP Code/Description	Net ASF	ASF/100 WSCH	Capacity WSCH	TOP Code/Description	Net ASF	ASF/100 WSCH	Capacity WSCH
----------------------	---------	--------------	---------------	----------------------	---------	--------------	---------------

Office and Office Service Areas (Room Type 300's)

	Net ASF	ASF per FTE	Capacity FTE
Totals	33,371	160	209

Project Intent And Scope

Peralta District Office*

District Priority : **20 Renovate District Office Bldg**

Project Type : Site Acquisition New Construction Reconstruction
 Replacement Infrastructure Equipment

Total Estimated Costs : \$8,984,865

Anticipated Source(s) of Funds : Non-State

Type of construction :

Seismic Retrofit :

If Existing - Age :

If Existing - Condition :

Anticipated Time Schedule

	Land Acquisition	Preliminary Plans	Working Drawing	Construction	Equipment	Occupancy
Year		2017/2018	2017/2018	2017/2018	2017/2018	2018/2019
Estimated Cost		\$214,000	\$610,000	\$7,910,865	\$250,000	

Explain why this project is needed:

This project is modernize to provide additional meeting room space and large training room (710 space) and reconfiguration of officing as a result of moves into the new addition (previous project)

Project Intent And Scope

Peralta District Office*

District Priority No.: **20 Renovate District Office Bldg**

Outline of Project Space - Buildings and Remodelings

	Classroom Type 100's	Laboratory 210 - 255	Office Type 300's	Library Type 400's	AV - TV 530 - 535	All Other	Total ASF
Project Primary			11,653			5,789	17,442
Project Secondary			-13,961			-3,481	-17,442
Project Net ASF			-2,308			2,308	0

Project Net Capacity

	Net ASF	ASF/100 WSCH	Capacity WSCH
Classrooms, Classroom Service (Room Type 100's)			
Classroom Totals	0	47.3	0

Laboratories and Laboratory Service Areas (Room Types 210, 215, 220, 225, 230, 235, 255)

Primary Effect				Secondary Effect			
TOP Code/Description	Net ASF	ASF/100 WSCH	Capacity WSCH	TOP Code/Description	Net ASF	ASF/100 WSCH	Capacity WSCH
Laboratory Totals					0		0

	Net ASF	ASF per FTE	Capacity FTE
Office and Office Service Areas (Room Type 300's)			
Office Totals	-2,308	160	-14



PERALTA COMMUNITY COLLEGE DISTRICT
Office of General Services

District Administrative Center Space Inventory

Room Detail Report

(by building)

346 Peralta District Office***Building: 1 ADMINISTRATIVE CTR**

Room #	A-Z	Room Type	ASF	Stations	Dept	Prog	TOP/Service and Support	Record Status
A 1		680 Meeting Room	1,540	100	01	67	6830 Community Use of Facilities	A
B 1		310 Office	1,337	11	01	61	6630 Instructional Planning	A
C 1		310 Office	283	1	01	63	6600 Planning and Policy Making	A
A 2		350 Conference Room	207		01	61	6791 General Administration Services	A
B 2		310 Office	201	1	01	61	6630 Instructional Planning	A
C 2		310 Office	262	1	01	63	6600 Planning and Policy Making	A
D 2		310 Office	1,556	8	01	63	6730 Human Resources Management	A
A 3		310 Office	64	1	01	61	6791 General Administration Services	A
B 3		350 Conference Room	185	12	01	63	6791 General Administration Services	A
C 3		310 Office	292	3	01	63	6600 Planning and Policy Making	A
C 3	A	310 Office	107	1	01	63	6600 Planning and Policy Making	A
C 3	B	310 Office	108	1	01	63	6791 General Administration Services	A
D 3		315 Office Service	100		01	63	6730 Human Resources Management	A
A 4		310 Office	189	2	01	61	6791 General Administration Services	A
C 4		310 Office	111	1	01	62	6720 Fiscal Operations	A
D 4		350 Conference Room	180		01	63	6730 Human Resources Management	A
A 5		310 Office	360	1	01	61	6620 Management Planning Functions	A
A 5	B	315 Office Service	62		01	61	6620 Management Planning Functions	A
C 5		310 Office	107		01	61	6620 Management Planning Functions	A
D 5		310 Office	100	1	01	63	6730 Human Resources Management	A
B 7		315 Office Service	71			62	6720 Fiscal Operations	A
C 7		350 Conference Room	272	14	01	63	6600 Planning and Policy Making	A
A 8		310 Office	109	1		61	6620 Management Planning Functions	A

Room Detail Report

(by building)

346 Peralta District Office***Building: 1 ADMINISTRATIVE CTR**

Room #	A-Z	Room Type	ASF	Stations	Dept	Prog	TOP/Service and Support	Record Status
D 8		310 Office	213	1	01	63	6730 Human Resources Management	A
A 9		310 Office	62	1	01	63	6791 General Administration Services	A
B 9		315 Office Service	51		01	63	6791 General Administration Services	A
D 9		310 Office	137	1	01	63	6730 Human Resources Management	A
B 10		350 Conference Room	170	10	01	62	6720 Fiscal Operations	A
D 10		310 Office	137	1	01	63	6730 Human Resources Management	A
A 11		310 Office	196	2	01	61	6620 Management Planning Functions	A
D 11		310 Office	137	1	01	63	6730 Human Resources Management	A
A 12		315 Office Service	202		01	61	6791 General Administration Services	A
B 12		315 Office Service	84		01	62	6720 Fiscal Operations	A
D 12		310 Office	137	1	01	63	6730 Human Resources Management	A
D 13		310 Office	167	1	01	63	6730 Human Resources Management	A
A 14		350 Conference Room	312	14	01	61	6620 Management Planning Functions	A
A 14	A	355 Confer Room Service	55		01	61	6620 Management Planning Functions	A
B 14		315 Office Service	105		01	62	6720 Fiscal Operations	A
B 15		310 Office	140	1	01	62	6720 Fiscal Operations	A
B 16		310 Office	140	1	01	62	6720 Fiscal Operations	A
A 17		650 Lounge	589		01	66	6750 Staff Development	A
B 17		310 Office	140	1	01	62	6720 Fiscal Operations	A
B 18		310 Office	140	1	01	62	6720 Fiscal Operations	A
B 19		310 Office	140	1	01	62	6720 Fiscal Operations	A
A 20		310 Office	137	1	01	63	6791 General Administration Services	A
B 20		310 Office	207	1	01	62	6720 Fiscal Operations	A

Room Detail Report

(by building)

346 Peralta District Office***Building: 1 ADMINISTRATIVE CTR**

Room #	A-Z	Room Type	ASF	Stations	Dept	Prog	TOP/Service and Support	Record Status
A 21		350 Conference Room	140	6	01	63	6791 General Administration Services	A
B 21		310 Office	1,765	8	01	62	6720 Fiscal Operations	A
A 22		310 Office	279	1	01	63	6600 Planning and Policy Making	A
B 22		310 Office	696	4	01	62	6720 Fiscal Operations	A
A 23		315 Office Service	141		01	63	6791 General Administration Services	A
B 23		310 Office	140	1	01	62	6720 Fiscal Operations	A
A 25		310 Office	551	2	01	63	6600 Planning and Policy Making	A
B 29	A	690 Locker Room	73		01	64	6770 Logistical Services	A
B 30	A	690 Locker Room	157		01	64	6770 Logistical Services	A
B 31		590 Other	130	1	01	64	6770 Logistical Services	A
B 32		590 Other	98	1	01	64	6770 Logistical Services	A
B 33		590 Other	139	1	01	64	6770 Logistical Services	A
B 34		590 Other	137		01	64	6770 Logistical Services	A
B 35		590 Other	60		01	64	6770 Logistical Services	A
B 35	A	590 Other	14		01	64	6770 Logistical Services	A
B 36		590 Other	63		01	64	6770 Logistical Services	A
B 36	A	590 Other	25		01	64	6770 Logistical Services	A
B 37		590 Other	139	1	01	64	6770 Logistical Services	A
B 38		590 Other	137	2	01	64	6770 Logistical Services	A
B 39		590 Other	71		01	64	6770 Logistical Services	A
B 40		590 Other	109	1	01	64	6770 Logistical Services	A
B 42		310 Office	150	1	01	46	6630 Instructional Planning	A
B 43		310 Office	137	1	01	46	6750 Staff Development	A

Room Detail Report

(by building)

346 Peralta District Office*

Building: 1 ADMINISTRATIVE CTR

Room #	A-Z	Room Type	ASF	Stations	Dept	Prog	TOP/Service and Support	Record Status
B 44		310 Office	137	1	01	46	6630 Instructional Planning	A
B 45		310 Office	278	1	01	64	6630 Instructional Planning	A
B 46		310 Office	255	2	01	46	6630 Instructional Planning	A
Total Rooms: 72			17,622	235				

Room Detail Report

(by building)

346 Peralta District Office***Building: 2 WAREHOUSE DP**

Room #	A-Z	Room Type	ASF	Stations	Dept	Prog	TOP/Service and Support	Record Status
100		310 Office	300	1	01	64	6770 Logistical Services	A
101		310 Office	300	1	01	64	6770 Logistical Services	A
102		310 Office	168	1	01	64	6770 Logistical Services	A
103		310 Office	168	1	01	64	6770 Logistical Services	A
104		650 Lounge	234		01	64	6770 Logistical Services	A
105		315 Office Service	216		01	64	6770 Logistical Services	A
106		310 Office	180	1	01	65	6510 Building Maintenance and Operation Support	A
107		310 Office	180	1	01	65	6510 Building Maintenance and Operation Support	A
108		310 Office	180	1	01	65	6510 Building Maintenance and Operation Support	A
110		315 Office Service	480	2	01	64	6770 Logistical Services	A
120		730 Storage	19,142		01	64	6770 Logistical Services	A
120	A	310 Office	279	1	01	64	6770 Logistical Services	A
121		720 Shop	1,701		01	65	6510 Building Maintenance and Operation Support	A
121	A	730 Storage	100			64	6770 Logistical Services	A
121	B	310 Office	100	1		65	6510 Building Maintenance and Operation Support	A
DP 132		710 Data Processing/Computer	811		01	44	6030 Administrative Data Processing Activities	A
DP 132	A	715 DP/Computer Service	127		01	44	6030 Administrative Data Processing Activities	A
DP 133		710 Data Processing/Computer	127		01	44	6030 Administrative Data Processing Activities	A
DP 135		315 Office Service	90		01	44	6030 Administrative Data Processing Activities	A
DP 137		310 Office	89	1	01	44	6030 Administrative Data Processing Activities	A
DP 138		310 Office	143	2	01	44	6030 Administrative Data Processing Activities	A
DP 139		310 Office	90	1	01	44	6030 Administrative Data Processing Activities	A
DP 140		310 Office	108	1	01	44	6030 Administrative Data Processing Activities	A

Room Detail Report

(by building)

346 Peralta District Office***Building: 2 WAREHOUSE DP**

Room #	A-Z	Room Type	ASF	Stations	Dept	Prog	TOP/Service and Support	Record Status
DP 141		310 Office	105	1	01	44	6030 Administrative Data Processing Activities	A
DP 142		310 Office	164	2	01	44	6030 Administrative Data Processing Activities	A
DP 143		310 Office	93	1	01	44	6030 Administrative Data Processing Activities	A
DP 144		710 Data Processing/Computer	404		01	44	6030 Administrative Data Processing Activities	A
DP 145		315 Office Service	98		01	44	6030 Administrative Data Processing Activities	A
DP 147		310 Office	95	1	01	44	6030 Administrative Data Processing Activities	A
DP 149		310 Office	109	1	01	44	6030 Administrative Data Processing Activities	A
DP 150		315 Office Service	212		01	44	6030 Administrative Data Processing Activities	A
DP 151		310 Office	90	1	01	44	6030 Administrative Data Processing Activities	A
DP 152		315 Office Service	363		01	44	6030 Administrative Data Processing Activities	A
DP 153		310 Office	91	1	01	44	6030 Administrative Data Processing Activities	A
DP 154		350 Conference Room	245	9	01	44	6030 Administrative Data Processing Activities	A
DP 155		310 Office	190	1	01	44	6030 Administrative Data Processing Activities	A
DP 161		310 Office	95	1	01	44	6030 Administrative Data Processing Activities	A
DP 162		310 Office	98	1	01	44	6030 Administrative Data Processing Activities	A
DP 163		310 Office	95	1	01	44	6030 Administrative Data Processing Activities	A
DP 164		310 Office	98	1	01	44	6030 Administrative Data Processing Activities	A
DP 165		650 Lounge	395		01	44	6030 Administrative Data Processing Activities	A
173		315 Office Service	227		1	65	6510 Building Maintenance and Operation Support	A
175		680 Meeting Room	263	10	1	65	6510 Building Maintenance and Operation Support	A
176	A	310 Office	105	1	1	65	6510 Building Maintenance and Operation Support	A
176	B	310 Office	212	1	1	65	6510 Building Maintenance and Operation Support	A
181		310 Office	313	3	1	65	6510 Building Maintenance and Operation Support	A

Room Detail Report

(by building)

346 Peralta District Office***Building: 2 WAREHOUSE DP**

Room #	A-Z	Room Type	ASF	Stations	Dept	Prog	TOP/Service and Support	Record Status
182	A	310 Office	111	1	1	65	6510 Building Maintenance and Operation Support	A
182	B	310 Office	130	1	1	65	6510 Building Maintenance and Operation Support	A
182	C	310 Office	122	1	1	65	6510 Building Maintenance and Operation Support	A
182	D	315 Office Service	269		1	65	6510 Building Maintenance and Operation Support	A
183		310 Office	129	1	1	65	6510 Building Maintenance and Operation Support	A
184		350 Conference Room	186	8	1	65	6510 Building Maintenance and Operation Support	A
185		310 Office	115	1	1	65	6510 Building Maintenance and Operation Support	A
186		315 Office Service	157		1	65	6510 Building Maintenance and Operation Support	A
186	A	315 Office Service	22		1	65	6510 Building Maintenance and Operation Support	A
186	B	315 Office Service	506		1	65	6510 Building Maintenance and Operation Support	A
187		310 Office	244	2	1	65	6510 Building Maintenance and Operation Support	A
188		310 Office	227	1	1	65	6510 Building Maintenance and Operation Support	A
189		310 Office	180	1	1	65	6510 Building Maintenance and Operation Support	A
190		310 Office	180	1	1	65	6510 Building Maintenance and Operation Support	A
191		310 Office	180	1	1	65	6510 Building Maintenance and Operation Support	A
192		310 Office	180	1	1	65	6510 Building Maintenance and Operation Support	A
193		310 Office	650	5	1	65	6510 Building Maintenance and Operation Support	A
194		310 Office	850	6	1	65	6510 Building Maintenance and Operation Support	A
Total Rooms: 64			33,911	84				

Room Detail Report

(by building)

346 Peralta District Office*
Building: 4 GROUNDS BUTLER BLDG

Room #	A-Z	Room Type	ASF	Stations	Dept	Prog	TOP/Service and Support	Record Status
1		730 Storage	5,841		01	65	6510 Building Maintenance and Operation Support	A
1		730 Storage	1,521		01	65	6510 Building Maintenance and Operation Support	A
1		730 Storage	2,301		01	64	6780 Management Information Services	A
Total Rooms: 3			9,663					

Room Detail Report

(by building)

346 Peralta District Office*
Building: 5 GROUNDS SHED

Room #	A-Z	Room Type	ASF	Stations	Dept	Prog	TOP/Service and Support	Record Status
1		740 Vehicle Storage	2,950		01	65	6510 Building Maintenance and Operation Support	A

Total Rooms: 1

2,950

Room Detail Report

(by building)

346 Peralta District Office***Building: 7 CONROY BLDG DG**

Room #	A-Z	Room Type	ASF	Stations	Dept	Prog	TOP/Service and Support	Record Status
100		315 Office Service	168		00	52	6210 Registrations, Transfers, Transcripts, Certificati	A
101		315 Office Service	109		00	52	6210 Registrations, Transfers, Transcripts, Certificati	A
102		310 Office	89	1	00	52	6210 Registrations, Transfers, Transcripts, Certificati	A
103		310 Office	230	1	00	52	6210 Registrations, Transfers, Transcripts, Certificati	A
104		310 Office	98	1	00	52	6210 Registrations, Transfers, Transcripts, Certificati	A
105		315 Office Service	2,127		00	52	6210 Registrations, Transfers, Transcripts, Certificati	A
105	A	315 Office Service	64		00	52	6210 Registrations, Transfers, Transcripts, Certificati	A
108		310 Office	106	1	00	52	6210 Registrations, Transfers, Transcripts, Certificati	A
109		310 Office	176	1	00	52	6210 Registrations, Transfers, Transcripts, Certificati	A
110		315 Office Service	221		00	52	6210 Registrations, Transfers, Transcripts, Certificati	A
110	A	315 Office Service	119		00	52	6210 Registrations, Transfers, Transcripts, Certificati	A
111		310 Office	245	2	00	52	6210 Registrations, Transfers, Transcripts, Certificati	A
112		310 Office	201	1	00	52	6210 Registrations, Transfers, Transcripts, Certificati	A
113		310 Office	2,072	8	00	52	6210 Registrations, Transfers, Transcripts, Certificati	A
118		650 Lounge	149		00	52	6210 Registrations, Transfers, Transcripts, Certificati	A
120		310 Office	142	1	00	52	6210 Registrations, Transfers, Transcripts, Certificati	A
Total Rooms: 16			6,316	17				

Room Detail Report

(by building)

346 Peralta District Office*
Building: 8 INT ED 1

Room #	A-Z	Room Type	ASF	Stations	Dept	Prog	TOP/Service and Support	Record Status
100		310 Office	908	6	01	55	6492 Foreign Student Services	A
102		310 Office	276	2	01	55	6492 Foreign Student Services	A
103		310 Office	124	1	01	55	6492 Foreign Student Services	A
Total Rooms: 3			1,308	9				

Room Detail Report

(by building)

346 Peralta District Office*
Building: 9 INT ED 2

Room #	A-Z	Room Type	ASF	Stations	Dept	Prog	TOP/Service and Support	Record Status
100		310 Office	377	2	01	55	6492 Foreign Student Services	A
101		310 Office	144	1	01	55	6492 Foreign Student Services	A
102		310 Office	276	1	01	55	6492 Foreign Student Services	A
103		310 Office	117	1	01	55	6492 Foreign Student Services	A
104		310 Office	117	1	01	55	6492 Foreign Student Services	A
105		315 Office Service	117		01	55	6492 Foreign Student Services	A
Total Rooms: 6			1,148	6				

Room Detail Report

(by building)

346 Peralta District Office*
Building: 10 PCTV 1

Room #	A-Z	Room Type	ASF	Stations	Dept	Prog	TOP/Service and Support	Record Status
101		535 A/V, Radio, TV Service	357			43	6130 Media Services	A
102		530 Audio/Visual, Radio, TV	230	1		43	6130 Media Services	A
103		530 Audio/Visual, Radio, TV	357	1		43	6130 Media Services	A
104		530 Audio/Visual, Radio, TV	255			43	6130 Media Services	A
105		535 A/V, Radio, TV Service	98			43	6130 Media Services	A
Total Rooms: 5			1,297	2				

Room Detail Report

(by building)

346 Peralta District Office***Building: 11 PCTV2**

Room #	A-Z	Room Type	ASF	Stations	Dept	Prog	TOP/Service and Support	Record Status
121		680 Meeting Room	80	4		43	6130 Media Services	A
122		530 Audio/Visual, Radio, TV	72	1		43	6130 Media Services	A
123		530 Audio/Visual, Radio, TV	72	1		43	6130 Media Services	A
124		530 Audio/Visual, Radio, TV	72	1		43	6130 Media Services	A
125		530 Audio/Visual, Radio, TV	72	1		43	6130 Media Services	A
128		530 Audio/Visual, Radio, TV	310	1		43	6130 Media Services	A
129		530 Audio/Visual, Radio, TV	116	1		43	6130 Media Services	A
130		530 Audio/Visual, Radio, TV	85	1		43	6130 Media Services	A
Total Rooms: 8			879	11				

Room Detail Report

(by building)

**346 Peralta District Office*
Building: 101 860 ATLANTIC**

Room #	A-Z	Room Type	ASF	Stations	Dept	Prog	TOP/Service and Support	Record Status
100		050 Inactive Area	1,100			71	9600 Unassigned	A
102		050 Inactive Area	115			71	9600 Unassigned	A
104		050 Inactive Area	190			71	9600 Unassigned	A
110		050 Inactive Area	1,130			71	9600 Unassigned	A
120		050 Inactive Area	385			71	9600 Unassigned	A
122		050 Inactive Area	285			71	9600 Unassigned	A
123		050 Inactive Area	220			71	9600 Unassigned	A
124		050 Inactive Area	365			71	9600 Unassigned	A
125		050 Inactive Area	310			71	9600 Unassigned	A
127		050 Inactive Area	540			71	9600 Unassigned	A
128		050 Inactive Area	65			71	9600 Unassigned	A
130		050 Inactive Area	1,325			71	9600 Unassigned	A
131		050 Inactive Area	321			71	9600 Unassigned	A
132		050 Inactive Area	130			71	9600 Unassigned	A
133		050 Inactive Area	142			71	9600 Unassigned	A
134		050 Inactive Area	1,185			71	9600 Unassigned	A
135		050 Inactive Area	150			71	9600 Unassigned	A
136		050 Inactive Area	460			71	9600 Unassigned	A
137		050 Inactive Area	150			71	9600 Unassigned	A
140		050 Inactive Area	1,515			71	9600 Unassigned	A
141		050 Inactive Area	105			71	9600 Unassigned	A
142		050 Inactive Area	256			71	9600 Unassigned	A
143		050 Inactive Area	186			71	9600 Unassigned	A

Room Detail Report

(by building)

346 Peralta District Office*
Building: 101 860 ATLANTIC

Room #	A-Z	Room Type	ASF	Stations	Dept	Prog	TOP/Service and Support	Record Status
144		050 Inactive Area	136			71	9600 Unassigned	A
150		050 Inactive Area	1,700			71	9600 Unassigned	A
151		050 Inactive Area	95			71	9600 Unassigned	A
152		050 Inactive Area	184			71	9600 Unassigned	A
153		050 Inactive Area	160			71	9600 Unassigned	A
154		050 Inactive Area	144			71	9600 Unassigned	A
155		050 Inactive Area	87			71	9600 Unassigned	A
156		050 Inactive Area	97			71	9600 Unassigned	A
157		050 Inactive Area	100			71	9600 Unassigned	A
158		050 Inactive Area	100			71	9600 Unassigned	A
159		050 Inactive Area	265			71	9600 Unassigned	A
160		050 Inactive Area	765			71	9600 Unassigned	A
161		050 Inactive Area	132			71	9600 Unassigned	A
165	A	050 Inactive Area	200			71	9600 Unassigned	A
165	B	050 Inactive Area	162			71	9600 Unassigned	A
166		050 Inactive Area	80			71	9600 Unassigned	A
180		050 Inactive Area	673			71	9600 Unassigned	A
182		050 Inactive Area	750			71	9600 Unassigned	A
184		050 Inactive Area	115			71	9600 Unassigned	A
185		050 Inactive Area	1,326			71	9600 Unassigned	A
185	A	050 Inactive Area	100			71	9600 Unassigned	A
185	B	050 Inactive Area	31			71	9600 Unassigned	A
186		050 Inactive Area	288			71	9600 Unassigned	A

Room Detail Report

(by building)

346 Peralta District Office*
Building: 101 860 ATLANTIC

Room #	A-Z	Room Type	ASF	Stations	Dept	Prog	TOP/Service and Support	Record Status
187		050 Inactive Area	242			71	9600 Unassigned	A
188		050 Inactive Area	100			71	9600 Unassigned	A
189		050 Inactive Area	100			71	9600 Unassigned	A

Total Rooms: 49

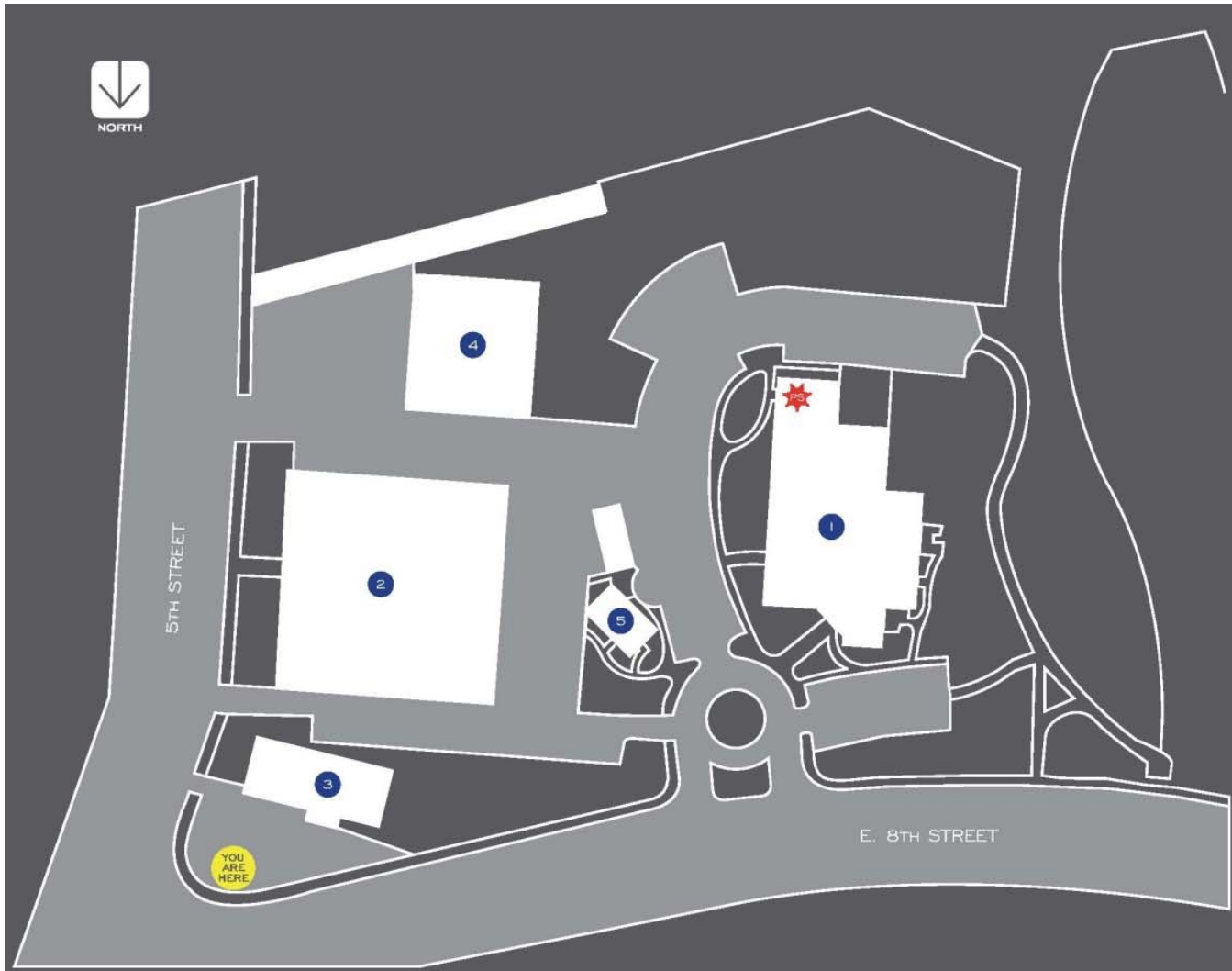
18,762



DIRECTORY



NORTH



- 1 DISTRICT ADMINISTRATION CENTER
- 2 DEPARTMENT OF GENERAL SERVICES
INFORMATION TECHNOLOGY
DEPARTMENT
PURCHASING DEPARTMENT
WAREHOUSE RECEIVING
- 3 ADMISSIONS & RECORDS
- 4 GROUNDS DEPARTMENT
- 5 INTERNATIONAL AFFAIRS
& DISTANCE EDUCATION
-  PERALTA POLICE SERVICES