



## Welcome to Program Review

College of Alameda - 2019

DENTL - Instruction

Program Review

### Program Overview

**Please verify the mission statement for your program. If your program has not created a mission statement, provide details on how your program supports and contributes to the College mission.**

To provide an educational program that supports an atmosphere of professionalism, integrity and educational excellence. Students will acquire the knowledge and proficiency to successfully assist in serving dental health needs of the community.

#### Program Total Faculty and/or Staff

##### Full Time

Carla Pegues

##### Part Time

Renee Herold  
Juanita Tyree  
Meeyng Coffey

**The Program Goals below are from your most recent Program Review or APU. If none are listed, please add your most recent program goals. Then, indicate the status of this goal, and which College and District goal your program goal aligns to. If your goal has been completed, please answer the follow up question regarding how you measured the achievement of this goal.**

#### Describe your current utilization of facilities, including labs and other space

The dental department is located in A208, within the department we utilize a lecture room A224, lab area A222, plaster/storage A223, darkroom A209, x-ray room A211, student locker room A206 and faculty office A204

## Career Education

Using the [LaunchBoard](#), what are the job placement rates for your program for the past three years? (What % of your graduates have secured employment in the field within 3 months of leaving the program?). Note: you will need to establish a username and password for the LaunchBoard if you don't already have one.

2016 - 17 Job Placement Rate (%)	% employed in the field within 3 months	2017 - 18 Job Placement Rate (%)	% employed in the field within 3 months	2018 - 19 Job Placement Rate (%)	% employed in the field within 3 months
100	100	90	90	100	100

Using the [LaunchBoard](#), what are the projected job openings in your discipline for the next three years?

Job Openings

How is your discipline or program responding with regard to changes in labor market demand?

The dental department is actively recruiting new students to help meet the need of market demand.

Do you have an industry advisory board in place?

Yes

Has your industry advisory board met regularly (at least once per quarter or semester)?

Yes

Please attach a list of your industry advisory board members.

[Advisory Board 19.doc](#)

Please describe the number of activities and recommendations resulting from advisory committee meetings that have occurred in the past three years. What information was presented that required changes to be made to your program?

Students and staff volunteer in community events . Participation in the annual CDA cares event that is held in varies Counties to serve the uninsured patients at no cost.

**Does your program require state or national licensing? If yes, please specify. What is your college's set standard passing rate for this exam or license?**

Yes

If yes, Exam or License  
RDA

**Do your students participate in other third party certifications? If so, please provide their success rates (include the % of completing students successfully getting certified).**

Yes

Set standard pass rate  
If yes, Third party certification  
CDA

Set standard pass rate  
100

**Is your program working with a Deputy Sector Navigator?**

Yes

If yes, Briefly describe your program's work with the Deputy Sector Navigator.  
CODA

**What programs similar to yours exist in the surrounding area or at nearby East bay colleges? (Micro region in LaunchBoard)**

College  
Diablo Valley College

In which ways is your program collaborating with other community colleges in the region?  
We have bi-annually meetings with all the dental assisting instructors in Northern California ( DAGERS Group)

**Please list and briefly describe the grant name, granting agency, and the goals of each grant as it relates to you discipline/department/program. - Grant 1: - Text**

Grant Name	Granting Agency	Grant Goals	Last year of Funding
------------	-----------------	-------------	----------------------

**How is your program using Strong Workforce Funds?**

Strong Workforce funds are being utilized to purchase new equipment and replace old equipment.

**In the boxes below, please add improvement actions and resource requests that are directly related to the questions answered in this section. If there are no improvement actions or resource requested in this area, leave blank.**

Improvement Action

Improvement Actions

**Improvement Action**

Action Item	Description	To be completed By	Responsible Person
-------------	-------------	--------------------	--------------------

**Resource Request**

Technology and Equipment

New

Description/Justification

digital impression scanner is needed because the industry is moving towards digital scanners at a rapid pace .Students will need to be educated in the current technology

Estimated Cost

1500000

**Resource Request**

Technology and Equipment

New

Description/Justification

Oral camera currently used in the field

Estimated Cost

5000

**Resource Request**

Technology and Equipment

New

Description/Justification  
digital x-ray sensors (3)

Estimated Cost  
2100000

### Resource Request

Technology and Equipment

Replacement

Description/Justification  
4 computers for digital x-ray sensors, replace old computers

Estimated Cost  
1600000

### Resource Request

Supplies

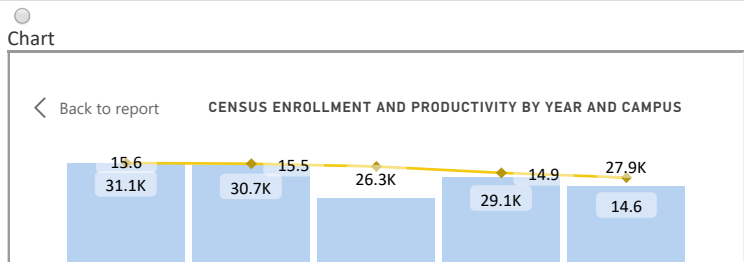
Instructional Supplies and Materials

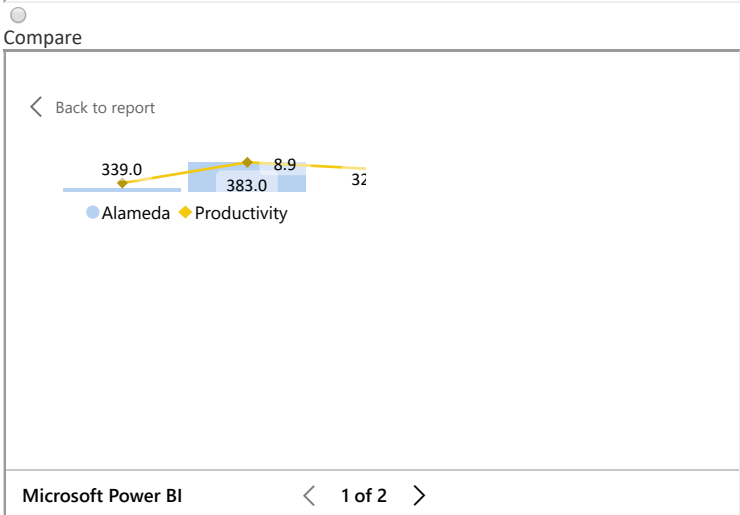

Description/Justification  
Dental materials: it is important for students to use what is current in the field.

Estimated Cost  
10000

## Enrollment Trends

College Level - Program and Department comparison





Using the Enrollment Trends dashboard filter to your college and subject area. Reflect on the enrollment trends over the past three years. How does the enrollment trend for your program compare to the overall college trend? What factors could be attributing to this trend?

Industry needs has a major role in the enrollment trends. At this time the Industry needs are growing rapidly and the demand for more RDA are at a all time high.

**Describe effective and innovative teaching strategies used by faculty to increase student learning and engagement.**

As the industry changes to this new digital tech world, Faculty continuously adjust their teaching styles to meet the student needs to ensure our to students are equip to fulfill the gaps in the market.

**How is technology used by the discipline, department?**

As an department,we are still growing in the use of technology. We recently received a smart classroom and that has benefited the faculty and students learning.

**How does the discipline, department, or program maintain the integrity and consistency of academic standards with all methods of delivery, including face to face, hybrid, and Distance Education courses?**

As a department we continuously take courses to keep with industry changes. This ensures that the foundation of knowledge is established and the students are receiving the most up-to date information within our field.

**In the boxes below, please add improvement actions and resource requests that are directly related to the questions answered in this section. If there are no improvement actions or resource requested in this area, leave blank.**

Improvement Action

Improvement Actions

**Improvement Action**

Action Item	Description	To be completed By	Responsible Person
-------------	-------------	--------------------	--------------------

**Resource Request**

Professional Development	Department-wide PD needed		
--------------------------	---------------------------	--	--

Description/Justification  
 Conferences and workshops to keep up on industry changes and needs

Estimated Cost  
 6000

**Resource Request**

Other Other

Description/Justification  
 Part-time faculty ; department is growing would like to add more subjects , non-credit courses

Estimated Cost  
 4200000

**Resource Request**

Choose an Option

**Curriculum**

**Please review your course outlines of record to determine if they have been updated or deactivated in the past three years. Use the pull-down menus to identify courses that still need updating or deactivation and specify when your department will update each one, within the next three years.**

Name	Last updated date	Semester and Year	To be updated on	To be deactivated on
DENTL 221 - Professional Standards	March, 22 2019 09:47:45	Spring 2018 - 19	3/8/2021 Improve my program	
DENTL 222 - Oral Anatomy, Morpho...		Spring 2019 - 20	2/3/2020 Improve my program	



DENTL 224A - Dental Radiology	March, 22 2019 09:48:11	Spring	3/8/2021
		2018 - 19	Improve my program
DENTL 227 - Biodental Sciences	March, 22 2019 09:48:30	Spring	3/8/2021
		Select Year...	
DENTL 228 - DENTL228		Spring	3/9/2020
		2019 - 20	Improve my program
DENTL 250 - DENTL250		Spring	3/9/2020
		2019 - 20	Improve my program
DENTL 224B - Dental Radiology II	September, 12 2016 10:47:40	Fall	3/8/2021
		2018 - 19	Improve my program
DENTL 230 - Pit and Fissure Sealants		Fall	3/8/2021
		2019 - 20	
DENTL 228B - Clinical Rotations and ...	November, 16 2017 14:58:52	Fall	3/8/2021
		2018 - 19	Improve my program

DENTL 225 - Dental Materials and L...	March, 21 2019 18:39:19	Spring	3/9/2020
		Select Year...	Improve my program
DENTL 223 - Chairside Procedures	March, 15 2018 09:34:38	Spring	3/8/2021
		2018 - 19	Improve my program
DENTL 226 - Advanced Chairside Pr...	March, 15 2018 09:34:14	Spring	3/8/2021
		2018 - 19	Improve my program
DENTL 229 - Practice Management	March, 26 2018 09:13:15	Spring	3/8/2021
		2018 - 19	Improve my program
DENTL 251 - Dental Terminology	March, 15 2018 09:33:49	Spring	3/8/2021
		2018 - 19	Improve my program
DENTL 220A - Infection Control and ...	June, 01 2018 10:59:42	Spring	3/8/2021
		2018 - 19	Improve my program
DENTL 220B - Infection Control and ...	March, 15 2018 09:35:05	Spring	3/8/2021
		2018 - 19	Improve my program

**Please summarize your plans for curriculum improvement/development, including details on specific courses or programs you plan to improve/develop.**

update as needed according to industry standards. I am currently working in a non-credit course for DENTL 251 and 221

**In the boxes below, please add improvement actions and resource requests that are directly related to the questions answered in this section. If there are no improvement actions or resource requested in this area, leave blank.**

Improvement Actions No Actions/Requests

## Instruction - Assessment

### Student Learning Outcomes Assessment

List your Student Learning Outcomes. SLOs are specific, measurable statements of what students will know, be able to do, or be able to demonstrate when they complete a course. An SLO focuses on specific knowledge, attitudes, or behaviors that students will demonstrate or possess as a result of instruction.

Course	Student Learning Outcomes (SLO)	Last date Assessed	Planned Assessment Date	Attachments
DENTL 221 - Professional Standards	Reorganize and support the "Code of Ethics", and the issues of Dental Jurisprudence.	5/4/2018	3/8/2021	
DENTL 221 - Professional Standards	Choose, select and formulate the ability to communicate verbally using accepted dental terminology in regards to interpersonal skills and concers for the patient's welfare.	5/4/2018	3/8/2021	
DENTL 221 - Professional Standards	Recognize and express professioanl standards of grooming according to the American Dental Association	5/4/2018	3/8/2021	
DENTL 222 - Oral Anatomy, Morphology and Body Systems	Recognize, select, integrate anatomical terms of the body and oral cavity.	5/4/2018	3/8/2021	

DENTL 222 - Oral Anatomy, Morphology and Body Systems	Recognize, compare and critique landmarks of the maxillary and mandibular primary and permanent dentition.	5/4/2018	3/8/2021
DENTL 224A - Dental Radiology	Distinguish, justify, and validate radiation safety procedures during exposures on mannequin	5/4/2018	3/8/2021
DENTL 224A - Dental Radiology	Select, justify and facilitate infection control techniques and procedures during radiological exposure	5/4/2018	3/8/2021
DENTL 224A - Dental Radiology	Distinguish, measure and critique technique errors during film interpretation; demonstrate the knowledge necessary to correct errors.	5/4/2018	3/8/2021
DENTL 224A - Dental Radiology	Select, support, and demonstrate a thorough knowledge of California State Radiation Safety protocol.	5/4/2018	3/8/2021
DENTL 227 - Biodental Sciences	Measure, evaluate and compare how to record vital signs and compile updated health history on dental patient and evaluate and assist with medical emergencies in a dental office..	5/4/2018	3/8/2021
DENTL 227 - Biodental Sciences	Analyze and evaluate legal problems of emergency care, occupational hazards, and precautions in dentistry.	5/4/2018	3/8/2021
DENTL 227 - Biodental Sciences	Analyze and evaluate legal problems of emergency care, occupational hazards, and precautions in dentistry.	5/4/2018	3/8/2021
DENTL 224B - Dental Radiology II	Support, and integrate principles of radiation, radiation safety, infection control and normal anatomy.	5/4/2018	3/8/2021

DENTL 224B - Dental Radiology II	Create, compile and evaluate exposures, processing, and mounting radiographes.	5/4/2018	3/8/2021
DENTL 224B - Dental Radiology II	Recognize, and critique panoramic radiology and learn the anatomy of the oral cavity to recognize facial landmarks.	5/4/2018	3/8/2021
DENTL 224B - Dental Radiology II	Support and simulate comprehensive knowledge of radiology.	5/4/2018	3/8/2021
DENTL 230 - Pit and Fissure Sealants	Student will demonstrate disinfections, placing barriers, sterilization procedures, Personal Protective Equipment. 2. Identify teeth, supporting bone structure, and landmarks of teeth. 3.Describe the role of sealants in preventive dentistry. 4.Proper instrumentation and equipment ready. 5.Prepare tooth prior to etching by coronal polishing typodont tooth. 6. prepare acid etching on tooth /teeth correctly. 7. Recognizes virgin, non-restored, and natural in the posterior areas of each quadrant	5/4/2018	3/8/2021
DENTL 230 - Pit and Fissure Sealants	Analyze and evaluate the criteria for the correct preparation, placement of Pit and Fissure sealants.	5/4/2018	3/8/2021
DENTL 228B - Clinical Rotations and Review	Effectively and adequately assist the dentist during dental patient care.	5/4/2018	3/8/2021
DENTL 228B - Clinical Rotations and Review	Apply and utilize the four handed dental assisting skills during dental procedure.	5/4/2018	3/8/2021

DENTL 228B - Clinical Rotations and Review	Demonstrate correct documentation of patient care.	5/4/2018	3/8/2021
DENTL 228B - Clinical Rotations and Review	Demonstrate correct methods of infection control, before and after and during patient treatment.	5/4/2018	3/8/2021
DENTL 225 - Dental Materials and Lab Procedures	- Choose , support and apply occupational safety and work efficiently in a dental laboratory environment.	5/4/2018	3/8/2021
DENTL 225 - Dental Materials and Lab Procedures	exam		
DENTL 225 - Dental Materials and Lab Procedures	- validate and justify the ability to properly prepare and manipulate dental materials.		
DENTL 223 - Chairside Procedures	-demonstrate and evaluate techniques of dental team positioning for four-handed dentistry, including classifications of motion and zones activity		
DENTL 223 - Chairside Procedures	- Recognize, integrate and evaluate techniques of intraoral charting functions and terminology of existing and diagnosed conditions.		
DENTL 223 - Chairside Procedures	- Integrate, demonstrate and evaluate techniques of instrument grasps. transfer, moisture control and oral evacuation		
DENTL 226 - Advanced Chairside Procedures	-Demonstrate seating and dismissing patients operatory preparation before and after patients		
DENTL 226 - Advanced Chairside Procedures	-Identify clock concept of activity zones.		

DENTL 226 - Advanced Chairside Procedures	-Demonstrate use of oral evacuation and air/water syringe.
DENTL 226 - Advanced Chairside Procedures	-Demonstrate the selection of instruments and materials for tray setups used in for various dental procedures
DENTL 229 - Practice Management	- justify and apply the correct infection control for setting up patient operatory, cross check patient chart with schedule.
DENTL 229 - Practice Management	- compose , summarize and report information of patient dental procedure on patient's chart.
DENTL 229 - Practice Management	- Analyze, express and summarize knowledge of dental office procedure
DENTL 251 - Dental Terminology	Analyze in written form dental terminology and concepts as to their structural content.
DENTL 251 - Dental Terminology	differentiate Latin and Greek roots and their meaning as related to medicine.
DENTL 251 - Dental Terminology	Compare and contrast historical usage of terminology to the language of modern dentistry.
DENTL 251 - Dental Terminology	Distinguish between word elements in Anatomy an physiology and relate term to the terminology specializing in disease process of the human body.

DENTL 251 - Dental Terminology	Define complicated dental terms as to origin, correct usage and correct spelling and describe in a written dissertation their relationship to human body and oral conditions.
DENTL 220A - Infection Control and Oral Health	Critique and justify infection control techniques and patient-dental assistant relations before during and after patient care procedures.
DENTL 220A - Infection Control and Oral Health	Compare and evaluate "Bloodborne Pathogen" standards CDC / OSHA and Cal-OSHA.
DENTL 220A - Infection Control and Oral Health	Critique and justify Hazard Waste Communications.
DENTL 220B - Infection Control and Coronal Polish	Define legal consideration in regards to performing coronal polish,
DENTL 220B - Infection Control and Coronal Polish	Infection control techniques and patient-dental assistant relations before during and after coronal polish procedures.
DENTL 220B - Infection Control and Coronal Polish	Demonstrate the principles of infection control including universal precautions, hand washing, personal protective attire.
DENTL 220B - Infection Control and Coronal Polish	Knowledge of standard / universal precautions.
DENTL 220B - Infection Control and Coronal Polish	Knowledge of indications and contraindications of coronal polishing.



DENTL 220B - Infection Control and Coronal Polish

Knowledge of infection control and of dental assistant-patient relationship of patient safety.

**How has your department worked together on assessment? Provide examples on collaboration, leadership, planning exercises, and data analysis. What aspects of assessment work went especially well in your department and what improvements are most needed?**

The dental department has worked together on assessment during staff meetings as needed. We discuss what methods work for each lab activity and how the students benefit or not. At the end of each semester or on as needed individual( student) basis we may discuss a plan for improvement and achievement .

**What were the most important things your department learned from assessment? If implementation of your action plans resulted in better student learning and/or changes in curriculum, detail the results**

The most important thing our department has learned from assessment is collaboration and the importance of communication of the department and individual students needs.

**Give us an update on your Program Learning Outcomes (PLOs). A complete program assessment means all PLOs have been assessed for that program. Attach any evidence, i.e. reports from Task Stream or Curricunet Meta.**

Our department just completed CODA Accreditation process. A very detailed assessment of all course work was done .

Does your department participate in the assessment of multidisciplinary programs?

No

**If Yes, Describe your department's participation and what you learned from the assessment of the program that was applicable to your own discipline.**

Does your department participate in your college's Institutional Learning Outcomes (ILOs) assessment?

No

**If Yes, Please describe your departments participation in assessing Institutional Learning Outcomes.**

**What support does your department need from administrators, assessment coordinators and/or your campus assessment committee to continue to make progress in assessment of outcomes and implementation of action plans?**

continued support and training

**In the boxes below, please add improvement actions and resource requests that are directly related to the questions answered in this section. If there are no improvement actions or resource requested in this area, leave blank.**

Choose your Action

Improvement Actions

## Course Completion

College Level - Program and Department comparison



Chart

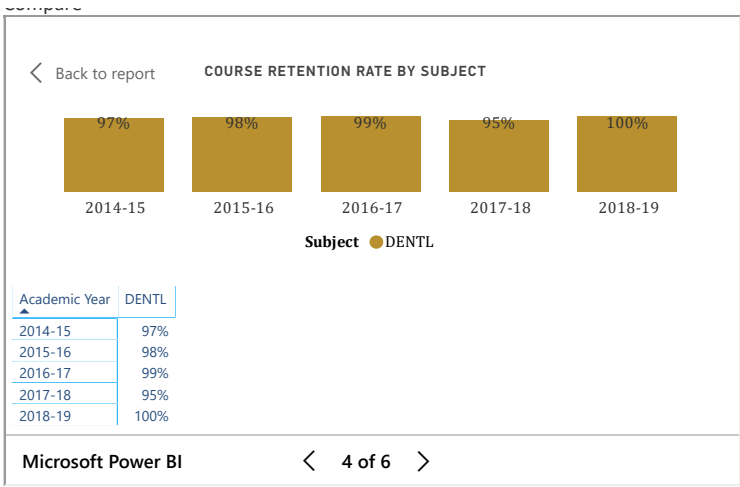
< Back to report

Academic Year | DENTL |

Microsoft Power BI < 1 of 6 >



Compare



**Consider your course completion rates over the past three years (% of student who earned a grade of "C" or better).**

Name	2016 - 17 Completion Rate (%)	2017 - 18 Completion Rate (%)	2018 - 19 Completion Rate (%)
DENTL 220A INFECTION CONT/ORAL HEALTH	100	90	100
DENTL 220B INFECTION CONT/CORONAL POL	100	89	100
DENTL 221 PROF STANDARDS	100	95	100
DENTL 222 ORAL ANATOMY/MORPH	100	81	100
DENTL 223 CHAIRSIDE PROCEDURES	100	81	100
DENTL 224A DENTAL RADIOLOGY I	100	81	100
DENTL 224B DENTAL RADIOLOGY II	100	100	100

DENTL 225 MATERIALS/PROCEDURES	100	81	100
DENTL 226 ADV CHAIRSIDE PROCEDURES	100	100	100
DENTL 227 BIODENTAL SCIENCES	91	100	100
DENTL 228A CLINICAL ROTATIONS & REVIEW	100	100	96
DENTL 228B CLINICAL ROTATIONS & REVIEW	100	88	92
DENTL 229 PRACTICE MANAGEMENT	100	100	100
DENTL 230 PIT AND FISSURE SEALANTS	100	100	100
DENTL 251 DENTAL TERMINOLOGY	87	69	
DENTL 252 OVERVIEW/DENTL PROF	94		

Use the filters on the top and right of the graphs to disaggregate your program or discipline data. When disaggregated, are there any groups whose course completion rate falls more than 3% points below the discipline average? If so, indicate yes and explain what your department is doing to address the disproportionate impact for the group.

- Age**
  - Yes
  - No
- Ethnicity**
  - Yes
  - No
- Gender**
  - Yes
  - No
- Foster Youth Status**
  - Yes
  - No
- Disability Status**
  - Yes
  - No

- Low Income Status**  Yes  No
- Veteran Status**  Yes  No

**Consider your course completion rates over the past three years by mode of instruction. What do you observe?**

Select Course	DENTL 224A - Dental Radiology		
	2016 - 17 Completion Rate (%)	2017 - 18 Completion Rate (%)	2018 - 19 Completion Rate (%)
Face-to-Face	100	100	100
Hybrid			
100% Online			
Dual Enrollment			
Day time	100	100	100
Evening			

**How do the course completion rates for your program or discipline compare to your college's Institution-Set Standard for course completion?**

The dental department completion rates are aligned with the college's Institutional -set standards.

**How do the department's Hybrid course completion rates compare to the college course completion standard?**

N/A

**Are there differences in course completion rates between face to face and Distance Education/hybrid courses? If so, how does the discipline, department or program deal with this situation? How do you assess the overall effectiveness of Distance Education/hybrid course?**

N/A

**Describe the course retention rates over the last three years. If your college has an Institution-Set Standard for course retention, how does your program or discipline course retention rates compare to the standard?**

The course retention rate has been good for the late three years. Our program retention rate meets the standard with the college institution set-standards.

**What has the discipline, department, or program done to improve course completion and retention rates?**

The dental department continues to try to meet the students were they are academically and support their educational needs .

**In the boxes below, please add improvement actions and resource requests that are directly related to the questions answered in this section. If there are no improvement actions or resource requested in this area, leave blank.**

Improvement Actions

Improvement Action

**Improvement Action**

Action Item	Description	To be completed By	Responsible Person
-------------	-------------	--------------------	--------------------

**Resource Request**

Professional Development	Individual/personal PD needed
--------------------------	-------------------------------

Description/Justification

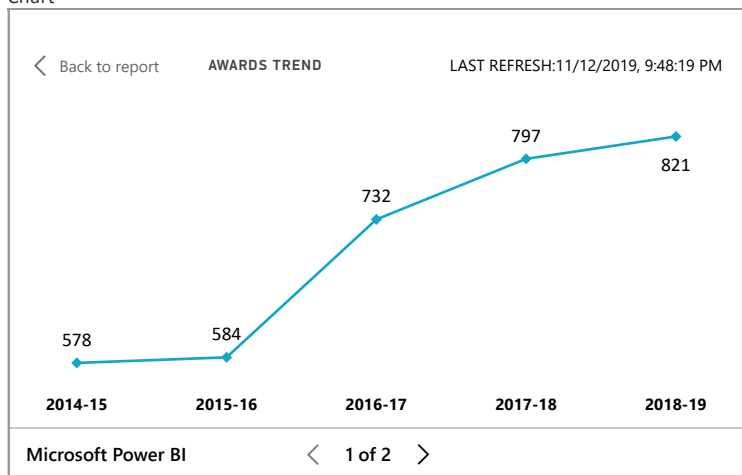
Estimated Cost

5000

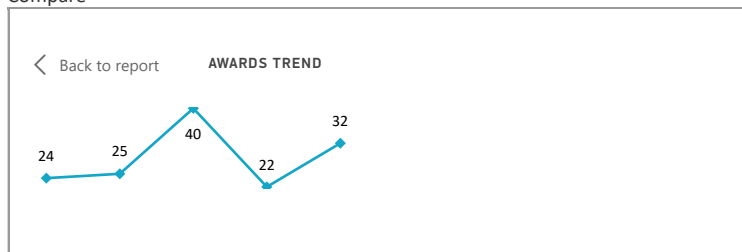
## Degrees and Certificates

College Level - Program and Department comparison

Chart



Compare



Microsoft Power BI	< 1 of 2 >
--------------------	------------

**What has the discipline, department, or program done to improve the number of degrees and certificates awarded? Include the number of degrees and certificates awarded by year, for the past three years.**

The dental department encourage students to continue their educational goals of receiving their AS degree after or before completion of the program certificate of completion.

**Over the next 3 years, will you be focusing on increasing the number of degrees and certificates awarded?**

Yes

**What is planned for the next 3 years to increase the number of certificates and degrees awarded?**

Supporting and emphasizing the importance of the AS degree within the field of study.

**In the boxes below, please add improvement actions and resource requests that are directly related to the questions answered in this section. If there are no improvement actions or resource requested in this area, leave blank.**

Improvement Actions Choose your Action

## Engagement

**Discuss how faculty and staff have engaged in institutional efforts such as committees, presentations, and departmental activities. Please list the committees that full-time faculty participate in.**



Faculty within the dental department engage in as many committees and departmental activities as possible. Because the department only has one full time employee it is not always possible to engage as much as we would like to, but we are present within the CE committee, AS(past), and Guided Pathways(present)

**Discuss how faculty and staff have engaged in community activities, partnerships and/or collaborations.**

AS, CE committee, Give kids a smile ( community outreach )

**Discuss how adjunct faculty members are included in departmental training, discussions, and decision-making.**

Adjunct faculty are included in all areas of planning and decision -making. As input is needed they are notified submit input and for all department training as needed.

**In the boxes below, please add improvement actions and resource requests that are directly related to the questions answered in this section. If there are no improvement actions or resource requested in this area, leave blank.**

Choose your Action

Improvement Actions

## Action Plan Summary and New Program Goals

Total Improvement Plans: 3

Total Resource Request: 9

**Review, add or modify the following actions plans that were entered in each section. Then review the Program Goals that were marked as in progress. Determine if you would like to keep the in progress goals and draft new 3-year goals for your department or program. The action plan items should support your new program goals. Align your program goals to the college strategic goals and District Strategic Goals.**

Section / Head	Description
<b>Instruction</b>	
Career Education	

As a department, it is comparative that we continue to grow as the industry changes.

Completed Date

Annual Progress Update Date

Enrollment Trends

Enrollment trends have been steady for the last three years.

Completed Date

Annual Progress Update Date

Course Completion

The dental department as an overall good completion rate. We will continue to support student needs to complete the program and beyond, and contribute to the field of dentistry and the community oral health needs .

Completed Date

Annual Progress Update Date

**Engagement**

**New and Continuing Goals**

Discipline, Department or Program Goal

The students to obtain the knowledge necessary to perform as an ethical, responsible committed member of the dental health team.

College Goal

Increase community and educational partnerships

PCCD Goal

Advance Student Access, Equity, and Success

Students demonstrate an understanding of Infection Control and California law.

Strengthen business and industry partnerships

Engage and Leverage Partners

The application of legal principles and accordance with the applicable laws and regulations in the fair and equitable treatment of patients.

Strengthen business and industry partnerships

Advance Student Access, Equity, and Success

## Resource Request Summary

Total Cost: \$9426000  
 Total Resource Request: 9

### Instruction

#### Personnel

No Resources found for this category

### Professional Development

Type	Description/Justification	Estimated Cost
Department-wide PD needed	Conferences and workshops to keep up on industry changes and needs	6000
Individual/personal PD needed		5000
<b>Sub-Total: \$11000</b>		

### Technology and Equipment

Type	Description/Justification	Estimated Cost
New	digital impression scanner is needed because the industry is moving towards digital scanners at a rapid pace .Students will need to be educated in the current technology	1500000
New	Oral camera currently used in the field	5000
New	digital x-ray sensors (3)	2100000
Replacement	4 computers for digital x-ray sensors, replace old computers	1600000
<b>Sub-Total: \$5205000</b>		

### Supplies

Type	Description/Justification	Estimated Cost
Instructional Supplies and Materials	Dental materials: it is important for students to use what is current in the field.	10000
<b>Sub-Total: \$10000</b>		

### Facilities

No Resources found for this category

### Library

No Resources found for this category

### Other

Type	Description/Justification	Estimated Cost
	Part-time faculty ; department is growing would like to add more subjects , non-credit courses	4200000

Sub-Total: \$4200000

- Engagement  
Personnel  
No Resources found for this category
- Professional Development  
No Resources found for this category
- Technology and Equipment  
No Resources found for this category
- Supplies  
No Resources found for this category
- Facilities  
No Resources found for this category
- Library  
No Resources found for this category
- Other  
No Resources found for this category

## Sign and Submit

**Please provide the list of members who participated in completing this program review.**

Carla Pegues

**Please enter the name of the person submitting this program review.**

Carla Pegues